杰牌官方微信
JIE Wechat

杰牌官方网站
JIE Website

杰牌官方视频
JIE Video

















杰牌始创于1988年，坚持100年做好一台智能齿轮减速电机，匠心打造中国世界品牌。杰牌传动是杰牌控股全资子公司，杰牌美国是杰牌传动全资子公司，是国家重点“小巨人”企业、浙江省重点企业研究院，浙江省“未来工厂”企业。杰牌聚焦传动技术、驱动技术、控制技术、软件技术和未来技术，包括减速机、电动机、变频器、传感器、物联网等智能传动方案，执行层、采集层、驱动层、控制层、数据层等数字智能技术，立足中国市场、服务全球市场，杰牌为全球好客户做好产品。杰牌坚持三化“专业化、智能化、全球化”，致力于杰牌智能传动“研究院+科创中心+未来工厂”创新发展模式，打造百年杰牌，成就幸福家庭。杰牌智能传动方案提供商！

Established in 1988, JIE has been insisting on manufacturing a great intelligent reducer in 100 years, aiming to build a Chinese world brand with its craftsmanship. JIE Drive, as the wholly-owned subsidiary of JIE Holdings, with a wholly-owned subsidiary JIE USA, has been awarded as the “Hidden Champions” in China， Research Institute of Key Enterprises in Zhejiang, “Lighthouse Factory” in Zhejiang. JIE, focuses on the Transmission Technology, Drive Technology, Control Technology, Software Technology and Future Technology, in addition to the intelligent drive solutions incl. gearboxes, motors, inverters, sensors & Internet of Things as well as the digital technologies incl. Execution Layer, Acquisition Layer, Drive Layer, Control Layer & Data Layer. JIE, based on the Chinese market, servers the great customers with great products worldwide.With the core strategy of “Specialization, Intelligence and Globalization”, JIE is dedicated to the Innovate the development model of “Research Institute + Scientific Innovation Center + Intelligent Factory”, to build a century-old JIE and achieve more happy families.JIE, a provider of Intelligent Drive Solutions!

杭州杰牌传动科技有限公司
HANG ZHOU JIE DRIVE TECHNOLOGY CO.,LTD.

地址　：中国浙江·杭州临空经济示范区·杰牌路1号
邮编　：311223
Add.　：No.1, JIE Road, Hangzhou Airport Economic Demonstration Zone, 311223, Zhejiang, China.
热线Tel.：0571 8299 1111　400 114 1111
总机Tel.：0571 8299 2222
传真Fax：0571 8299 3333
E-mail　：jie@jie.com.cn
Web.　：www.jiedrive.com　www.jie.com.cn

杰牌美国 JIE USA

279 Madsen Dr Suite 101, Bloomingdale, IL 60108
Tel.：+1 630 580 9986
E-mail: info@jie-drives.com
Web.：www.jie-drives.com

杰牌欧洲 JIE EURONORM

Hub van Doorneweg 8, 2171 KZ Sassenheim, Netherlands
Tel.：+31 252 228 850
E-mail：info@jie-euronorm.com
Web.：www.jie-euronorm.com

版权号：国作登字-2020-L-01077078　版本号：JIEC·04C·2025A·3000
法律声明：本画册及产品目录中的所有产品和图片，包括但不限于产品设计、外观、材料、颜色、包装、图纸、数据、技术规范等内容，已申请并获得授权或注册相关知识产权，受相关法律法规的保护。杰牌享有本画册和产品目录及其所载内容、信息的知识产权。未经许可，不得复制、抄袭或以其他任何方式使用。
Legal Notices: JIE obtained the authorization or relevant intellectual property against all the products or photos in this catalogue including but not limited to the design,appearance, material, color, packing, drawing, data, technical specification,etc. and is protected by relevant laws and regulations. If without permission, it is forbidden to copy, plagiarize or use for other purpose.

JIE JDRIVE

齿轮减速电机选型手册



杰牌传动
JIE DRIVE











JRT 智能齿轮减速电机
JRT Intelligent Gearmotors

因专业　而杰出
Excellence　From　Expertise

杰牌智能传动方案提供商

JIE INTELLIGENT DRIVE SOLUTIONS PROVIDER

国家重点“小巨人”企业
浙江省重点企业研究院
浙江省“未来工厂”企业



JIE
JDRIVE

旭日东升
生机盎然
万物之灵
天地之杰



目 录

P6-7 一. 选型步骤
P8 二. 产品图片
P9 三. 产品说明
P10-19 四. 型号说明
P20-36 五. 选型说明
P37-114 六. JRTR 齿轮减速电机
P115-169 七. JRTF 平行轴-齿轮减速电机
P170-230 八. JRTK 锥齿轮-齿轮减速电机
P231-265 九. JRTS 蜗杆副-齿轮减速电机
P266-273 十. JRTW蜗杆-面齿轮减速电机
P274-302 十一. 设计与装配注意事项
P303-329 十二. 安装与位置注意事项
P330-331 十三.尺寸与公差注意事项
杰牌传动产品目录

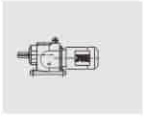
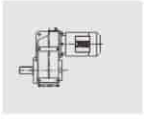




CONTENTS

P6-7 Selection Guide
P8 Product Pictures
P9 Product Description
P10-19 Model Description
P20-36 Selection Description
P37-114 JRTR Helical Inline Gearmotor
P115-169 JRTF Parallel Shaft Helical Gearmotor
P170-230 JRTK Helical Bevel Gearmotor
P231-265 JRTS Helical Worm Gearmotor
P266-273 JRTW Worm Face Gearmotor
P274-302 Design and Assembly Precaution
P303-329 Installation and Mounting Precaution
P330-331 Dimensions and Tolerances Precaution
JIE Drive Product Catalogue







一. 选型步骤
Selection Guide

1

选择杰牌传动产品
例：JRTR齿轮减速电机、JRTF平行轴—齿轮减速电机、JRTK锥齿轮—齿轮减速电机、JRTS蜗杆副—齿轮减速电机等信息。

Select JIE Drive product
Example: Pick the right model, JRTR helical inline gearmotor, JRTF parallel shaft helical gearmotor, JRTK helical bevel gearmotor, JRTS helical worm gearmotor .

2

输入现用产品品牌
例：杰牌传动、欧美日品牌、中国品牌等信息。

Enter current product or brand
Example: JIE Drive or competitors .

3

输入现用产品参数
例：JRT齿轮减速电机，规格 19~189，速比1.3~289.74，输入功率0.12~250kW，输出扭矩36~50000Nm等型号规格信息。

Enter current product specifications
Example: JRT gearmotor, size 19~189, ratio 1.3 ~289.74, input power 0. 12 ~250 kW, output torque 36~50000Nm and other specifications.

4

生成杰牌产品型号规格
例：JRTR69DN100S4-28.83-M1-0°, JRTF69DN90L4-BE-39.26-M1-0°, JRTK69DN90L4-V-38.39-A-M1-0°, JRTS69DN90L4-ES-V-36.85-A-M1-0°等型号规格信息。

Generate JIE Drive model and specifications
Example: JRTR69DN100S4-28.83-M1-0°, JRTF69DN90L4-BE-39.26-M1-0°, JRTK69DN90L4-V-38.39-A-M1-0°, JRTS69DN90L4-ES-V-36.85-A-M1-0° and other models.

5

生成杰牌产品2D/3D图
例：JRTR69DN100S4-28.83-M1-0°, JRTF69DN90L4-BE-39.26-M1-0°, JRTK69DN90L4-V-38.39-A-M1-0°, JRTS69DN90L4-ES-V-36.85-A-M1-0°等产品2D/3D图信息。

Generate 2D/3D drawings of JIE Drive products
Example: 2D/3D drawings of JRTR69DN100S4-28.83-M1-0°, JRTF69DN90L4-BE-39.26-M1-0°, JRTK69DN90L4-V-38.39-A-M1-0°, JRTS69DN90L4-ES-V-36.85-A-M1-0° and other models .

6

确认技术质量标准
例：技术质量标准按杰牌相关标准和双方协议约定的标准执行，质保期自发货之日起18个月或实际使用之日起12个月，以先到为准等信息确认。

Confirm technical quality standard
Example: The technical and quality standards shall be implemented according to the relevant standards of JIE Drive and the standards agreed by both parties. The warranty period shall be 12 months after start using products or 18 months after shipment from JIE whichever comes earlier.

7

确认交期服务标准
例：首次合作按双方协议约定时间交货；提供1+3滚动计划时7天交货，包括总用量、年用量、月用量、批用量、试用量；售前服务、售中服务、售后服务和预单管理等信息确认。

Confirm delivery standard
Example: Delivery shall be made according to the time agreed by both parties for the first cooperation; 7 days lead time base on 1+3 rolling plan, including total usage, annual usage, monthly usage, batch usage and sample; confirmation of pre-sales service, in-sales service, after-sales service and pre-order management.

8

确认结算价格标准
例：30%定金款到后订单生效，余款款到后发货；价格按双方协议约定的价格执行等信息确认。

Confirm the price and payment terms
Example: The order comes into effective after 30% deposition received and products will be delivered after balance payment; price shall be subject to agreed upon both parties.

9

确认产品订单信息
例：产品名称、型号规格、技术参数、订单数量、产品颜色、包装形式、运输方式、下单时间、交付时间、交付地点、收货单位等信息确认。

Confirm order information
Example: Confirm product type, model, specification; order quantity, color, packaging, transportation, P.O issue time, delivery time, delivery location, receiving company and other order information.

10

确认产品交付信息
例：样机订单交付、小批订单交付、批量订单交付等信息确认。

Confirm product delivery information
Example: Confirm prototype delivery, small batch delivery, batch delivery and other delivery information.

5. 生成杰牌产品2D/3D图
Generate 2D/3D drawing of JIE products

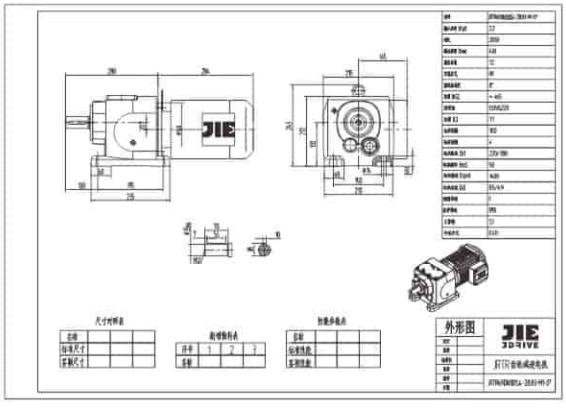

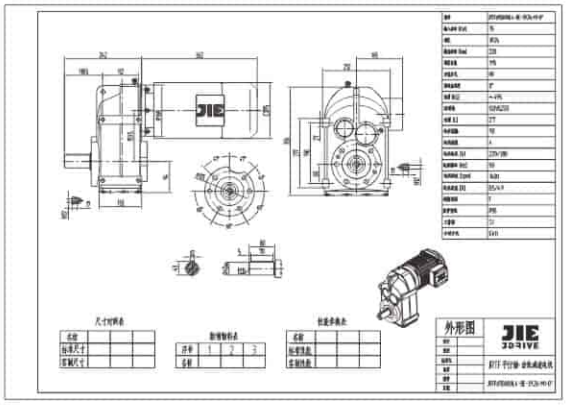

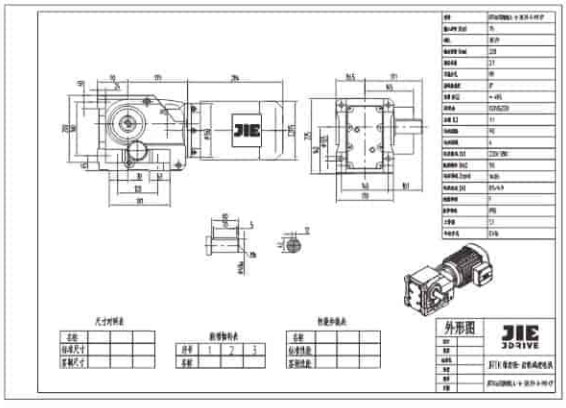

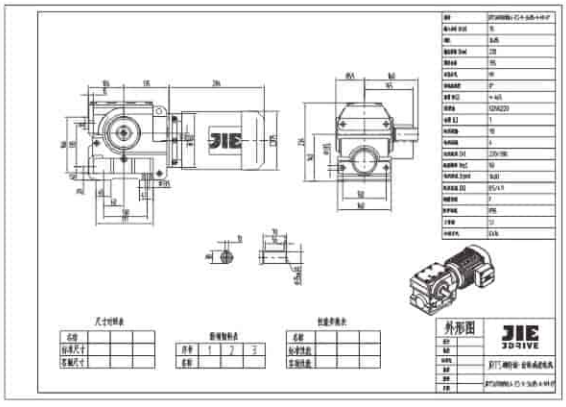

二. 产品图片
Product Pictures

JRTR



JRTRF



JRTRX



JRTRXF



JRTF



JRTFA



JRTFF



JRTFAF



JRTK



JRTKA



JRTKF



JRTKAF



JRTS



JRTSA



JRTSF



JRTSAF



JRTR..DC



JRTR..R



JRTR..AD



JRTR..AM



JRTR..AQS



JRTR..AN



JRTR..JCM



JRTF..JCM



三. 产品说明
Product Description







杰牌JRT智能齿轮减速电机，拥有自主知识产权，产品具有外观美、低噪音、不漏油、快交付、智能化和无故障等亮点，包括JRTR齿轮减速电机、JRTF平行轴—齿轮减速电机、JRTK锥齿轮—齿轮减速电机、JRTS蜗杆副—齿轮减速电机、JRTW蜗杆-面齿轮减速电机等全系列产品。

杰牌JRT智能齿轮减速电机，通过完整产品策划与设计和全价值链精益生产最优方案实施，推进精益生产、建设智能工厂，实现研产供销服一体化，以满足客户对快速响应的需求。

杰牌JRT智能齿轮减速电机，遵循模块化和最优化设计理念，全系列产品包括减速电机、变频一体减速电机、AD型实心轴输入接口、AM型IEC电机输入接口、AQS型伺服电机输入接口、AN型NEMA电机输入接口，实心轴输出模块、花键空心轴输出模块、锁紧盘输出模块、法兰输出模块，底脚安装、法兰安装、扭矩臂安装等多种输入接口、输出模块和安装型式，同时支持多级减速机和不同型号规格减速机的模块化组合与集成，产品颜色为RAL7031，产品按单包装，包括可循环包装和绿色包装，可根据客户需要进行个性化的设计与制造。

杰牌为全球好客户做好产品，杰牌智能传动方案提供商！

JRT intelligent gearmotors, with independent intellectual property rights, is featured with beautiful appearance, low noise, no oil leakage, fast delivery, which is intelligent and trouble-free. It includes JRTR helical inline gearmotor, JRTF parallel shaft helical gearmotor, JRTK helical bevel gearmotor JRTS helical worm gearmotor and JRTW worm face gearmotor.

JRT intelligent gearmotors promotes lean production, builds intelligent factories, and realizes the integration of research, production, supply, marketing and service, so as to meet customers' demand for rapid response through complete product planning and design such as “core product-extreme technology, peripheral product-extreme service, external product-extreme experience” and the implementation of the optimal plan of lean production in the whole value chain such as “product planning, design validation, processing test, assembly test, warehouse logistics, sales service, information system, HR, operation plan, strategy planning”.

JRT intelligent gearmotors follows the concept of modular and optimized design. The whole-series product comprises gearmotor, variable-frequency integral gearmotor, AD-type solid shaft input interface, AM-type IEC motor input interface, AQS-type servo motor input interface, AN-type NEMA motor input interface, solid shaft output module, spline hollow shaft output module and locking disc output module, flange output module, foot installation, flange installation, torque arm installation and other input interfaces, output modules and installation types. This product supports the modular combination and integration of multi-stage gearbox with different types adapters, with standard painting color RAL7031 & packed based on order by recyclable materials. And available for customized base on customer requirement.

JIE is committed to providing great products for great partners across the world, JIE Intelligent Drive Solutions Provider.

四. 型号说明
Model Description

1. JRTR 齿轮减速电机型号说明
JRTR Helical Inline Gearmotor Model Description

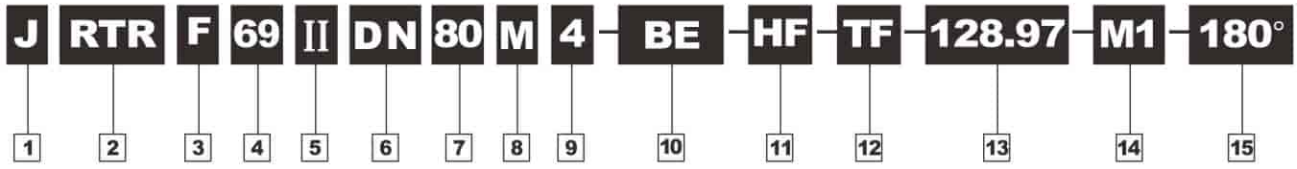

1 企业代码

J- 杰牌传动

2 产品代码

RTR- 齿轮减速电机

3 装配型式

无代码 - 底脚安装
F - 法兰安装
..F - 底脚法兰安装
X - 底脚安装单级传动
XF - 法兰安装单级传动

4 减速机规格

69 - 减速机
规格 69

5 法兰盘大小

无代码 - 无法兰，
或只有一种法兰，
或一种以上法兰中的最小法兰
II - 两种法兰中的大法兰，
三种法兰中的中法兰
III - 三种法兰中的最大法兰

6 电动机或输入接口

D – 三相异步电动机(IP54)
DU/DN 能效电机2级/3级
YB – 隔爆型三相异步电动机
AD–实心轴输入接口
AM–IEC电机输入接口
AQS–伺服电机输入接口
AN–NEMA电机输入接口

7 电动机规格

80- 电机中心
高 80mm

8 电动机定子铁心长度

S、M、L

9 电动机极数

4 - 电动机极数 4

10 制动器

无代码 – 无制动器
BE – 盘式制动器

11 手动释放装置

无代码 - 无手动释放装置
HF - 释放镙钉
锁在制动释放位置
HR - 释放手柄
自动返回制动位置

12 电机热保护

无代码 - 无电机热保护
TF – 热敏电阻保护装置
PTC – 热敏电阻
TH – 恒温器保护装置
双金属片开关

13 减速机传动比

128.97
传动比128.97

14 安装位置

M1 - 安装型式图中
M1 位置

15 接线盒位置

无代码 - 安装型式
图中 0° 位置
180° - 安装型式
图中 180° 位置

1 Enterprise Code

J- JIE Drive

2 Product Code

RTR- Helical Geared Motor

3 Installation type

No Code- Foot-mounted
F- Flange-mounted
F- Foot and Flange-mounted
X- Single-stage Feet-mounted
XF- Single-stage Flange-mou
-nted

4 Gear Unit Size

69- Gearmotor Size 69

5 Flange Size

I – No Code–No Flange or
Only One Flange or The Sm
–allest Flange
II – Second Bigger Flange
III – Biggest Flange

6 Electric Motor or Adaptor Input

D– Three Phase Asychronous
Motor(IP 54)
DU/DN– Energy efficiency rating
class 2/class 3
YB–Flame–proof Three Phase
Asychronous Motor
AD-shaft input
AM-IEC motor input
AQS-servo moter input
AN-NEMA moter input

7 Frame Size

80– Motor Center Height
80mm

8 Stator Length

S、M、L

9 Number of Poles

4- 4 Poles

10 Brake

No Code-No Brakes
BE- Brakes

11 Brake Release

No Code- No brake release
HF- Screw release(lock in
the brake release position)
Brake release
HR-Handle release(automatic
braking position)

12 Thermal Protection

No Code-No Thermistor
TF- Thermistor Sensor
TF- Thermistor protection
(PTC thermistor)
TH- Thermostat protection
(Bimetal switch)

13 Ratio

128.97-Ratio 128.97

14 Mounting Position

M1- Mounting Position M1

15 Terminal Box Position

No Code- Terminal Box
Position is 0°
180° -Terminal Box
Position is 180°

2. JRTF 平行轴-齿轮减速电机型号说明
JRTF Parallel Shaft Helical Gearmotor Model Description


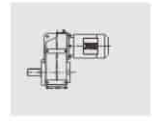
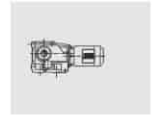



J	RTF	A	69	-	G	DN	80	M	4	-	BE	-	HF	-	TF	-	109.04	-	M1	-	180°
1	2	3	4		5	6	7	8	9		10		11		12		13		14		15

1 企业代码

J- 杰牌传动

2 产品代码

RTF- 平行轴 齿轮减速电机

3 装配型式

无代码 - 底脚安装
F- 法兰安装
A- 空心轴安装
AF- 法兰空心轴安装

4 减速机规格

69 - 减速机
规格 69

5 扭矩臂

无代码 – 无扭矩臂
G- 扭矩臂

6 电动机或输入接口

D – 三相异步电动机(IP54)
DU/DN 能效电机2级/3级
YB – 隔爆型三相异步电动机
AD–实心轴输入接口
AM–IEC电机输入接口
AQS–伺服电机输入接口
AN–NEMA电机输入接口

7 电动机规格

80- 电机中心
高 80mm

8 电动机定子铁心长度

S、M、L

9 电动机极数

4 - 电动机极数 4

10 制动器

无代码 – 无制动器
BE– 盘式制动器

11 手动释放装置

无代码 - 无手动释放装置
HF - 释放螺钉
锁在制动释放位置
HR - 释放手柄
自动返回制动位置

12 电机热保护

无代码 - 无电机热保护
TF– 热敏电阻保护装置
PTC – 热敏电阻
TH– 恒温器保护装置
双金属片开关

13 减速机传动比

109.04
传动比 109.04

14 安装位置

M1 - 安装型式图中
M1 位置

15 接线盒位置

无代码 - 安装型式
图中 0° 位置
180° - 安装型式
图中 180° 位置

1 Enterprise Code

J- JIE Drive

2 Product Code

RTF- Parallel Shaft Helical Geared Motor

3 Unit Model

No Code- Foot-mounted
F- Flange-mounted
A- Hollow Shaft-mounted
AF- Flange-mounted with Hollow Shaft

4 Gear Unit Size

69- Gearmotor Size 69

5 Torque Arm

No Code- No Torque Arm
G- Torque Arm

6 Electric Motor or Adaptor Input

D– Three Phase Asychronous Motor(IP 54)
DU/DN – Energy efficiency rating class 2/class 3
YB– Flame–proof Three Phase Asychronous Motor
AD-shaft input
AM-IEC motor input
AQS-servo moter input
AN-NEMA moter input

7 Frame Size

80– Motor Center Height 80mm

8 Stator Length

S、M、L

9 Number of Poles

4- 4Poles

10 Brake

No Code-No Brakes
BE-Brakes

11 Brake Release

No Code-No brake release
HF- Screw release(lock in the brake release position)
Brake release
HR-Handle release(automatic braking position)

12 Thermal Protection

No Code- No Thermistor
TF- Thermistor Sensor
TF- Thermistor protection (PTC thermistor)
TH- Thermostat protection (Bimetal switch)

13 Ratio

109.04- Ratio 109.04

14 Mounting Position

M1-Mounting Position M1

15 Terminal Box Position

No Code-Terminal Box Position is 0°
180° - Terminal Box Position is 180°

3. JRTK 锥齿轮-齿轮减速电机型号说明
JRTK Helical Bevel Gearmotor Model Description



J	RTK	A	69	– T	DN	80	M	4	– BE	– HF	– TF	– 108.03	– B	– M1	– 180°
1	2	3	4	5	6	7	8	9	10	11	12	13	14	15	16

1 企业代码

J- 杰牌传动

2 产品代码

RTK–锥齿轮 - 齿轮减速电机

3 装配型式

无代码 - 底脚安装
F- 法兰安装
A- 空心轴安装
AF- 法兰空心轴安装

4 减速机规格

69 - 减速机
规格 69

5 扭矩臂

无代码 – 无扭矩臂
T- 扭矩臂

6 电动机或输入接口

D – 三相异步电动机(IP54)
DU/DN 能效电机2级/3级
YB – 隔爆型三相异步电动机
AD–实心轴输入接口
AM–IEC电机输入接口
AQS–伺服电机输入接口
AN–NEMA电机输入接口

7 电动机规格

80- 电机中心
高 80mm

8 电动机定子铁心长度

S、M、L

9 电动机极数

4 - 电动机极数 4

10 制动器

无代码 – 无制动器
BE– 盘式制动器

11 手动释放装置

无代码 - 无手动释放装置
HF - 释放螺钉
锁在制动释放位置
HR - 释放手柄
自动返回制动位置

12 电机热保护

无代码 - 无电机热保护
TF– 热敏电阻保护装置
PTC– 热敏电阻
TH– 恒温器保护装置
双金属片开关

13 减速机传动比

108.03
传动比 108.03

14 轴指向

A - 轴指向 A
B - 轴指向 B
AB - 双输出轴

15 安装位置

M1- 安装型式图中
M1 位置

16 接线盒位置

无代码 - 安装型式
图中 0° 位置
180°- 安装型式
图中 180° 位置

1 Enterprise Code

J-JIE Drive

2 Product Code

RTK- Helical-Bevel Geared Motor

能效电机 2级/3级

3 Unit Model

No Code- Foot-mounted
F- Flange-mounted
A- Hollow Shaft-mounted
AF- Flange-mounted with Hollow Shaft

4 Gear Unit Size

69- Gearmotor Size 69

5 Torque Arm

No Code- No Torque Arm
T- Torque Arm

6 Electric Motor or Adaptor Input

D– Three Phase Asychronous Motor(IP 54)
DU/DN– Energy efficiency rating class 2/class 3
YB– Flame–proof Three Phase Asychronous Motor
AD-shaft input
AM-IEC motor input
AQS-servo moter input
AN-NEMA moter input

7 Frame Size

80– Motor Center Height 80mm

8 Stator Length

S、M、L

9 Number of Poles

4-4P

10 Brake

No Code- No Brakes
BE- Brakes

11 Brake Release

No Code- No brake release
HF- Screw release(lock in the brake release position)
Brake release
HR- Handle release(automatic braking position)

12 Thermal Protection

No Code- No Thermistor
TF- Thermistor Sensor
TF- Thermistor protection (PTC thermistor)
TH- Thermostat protection (Bimetal switch)

13 Ratio

108.03- Ratio 108.03

14 Position of the Output Shaft

A- Shaft with A
B- Shaft with B
AB- Shaft with A+B

15 Mounting Position

M1- Mounting Position M1

16 Terminal Box Position

No Code- Terminal Box Position is 0°
180° - Terminal Box Position is 180°

4. JRTS 蜗杆副-齿轮减速电机型号说明
JRTS Helical Worm Gearmotor Model Description

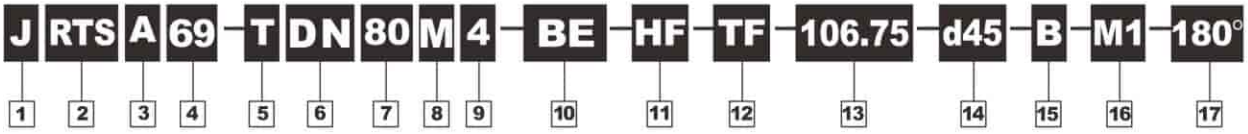

1 企业代码
J- 杰牌传动

2 产品代码
RTS-蜗杆副- 齿轮减速电机

3 装配型式
无代码 - 底脚安装
F- 法兰安装
A- 空心轴安装
AF- 法兰空心轴安装

4 减速机规格
69 - 减速机
规格 69

5 扭矩臂
无代码 - 无扭矩臂
T- 扭矩臂

6 电动机或输入接口
D – 三相异步电动机(IP54)
DU/DN 能效电机2级/3级
YB – 隔爆型三相异步电动机
AD– 实心轴输入接口
AM– IEC电机输入接口
AQS– 伺服电机输入接口
AN– NEMA电机输入接口

7 电动机规格
80- 电机中心
高 80mm

8 电动机定子铁心长度
S、M、L

9 电动机极数
4 - 电动机极数 4

10 制动器
无代号 - 无制动器
BE– 盘式制动器

11 手动释放装置
无代码 - 无手动释放装置
HF - 释放螺钉
锁在制动释放位置
HR - 释放手柄
自动返回制动位置

12 电机热保护
无代码 - 无电机热保护
TF– 热敏电阻保护装置
PTC– 热敏电阻
TH– 恒温器保护装置
双金属片开关

13 减速机传动比
106.75
传动比106.75

14 空心轴孔径
d45- 空心轴
孔径 45H7
(尺寸表中两种
孔径选择一种)

15 轴指向
A - 轴指向 A
B - 轴指向 B
AB - 双输出轴

16 安装位置
M1- 安装型式图中
M1 位置

17 接线盒位置
无代码 - 安装型式
图中 0° 位置
180°- 安装型式
图中 180° 位置

1 Enterprise Code
J- JIE Drive

2 Product Code
RTS-Helical-Worm Geared Motor

3 Unit Model
No Code- Foot-mounted
F- Flange-mounted
A- Hollow Shaft-mounted
AF- Flange-mounted with Hollow Shaft

4 Gear Unit Size
69- Gearmotor Size 69

5 Torque Arm
No Code- No Torque Arm
T- Torque Arm

6 Electric Motor or Adaptor Input
D– Three Phase Asychronous Motor(IP 54)
DU/DN– Energy efficiency rating class 2/class 3
YB– Flame–proof Three Phase Asychronous Motor
AD-shaft input
AM-IEC motor input
AQS-servo moter input
AN-NEMA moter input

7 Frame Size
80– Motor Center Height 80mm

8 Stator Length
S、M、L

9 Number of Poles
4-4P

10 Brake
No Code-No Brakes
BE- Brakes

11 Brake Release
No Code- No brake release
HF- Screw release(lock in the brake release position)
Brake release
HR-Handle release(automatic braking position)

12 Thermal Protection
No Code- No Thermistor
TF- Thermistor Sensor
TF- Thermistor protection (PTC thermistor)
TH- Thermostat protection (Bimetal switch)

13 Ratio
108.03-Ratio 108.03

14 Hollow shaft diameter
d45- Hollow shaft diamerter is 45

15 Position of the OutputShaft
A- Shaft with A
B- Shaft with B
AB- Shaft with A+B

16 Mounting Position
M1- Mounting Position M1

17 Terminal Box Position
No Code- Terminal Box Position is 0°
180° -Terminal Box Position is 180°







5. JRTW蜗杆-面齿轮减速电机型号说明
JRTW Worm Face Gearmotor Model Description

J	RTW	A	10	–	T	DN	63	M	4	–	BE	–	HF	–	TF	–	14.33	–	d16	–	B	–	M1	–	180°
1	2	3	4		5	6	7	8	9		10		11		12		13		14		15		16		17

1 企业代码

J- 杰牌传动

2 产品代码

RTW-蜗杆-面齿轮减速电机

3 装配型式

无代码 - 底脚安装
F- 法兰安装
A- 空心轴安装
AF- 法兰空心轴安装

4 减速机规格

10 - 减速机
规格 10

5 扭矩臂

无代码 - 无扭矩臂
T- 扭矩臂

6 电动机或输入接口

DN–三相异步电动机(IP54)
DU/DN 能效电机2级/3级

7 电动机规格

63–电机中心
高63mm

8 电动机定子铁心长度

S、M、L

9 电动机极数

4 - 电动机极数 4

10 制动器

无代号 - 无制动器
BE–盘式制动器

11 手动释放装置

无代码 - 无手动释放装置
HF - 释放镙钉
锁在制动释放位置
HR - 释放手柄
自动返回制动位置

12 电机热保护

无代码 - 无电机热保护
TF–热敏电阻保护装置
PTC– 热敏电阻
TH–恒温器保护装置
双金属片开关

13 减速机传动比

14.33
传动比14.33

14 空心轴孔径

d16- 空心轴
孔径16H7
(尺寸表中两种
孔径选择一种)

15 轴指向

A - 轴指向 A
B - 轴指向 B
AB - 双输出轴

16 安装位置

M1- 安装型式图中
M1 位置

17 接线盒位置

无代码 - 安装型式
图中 0° 位置
180°- 安装型式
图中 180° 位置

1 Enterprise Code

J- JIE Drive

2 Product Code

RTW worm face gearmotor

3 Unit Model

No Code- Foot-mounted
F- Flange-mounted
A- Hollow Shaft-mounted
AF- Flange-mounted with Hollow Shaft

4 Gear Unit Size

10- Gearmotor Size 10

5 Torque Arm

No Code- No Torque Arm
T- Torque Arm

6 Electric Motor or Adaptor Input

D– Three Phase Asychronous Motor(IP 54)
DU/DN– Energy efficiency rating class 2/class 3
YB– Flame–proof Three Phase Asychronous Motor
AD-shaft input
AM-IEC motor input
AQS-servo moter input
AN-NEMA moter input

7 Frame Size

63– Motor Center Height 63mm

8 Stator Length

S、M、L

9 Number of Poles

4-4P

10 Brake

No Code-No Brakes
BE- Brakes

11 Brake Release

No Code- No brake release
HF- Screw release(lock in the brake release position)
Brake release
HR-Handle release(automatic braking position)

12 Thermal Protection

No Code- No Thermistor
TF- Thermistor Sensor
TF- Thermistor protection (PTC thermistor)
TH- Thermostat protection (Bimetal switch)

13 Ratio

14.33 -Ratio 14.33

14 Hollow shaft diameter

d16- Hollow shaft diamerter is 16H7

15 Position of the OutputShaft

A- Shaft with A
B- Shaft with B
AB-Shaft with A+B

16 Mounting Position

M1- Mounting Position M1

17 Terminal Box Position

No Code-Terminal Box Position is 0°
180° -Terminal Box Position is 180°

5. 三相异步电动机与能效电动机型号对照表
Three-phase Asynchronous Motors & Energy Efficiency Motor Type Control Table

功率power（kW）	电机能效 Energy Efficiency Motor		功率power（kW）	电机能效 Energy Efficiency Motor		功率power（kW）	电机能效 Energy Efficiency Motor	
	IE4	IE3		IE4	IE3		IE4	IE3
0.12	——	——	1.5	JDU90S2	JDN90S2	30	JDU200L4	JDN200L4
	JDU63S4	JDN63S4		JDU90L4	JDN90L4	37	JDU225S4	JDN225S4
	——	——		JDU100L6	JDN100L6	45	JDU225M4	JDN225M4
0.18	JDU63S2	JDN63S2	2.2	JDU90L2	JDN90L2			
	JDU63M4	JDN63M4		JDU100S4	JDN100S4			
	JDU71S6	JDN71S6		JDU112M6	JDN112M6			
0.25	JDU63M2	JDN63M2	3	JDU100L2	JDN100L2			
	JDU71S4	JDN71S4		JDU100L4	JDN100L4			
	JDU71M6	JDN71M6		JDU132S6	JDN132S6			
0.37	JDU71S2	JDN71S2	4	JDU112M2	JDN112M2			
	JDU71M4	JDN71M4		JDU112M4	JDN112M4			
	JDU80M6	JDN80M6		JDU132M6	JDN132M6			
0.55	JDU71M2	JDN71M2	5.5	JDU132S2	JDN132S2			
	JDU80S4	JDN80S4		JDU132S4	JDN132S4			
	JDU90S6	JDN90S6		JDU132M6	JDN132M6			
0.75	JDU80S2	JDN80S2	7.5	JDU132M2	JDN132M2			
	JDU80M4	JDN80M4		JDU132M4	JDN132M4			
	JDU90M6	JDN90M6		JDU160M6	JDN160M6			
1.1	JDU80M2	JDN80M2	9.2	JDU132L4	JDN132L4			
	JDU90S4	JDN90S4	11	JDU160M4	JDN160M4			
	JDU90L6	JDN90L6	15	JDU160L4	JDN160L4			
			18.5	JDU180M4	JDN180M4			
			22	JDU180L4	JDN180L4			









6. 齿轮减速机和制动电机供货型号
Type of gear motor and gear motor with brake

JRTR/F/K/S/W 齿轮减速电机 gear motor

下表列出了可提供的齿轮减速电机（JRTR）、平行轴–齿轮减速电机(JRTF)、锥齿轮–齿轮减速电机（JRTK）、蜗杆副–齿轮减速电机（JRTS）减速电机和蜗杆–面齿轮减速电机(JRTW)型号。

There are the types of helical(R),parallel shaft helical(F),helical-bevel(K), helical-worm(S)geared motors and worm face gearmotor(W) . We supplied in the table.

型号 Model		齿轮减速电机				
		齿轮减速电机 (JRTR) Helical	平行轴-齿轮减速电机 (JRTF) Parallel shaft	锥齿轮–齿轮减速电机 (JRTK) helical bevel	蜗杆副–齿轮减速电机 (JRTS) helical worm	蜗杆–面齿轮减速电机 (JRTW) worm face
底脚安装	Foot mounted	•	•	•	•	•
B5法兰安装	B5 flange mounted	•	•	•	•	•
底脚/B5法兰安装	Foot/B5 flange mounted	• 2)	•	• 3)	—	—
带键空心轴安装	Hollow shaft mounted	—	•	• 1)	• 1)	•
带锁紧盘空心轴安装	Hollow shaft with shrink disk	—	•	• 1)	• 1)	—
带花键空心轴安装	Splined hollow shaft mounted	—	•	• 1)	—	—
带锁紧盘空心轴安装+底脚安装	Hollow shaft with shrink disk+foot mounted	—	•	•	—	—
带键空心轴安装+底脚安装	Hollow shaft with key+foot mounted	—	•	•	—	—
带花键空心轴安装+底脚安装	Splined hollow shaft mounted+foot mounted	—	•	•	—	—
带键空心轴安装+B5法兰安装 (AF)	Hollow shaft with key+B5 flange mounted (AF)	—	•	•	•	•
带锁紧盘空心轴安装+B5法兰安装(HF)	Hollow shaft with shrink disk+B5 flange mounted (HF)	—	•	•	•	—
带花键空心轴安装+B5法兰安装 (VF)	Splined hollow shaft mounted+B5 flange mounted (VF)	—	•	•	—	—
带键空心轴安装+B14法兰安装(AZ)	Hollow shaft with key+B14 flange mounted (AZ)	—	•	•	•	—
带锁紧盘空心轴安装+B14法兰安装(HZ)	Hollow shaft with shrink disk+B14 flange mounted (HZ)	—	•	•	•	—
带花键空心轴安装+B14法兰安装(VZ)	Splined hollow shaft mounted+B14 flange mounted (VZ)	—	•	•	—	—

• 适用于标准型号 Standard

— 不可用 Not applicable

1）也可带扭矩臂 The torque arm can be used

2）仅用于JRTR19-JRTR89 Only available for JRTR19-R89

3）仅用于JRTK129-JRTK159 Only available for JRTK129-K159

多级齿轮减速电机
Multi-stage gear motor

通过多级齿轮减速电机，可获得更低的输出转速。就是在输入端安装一个齿轮减速机或齿轮减速电机作为第二级减速机。此时，要注意根据减速机最大许用的输出扭矩，限制电机功率。

You can achieve the particularly low output speed by using multi-stage gear motor. The method is mounting a helical gear motor as a second gear motor on the input end .Notice that restrict the motor power according the maximum permitted output torque.

制动电机
Brake motors

根据需要可把机械制动与杰牌电机及减速电机合成一体提供。杰牌制动器是由带直流线圈的电磁盘式制动器，通过电磁力打开，弹簧力制动。它的制动原理意味着失电制动、满足了基本安全需要，杰牌制动器如果安装手动释放，可实现机械式释放。手动释放有手柄或平头螺丝两种形式，手柄可自动弹回，平头螺丝可锁在释放位置。制动器通过装在电机接线盒或电气柜的制动控制系统来驱动。

On request, the motor can be supplied with an integrated mechanical brake.
The JIE brake is an electromagnetic disk brake with a DC coil which is released electrically and braked using spring force. The design principle means the brake is applied if the power fails. This means it complies with fundamental safety requirements. The JIE brake can also be released mechanically if fitted with manual brake release. For this purpose, either a hand lever or a setscrew is supplied with the brake. The hand lever springs back automaticlally and the setscrew can be locked. The brake is activated by a brake control system which is in the wiring switch cabinet.

7. JRT 齿轮减速电机附件名称
Unit designations for gear motor and options

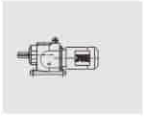
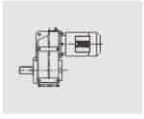

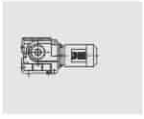


JRTR齿轮减速电机
Helical gear motor

JRTR..	底脚安装 Foot-mounted
JRTRF..	法兰安装 Flange-mounted
JRTR..F	底脚-法兰安装 Foot and flange-mounted
JRTRX..	单级底脚安装 Single-stage foot-mounted
JRTRXF..	单级法兰安装 Single-stage flange-mounted

JRTF平行轴-齿轮减速电机
Parallel shaft helical gear motor

JRTF..	底脚安装 Foot mounted
JRTFA..B	底脚安装，空心轴 Foot mounted with hollow shaft
JRTFH..B	底脚安装，带锁紧盘空心轴 Foot mounted with hollow shaft and shrink disc
JRTFV..B	底脚安装，带花键空心轴 Foot mounted with hollow shaft and splined hollow shaft
JRTFF..	B5法兰安装 B5 flange mounted
JRTFAF..	B5法兰安装，空心轴 B5 flange mounted with hollow shaft
JRTFHF..	B5法兰安装，带锁紧盘空心轴 B5 flange mounted with hollow shaft and shrink disc
JRTFVF..	B5法兰安装，带花键空心轴 B5 flange mounted with spined hollow shaft disc
JRTFAZ..	B14法兰安装，空心轴 B14 flange mounted with hollow shaft
JRTFHZ..	B14法兰安装，带锁紧盘空心轴 B14 flange mounted with hollow shrink disc
JRTFVZ..	B14法兰安装，带花键空心轴 B14 flange mounted with Splined hollow shaft
JRTFA..G	扭矩臂安装，空心轴 Torque mounted with hollow shaft
JRTFH..G	扭矩臂安装，带锁紧盘空心轴 Torque mounted with hollow shrink disc





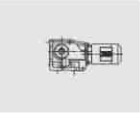





JRTK锥齿轮–齿轮减速电机
Helical-bevel gear motor

JRTK..	底脚安装 Foot mounted
JRTKA..B	底脚安装，空心轴 Foot mounted with hollow shaft
JRTKH..B	底脚安装，带锁紧盘空心轴 Foot mounted with hollow shaft and shrink disc
JRTKV..B	底脚安装，带花键空心轴 Foot mounted with hollow shaft and splined hollow shaft
JRTKF..	B5法兰安装 B5 flange mounted
JRTKAF..	B5法兰安装，空心轴 B5 flange mounted with hollow shaft
JRTKHF..	B5法兰安装，带锁紧盘空心轴 B5 flange mounted with hollow shaft and shrink disc
JRTKVF..	B5法兰安装，带花键空心轴 B5 flange mounted with spined hollow shaft disc
JRTKA..	空心轴安装 Hollow shaft mounted
JRTKH..	带锁紧盘空心轴安装 Hollow shaft with shrink disc
JRTKV..	带花键空心轴安装 Splined hollow shaft mounted
JRTKAZ..	B14法兰安装，空心轴 B14 flange mounted with hollow shaft
JRTKHZ.	B14法兰安装，带锁紧盘空心轴 B14 flange mounted with hollow shrink disc
JRTKVZ..	B14法兰安装，带花键空心轴 B14 flange mounted with Splined hollow shaft disc
JRTKA..T	扭矩臂安装，空心轴 Torque mounted with hollow shaft
JRTKH..T	扭矩臂安装，带锁紧盘空心轴 Torque mounted with hollow shrink disc

JRTS蜗杆副–齿轮减速电机
Helical-worm gear motor

JRTS..	底脚安装 Foot-mouted
JRTSF..	B5法兰安装 B5 flange-mounted
JRTSAF..	B5法兰安装，空心轴 B5 flange-mounted and hollow shaft
JRTSHF..	B5法兰安装，带锁紧盘空心轴 B5 flange-mounted and hollow shaft with shrink disc
JRTSA..	空心轴安装 Hollow shaft
JRTSH..	带锁紧盘空心轴安装 Hollow shaft with shrink disk
JRTSAZ..	B14法兰安装，空心轴 B14 flange-mounted and hollow shaft
JRTSHZ..	B14法兰安装，带锁紧盘空心轴 B14 flange-mounted and hollow shaft with shrink disc
JRTSA..T	扭矩臂安装，空心轴 Torque mounted with hollow shaft
JRTSH..T	扭矩臂安装，带锁紧盘空心轴 Torque mounted with hollow shrink disc

JRTW蜗杆–面齿轮减速电机
worm face gearmotor

JRTW..	底脚安装 Foot-mounted
JRTWF..	法兰盘安装 flange-mounted version.
JRTWA..	空心轴安装 hollow shaft.
JRTWAF..	法兰空心轴安装 flange-mounted version with hollow shaft.

8. 三相异步电动机及附件名称
The name of AC motors and its accessory

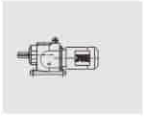
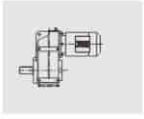




电机选项
Motor options

BE	盘式制动器 Brake
HF	释放螺钉(锁在制动释放位置) with lockable manual brake release
HR	释放手柄(自动返回制动位置) with automatic manual brake disengaging
RS	逆止器 Backstop
TF	热敏电阻保护装置(PTC热敏电阻) Thermistor sensor (PTC resistance)
TH	恒温器保护装置(双金属片开关) Thermostat (bimetallic switch)
U	无通风设计 Non-ventilated
V	强冷风机 Forced cooling fan
Z	高惯量飞轮风扇 Additional flywheel mass
C	防雨罩 Rain cover
STH	电加热带 Electric Heating
2WE	电机（制动电机）后出轴 Rear shaft of the motor
RI	加强绝缘 Reinforced insulation
DH	冷凝排水孔 Condensation drain holes
YB	隔爆型三相异步电动机 Flame–Proof with three–phese asychronous motor
YGP	辊道用变频调速三相异步电动机 Roller with three–phese asychronous motor
YZP	冶金、起重用变频调速三相异步电动机 Metallvrgy overweight with three–phese asychronous motor
JD...V	变频调速三相异步电动机 three phese asychronous motor asynchronous motor with frequency.
YD	变极多速三相异步电动机 Pole–Changing three–phese asychronous motor

编码器附件
Encoder on AC motor options

AV1Y	绝对值编码器，SSI和sin/cos信号，$24V_{DC}$电源 Absolute encoder with solid shaft .MSI and Sin/cos signals and $24V_{DC}$ supply
E	编码器，TTL(RS–422)信号，$5V_{DC}$电源 Encoder. TTL(RS-422) signals and $5V_{DC}$ supply
	编码器，sin/cos信号，$24V_{DC}$电源 Encoder. signals and $24V_{DC}$ supply
	编码器，TTL(RS–422)信号，$24V_{DC}$电源 Encoder. TTL(RS-422) signals and $24V_{DC}$ supply
	编码器，HTL Encoder . HTL







五. 选型说明
Selection Description

1. JRT 智能齿轮减速电机选型数据
JRT Intelligent Gearmotors data

准确地确定所需JRT智能齿轮减速电机，下表所列的数据是必需的：
Underneath data is essential to specify the right gearmotors

JRT齿轮减速电机选型数据 Drive selection data			
n_{amin}	最小输出转速 Minimum output speed	[r/min]	
n_{amax}	最大输出转速 Maximum output speed	[r/min]	
P_a at n_{amin}	最低输出转速下的输出功率 Output power at minimum output speed	[kW]	
P_a at n_{amax}	最高输出转速下的输出功率 Output power at maximum output speed	[kW]	
M_a at n_{amin}	最低输出转速下的输出扭矩 Output torque at minimum output speed	[Nm]	
M_a at n_{amax}	最高输出转速下的输出扭矩 Output torque at maximum output speed	[Nm]	
F_R	输出轴径向力。假设载荷作用在轴伸的中点， 如果不一致，请确定径向力准确的作用点、作用 角度和轴的旋转方向以便进行校核计算。 Overhung load on output shaft. Assumed force application i-s in the center of shaft end. If not, please specify the exact application point indicating the application angle and directi-on of rotation of the shaft for a check calculation.	[N]	
F_A	输出轴轴向负载（拉力和压力） Axial load (tension and compression) on output shaft	[N]	
J_{load}	被驱动件的转动惯量 Mass moment of inertia to be driven	[10^{-4}kg•m^2]	
JRTR/F/K/S M1-M6	所需减速机类型和安装位置 Required gear motor type and mounting position	–	
IP..	外壳防护等级 Required protection against dust and water	–	
ϑ_{env}	环境温度 Ambient temperature	[C]	
H	海拔高度 Altitude	[m above sea level]	
S.., ..%Cdf	工作制和负载持续率cdf; 也可给出精确的负载周期图 Operating mode and intermittency factor cdf; alternatively,exact load cycle can be specified	–	
Z	启停频率；也可给出精确的负载周期图 Starting frequency;alternatively,exact load cycle can be specified	[per h]	
f_{mains}	电源频率 Supply frequency	[Hz]	
V_{mot} V_{brake}	电机工作电压和制动器电压 Operating voltage of motor and brake	[V]	
M_B	所需制动力矩 Required braking torque	[Nm]	

2. 选型流程图
Project planning sequence

带有位置要求整体传动方案的流程示意图，所涉及的齿轮减速电机由变频器控制
The following flowchart diaplays a schematic view of the procedure for planning a project incor-porating a positioning drive.The drive comprises a geared motor which is powered by an inverter.

例 Example

被驱动机的参数 –技术参数和环境条件 –位置精度要求 –速度范围(旋转精度) –循环时间的确定	**Necessary information about the machine to be driven** –Technical data and ambient conditions –Positioning accuracy –Speed setting range(true-running accuracy) –Calculation of the travel cycle
计算相关的应用参数 –所需的静态，动态功率及能耗制动的计算 –速度 –扭矩 –运行图	**Calculation of the relevant application data** –Static,dynamic and regenerative power –Speeds –Touque –Travel cycle
减速机选择 –确定减速机的型号、规格和速比 –位置精度 –验算减速机负载能力(Mamax⩾Ma(t))	**Gear unit selection** –Definition of gear motor size, reduction ratio and type –Check for positioning accuracy –Check for gear motor load ability (Ma max⩾Ma (t))
控制系统选择的基本依据 –位置精度 –速度范围 –控制模式	**Control System selection depending on** –Positioning accuracy –Speed range –Control mode
变频器操作模式 –V/f控制方式(开环/闭环) –电压矢量模式(开环/闭环)VFC –电流矢量模式CFC	**Inverter operation mode** –Voltage-controlled inverter with and without speed control –Voltage-controlled,flux vector-controlled inverter with and without speed control –Current-controlled,flux vector-controlled inverter
电机选择 **–最大扭矩** –原动机正常转速下的扭矩 –最大速度 –对原动机的扭矩特性曲线 –热负载(设定范围、循环周期系数) –编码器选择 –电机附件(制动器、接线盒、热敏电阻传感器)	**Motor selection** –Maximum torque –In dynamic drives:effective torque at mediumspeed –Maximum speed –In dynamic drives:torque curves –Thermal loading(setting range,cyclic duration factor) –Selection of the correct encoder –Motor equipment(brake,plug connection,TF tempe-tature sensor monitoring,etc.)
变频器选择 –变频功率选择 –VFC控制模式下的连续功率和尖峰功率 –CFC+伺服控制模式下的连续功率和尖峰功率	**Inverter selection** –Motor/inverter assignment –Continuous power and peak power in voltage-contro-lled inverters –Continuous current and peak current in current-contr-olled inverters
制动电阻选择 –根据能耗功率和工作循环周期确定制动电阻	**Selecting the braking resistor** –Based on the calculated regenerative power and cdf
其它选择 –电磁干扰的计算(EMC) –控制板/通讯板 –附加功能	**Options** –EMC measures –Operation/communication board –Additional functions
检查是否所有要求已满足	**Check to see if all requirements have been met**

图:选型应用流程图　Figure:Project planning process







3. JRT 智能齿轮减速电机的效率
Efficiency of JRT Intelligent Gearmotors

JRT 智能齿轮减速电机
JRT intelligent gearmotors

齿轮减速电机的效率主要由齿轮啮合和轴承磨擦损失所决定的。
齿轮减速电机运行初期的效率总是比正常运行时要低，尤其是JRTS蜗杆副–齿轮减速电机更为明显。

The efficiency of the gear motor is mainly determined by the gearing ,mash and bearing friction.
Please note that the starting efficiency of a gear motor is always less than its efficiency at operating speed .This fact is especially obvious in helical-worm right-angle geared motors

JRTR.JRTF.JRTK齿轮减速电机
JRTR.JRTF.JRTK gear motor

JRTR.JRTF.JRTK齿轮减速电机的效率是根据减速级数确定，在94%(3级）~98%(1级)之间。

The efficiency of helical,parallel shaft andhelical-bevel gear motor varies according to the number of gear stages,betwee n 94%(3-stage)and 98%(1-stage).

JRTS蜗杆副–齿轮减速电机
JRTS gear motor

JRTS蜗杆副–齿轮减速电机由于产生高损失的滑动摩擦，所以它们比JRTR.JRTF.JRTK齿轮减速电机损失大、效率低，主要是由以下因素决定：

· JRTS蜗杆副–齿轮减速电机的传动比
· 输入转速
· 减速机温度

杰牌设计的JRTS蜗杆副–齿轮减速电机比单级的蜗杆减速机的效率有明显的提高，对于大速比的蜗杆副–齿轮减速电机才有可能其效率 $\eta<0.5$。

The gearing in helical-worm and gear motor produces a high proportion of sliding friction. As a result, these gear motor may have higher gearing losses than R, F or K gear motor, and thus be less efficient. The cause of factors are:

· Gear ratio of the helical-worm
· Input speed
· Gear motor temperature

JIE gear motor are designed as helical worm which makes them significantly more efficient than standard wrom gear motor.The efficiency may reach $\eta<0.5$ if the helical-worm stage has a very high ratio step.

运行初始阶段
Running-inphase

由于新的JRTS蜗杆副–齿轮减速电机和JRTW蜗杆–面齿轮减速电机齿面不够光滑、摩擦角较大，所以效率较正常运行时要小，这种影响在大传动比时变得更加明显。

The tooth flanks of new helical-worm and worm face gearmotor are not yet completely smooth. For the friction angle is greater, the efficiency will be less than later operation. This effect becomes more apparent in the greater ratio.

在运初始阶段，所给定的效率值应减去表中数值：
In the first beginning, the given efficiency number should minus a number as follows:

	Helical-worm	速比i的范围 i range
1start	approx.12%	approx.50-280
2start	approx.6%	approx.20-75
3start	approx.3%	approx.20-90
4start	-	-
5start	approx.3%	approx.6-25
6start	approx.2%	approx.7-25

JRTW10 -30 worm face gearmotor	
i range	η reduction
approx.35-75	approx.15%
approx.20-35	approx.10%
approx.10-20	approx.8%
approx.8	approx.5%
approx.6	approx.3%

经过连续48小时运行，JRTS蜗杆副–齿轮减速电机和JRTW蜗杆–面齿轮减速电机满足以下条件可以达到给出的额定效率：

The running-in phase normally lasts 48 hours.Helical-worm gear motor and JRTW worm face gearmotor achieve their listed rated efficiency values when:

- 经过充分的试运行
  has been run in completely
- 达到正常运行温度值
  has reached normal operation temperature
- 加入推荐的润滑剂
  the recommended lubricant has been filled in

  在额定的负载范围内工作
  working within the rated load range

搅动损失
Churning losses

在某些安装位置，第一级小齿轮完全浸在油中，对于大机座号减速机和有较高输入转速的减速机，搅动损失会急剧上升，不能忽视。因此，当遇到此类情况请向杰牌咨询。

如果可能，对于JRTR、JRTK和JRTS系列减速机尽量使用M1安装位置以确保较小的搅动损失。

In certain gear motor mounting positions the first reduction stage is completely immersed in the lubricant. For larger gear motor sizes and high circumferential velocities of the input stage, this giv-es rise to churning losses constituting a factor which cannot be ignored. Please contact JIE if yo-u wish to use gear motor of this type.

If possible, use the mounting position M1 for R, K and S gear motor in order to keep the churni-ng losses in low.

4. 使用系数(一)
Service factor(one)

决定使用系数的因素
Determining of the service factor

选用JRT齿轮减速电机要考虑一定的使用系数用f_B表示，使用系数 f_B由每天的运行时间和起停频率所决定，根据惯量加速系数确定的三种负载类型也要考虑，可以从图中读取驱动方案的使用系数，从图中确定的使用系数一定要小于或等于从选型表中所给定的杰牌使用系数。

Gear motor selection needs to consider a certain factor which is called the service factor f_B The service factor is determined by the daily operating time and the starting frequency. Three load classifications are also considered which depend on the mass acceleration factor. You can read the different service factor from the figure as follows. The service factor determined using this diagram must be smaller than or equal to the JIE service factor as given in the selection tables.

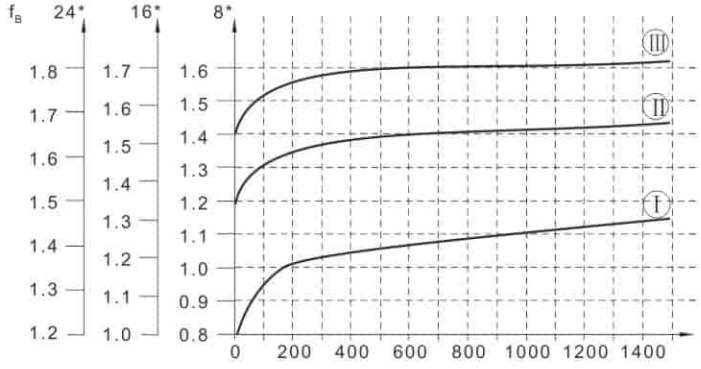

图：使用系数f_B
Fig:Service factor f_B

*运行小时/天
Daily operating time in hours/day

**起停次数，包括所在的起停和制动过程，所括从低到高，从高到低变换过程。
Starting frequency Z: The cycles include all starting and braking procedures as well as changes from low to high and high to low speed.

负载类型
Load classification

三种负载类型：
Three load classifications are differentiated:

1 均匀载荷，允用的惯性加速系数≤0.2
Uniform, with mass acceleration factor≤0.2

2 中等冲击载荷，允用的惯性加速系数≤3
Moderate shock load, with mass acceleration factor≤3

3 强冲击载荷，允用的惯性加速系数≤10
Severe shock load, with mass acceleration factor≤10

惯性加速系数
Mass acceleration factor

惯性加速系数的计算方式：
The mass acceleration factor is calculated as follows:

$$\text{惯性加速系数 Mass acceleration factor} = \frac{\text{所有的外部转动惯量 All external mass moments of inertia}}{\text{电动机的转动惯量 Inertia of the motor}}$$

所有的外部转动惯量是指被驱动装置加上减速电机相对于电机转速的转动惯量，折算公式如下：$J_X = j \cdot (\frac{n}{n_M})^2$

"All external mass moments of inertia" are the mass moments of inertia of the driven machine and the gear motor,scaled down to the motor speed. The calculation for scaling down to the motor speed performed using the following formula: $J_X = j \cdot (\frac{n}{n_M})^2$

J_x=相对于电机轴的外部转动惯量
J_x=Reduced mass moment of inertia on the motor shaft

J=相对于减速电机输出轴的外部转动惯量
J =Mass moment of inertia referenced to the output speed of the gear motor

n=减速电机的输出转速
n =Output speed of the gear motor

n_M=电机转速
n_M=Motor speed

电机的转动惯量，若配有制动器和高惯量飞轮 (Z风扇)则要相应增加所配部件的转动惯量。
"Mass moment of inertia on the motor if it equips the brake and the flywheel fan(Z fan), the components' mass moment of inertia should be increased at the same time.

惯性加速系数大于10，要求传动部件高平稳性及大的径向负载时使用系数f_B就大于1.8，此类情况请向杰牌咨询。

Service factors f_B>1.8 may occur with large mass acceleration factors(>10),high levels of play in the transmission elements or large overhung loads.Please contact JIE in this case.

杰牌使用系数:杰牌f_B
JIE service factor: JIE f_B

确定最大持续运行扭矩Mamax和由此推导出的使用系统f_B=Mamax/Ma是不标准的，并且不同的制造商之间有很大不同。杰牌使用系数f_B=1是,杰牌驱动设备在疲劳强度范围内能提供相当高的工作安全性和可靠性(除JRTS蜗杆副–齿轮减速电机的蜗轮之外)。在一定条件下,杰牌的使用系数不必和其它齿轮减速机制造商所给出的进行比较。若有疑问,请和杰牌联系索取针对特殊驱动设备详细资料。

The method for determining the maximum approved continuous torque Maxax and then derivin -g the service factor f_B=Mamax/Ma is not defined in a standard and varies greatly from manufactur- er to manufacturer.With their JIE service factor f_B=1,JIE drives afford an extremely high level of s -afety and reliability in the fatigue strength range(exception: wearing of the worm wheel in helical -worm gear units).Under a certain circumstances,the JIE service factor may not be comparable t- o the information given details for your specific drive.If thereareany questions, please contact JIE to get the special drive equipments' document in detail.

举例
Example

惯性加速系数2.5(Ⅱ类载荷)，运行时间14小时/天，(按16小时/天查图)和300次起停/小时，使用系数在图中为f_B=1.51，根据选型表所选择的减速电机f_B值要≥1.51。

Mass acceleration factor 2.5 (load classification Ⅱ),14 hours/day operating time (check the fi -gure at 16h/d) and 300 cycles/hour produce a service factor f_B=1.51 as shown in Fig.2. According to the selection table, the selected geared motor must have an JIE f_B value of 1.51 or greater.

JRTS蜗杆副–齿轮减速电机
Helical-worm gear motor

在JRTS蜗杆副–齿轮减速电机中，除了已有图中的使用系数f_B 外还有两个使用系数f_{B1}、f_{B2}要考虑。

Two further service factors have to be taken into account with helical-worm gear motors in addit -ion to the service factor f_B shown in Fig.2. These are:

f_{B1}=环境温度使用系统
Service factor for the ambient temperature

f_{B2}=负载持续系数
Service factor for the cyclic duration factor

附加的使用系数 f_{B1}、f_{B2}可通过图4确定，确定 f_{B1}时用和确定f_B 同样的方法考虑 负载 类型。

Additional service factors f_{B1} and f_{B2} can be determined by diagrams in Fig.4.
For the f_{B1} factor, we can define it just in the same way sa f_B.

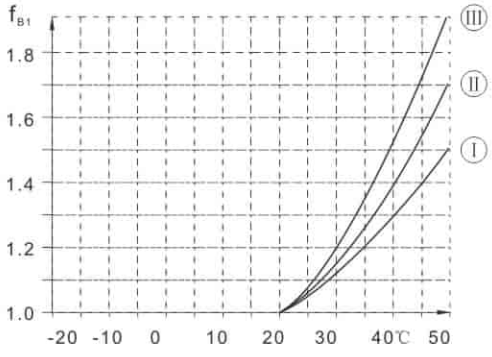

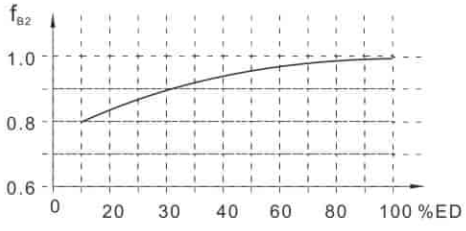

图：附加使用系数f_{B1}和f_{B2}
Additional service factors f_{B1} and f_{B2}

$$cdf(\%)=\frac{\text{负载持续时间分钟/小时}\ \text{Time under load in min/h}}{60}\ 100$$

确定f_{B1}时，环境温度低于-20℃请向杰牌咨询。
Please contact JIE in case of temperatures below -20℃ ($\rightarrow f_{B1}$).

JRTS蜗杆副-齿轮减速电机总的使用系数f_{Btot}按下式计算
The total service factor for helical-worm gear units is calculated as follows:

$$F_{Btot}=f_B \cdot f_{B1} \cdot f_{B2}$$

举例
Example

若前一个例子使用系统f_B=1.51的减速机是JRTS蜗杆副-齿轮减速电机
If the geared motor with the service factor f_B=1.51 in the prevenient example is a helical-worm gear motor.

环境温度=40℃←f_{B1}=1.38(负载类型Ⅱ)
Ambient temperature υ=40℃←f_{B1}=1.38(read off at load classification II)

负载工作时间40分钟/小时cdf=66.7% f_{B2}=0.95
Time under load =40min/h ←cdf=66.7%←f_{B2}=0.95 The total service factor is

$$F_{Btot}=1.51 \cdot 1.38 \cdot 0.95=1.98$$

根据选型表，所选的JRTS蜗杆副-齿轮减速电机的杰牌f_B则应≥1.98。
According to the selection tables,the selected helical-worm geared motor must have a JIE f_B value of 1.98 or greater.

使用系数(二)
Service factor(Two)

JRT齿轮减速电机是按载荷平稳，每天工作时间一定和少量起停次数的情况设计的，而在实际使用中往往不是处于此种理想状况，因此必须按照实际情况的载荷类型、运行时间、起动频率来确定工作机系数f_{B1}、原动机系数f_{B2}、起动系数f_{B3}。使用小于或等于选型表中的使用系数f_B，即$f_{B1}\times f_{B2}\times f_{B3}\leq f_B$。或将工作机所需的转矩乘以使用系数（$f_{B1}\times f_{B2}\times f_{B3}$）应小于或等于齿轮减速电机的许用转矩。

Gear motors are designed under the circumstances of steady load, stated operating time per day and a few sarting times. But the practical condition will be not as perfect as the designed circumstances. So we must confirm driven machine factor f_{B1}, prime mover factor f_{B2}, starting factor f_{B3} according to actual load type, operating time, starting frequency. Let it less than or equale to the service factor f_B of selection table, viz $f_{B1}\times f_{B2}\times f_{B3}\leq f_B$. The needed torque of service machine multiply the service factor（$f_{B1}\times f_{B2}\times f_{B3}$）should less than or equale to gear motor permissible torque.

即$M_a\geq M_d\times f_{B1}\times f_{B2}\times f_{B3}$

f_{B1}-工作机系数（见表1） f_{B1}-driven machine factor(see table 1)

f_{B2}-原动机系数（见表2） f_{B2}-prime mover factor (see table 2)

f_{B3}-起动系数（见表3） f_{B3}-starting factor(see table 3)

M_d-工作机所需转矩 M_d-the needed torque of driven machine

M_a-减速电机许用转矩 M_a-gear motor permissible torque

表1 Table 1　　工 作 机 系 数　Factor for driven machine　　f_{B1}

工作机 Driven machines			日工作小时数 The day work hours		
			≤0.5h	0.5-10h	>10h
污水处理 Waste water treatment	浓缩器（中心传动）	Thickeners (central drive)	-	-	1.2
	压滤器	Fitter presses	1.0	1.3	1.5
	絮凝器	Flocculation apparata	0.8	1.0	1.3
	曝气机	Aerators	-	1.8	2.0
	搂集设备	Raking equipment	1.0	1.2	1.3
	纵向、回转组合接集装置	Combined longitudinal and rotary rakes	1.0	1.3	1.5
	预浓缩器	Pre-thickeners	-	1.1	1.3
	螺杆泵	Screw pumps	-	1.3	1.5
	水轮机	Water turbines	-	-	2.0
	离心泵	Centrifugal pumps	1.0	1.2	1.3
	1个活塞容积式泵	1 piston positive-displacement pumps	1.3	1.4	1.8
	>1个活塞容积式泵	>1 piston positive displacement pumps	1.2	1.4	1.5
挖泥机 Dredgers	斗式运输机	Bucker conveyors	-	1.6	1.6
	倾卸装置	Dumping devices	-	1.3	1.5
	Carteypillar行走机构	Carterpillar travelling gears	1.2	1.6	1.8
	斗轮式挖掘机（用于捡拾）	Bucket wheel excavators as pick-up	-	1.7	1.7
	斗轮式挖掘机（用于粗料）	Bucket wheel excavators for primitive material	-	2.2	2.2
	切碎机	Cutter heads	-	2.2	2.2
	行走机构*	Traversing gears*		1.4	1.8
	弯板机*	Plate bending machines	-	1.0	1.0
化学工业 Chemical industry	挤压机	Extnuders	-	-	1.6
	调浆机	Dough mills	-	1.8	1.8
	橡胶砑光机	Rubber calenders	-	1.5	1.5
	冷却圆筒	Cooling drums	-	1.3	1.4
	混料机，用于均匀介	Mixers for uniform media	1.0	1.3	1.4
	混料机，用于非均匀介	Mixers for non-uniform media	1.4	1.6	1.7
	搅拌机，用于密度均匀介质	Agitators for media with uniform density	1.0	1.3	1.5
	搅拌机，用于非均匀介质	Agitators for media with non uniform density	1.2	1.4	1.6
	搅拌机，用于不均匀气体吸收	Agitators for media with non uniform gas absorption	1.4	1.6	1.8
	烘炉	Toasters	1.0	1.3	1.5
	离心机	Centrifuges	1.0	1.2	1.3
起重机械 Cranes	回转机构	Slewing gears	2.5	2.5	3.0
	俯仰机构	Luffing gears	2.5	2.5	3.0
	行走机构	Travelling gears	2.5	3.0	3.0
	提升机构	Hoisting gears	2.5	2.5	3.0
	转臂式起重机	Derricking jib cranes	2.5	2.5	3.0
金属加工设备 Metal working mills	翻板机	Plate titers	1.0	1.0	1.2
	推钢机	Ingot pushers	1.0	1.2	1.2
	绕线机	Winding machines	-	1.6	1.6
	冷床横移架	Cooling bed transfer frames	-	1.5	1.5
	辊式矫直机	Roller straighteners	-	1.6	1.6
	辊道（连续式）	Roller tables continuous	-	1.5	1.5
	辊道（间歇式）	Roller tables intermittent	-	2.0	2.0
	可逆式轧管机	Roller tables Reversing tube mills	-	1.8	1.8
	剪切机（连续机）*	Shears continuous*	-	1.5	1.5
	剪切机（曲柄式）*	Shears crank type*	1.0	1.0	1.0
	连铸机驱动装置	Continuous casting drivers	-	1.4	1.4
	可逆式开坯机	Reversing blooming mills	-	2.5	2.5
	可逆式板坯轧机	Reversing slabbing mills	-	2.5	2.5
	可逆式线材轧机	Reversing wire mills	-	1.8	1.8
	可逆式薄板轧机	Reversing sheet mills	-	2.0	2.0
	可逆式中厚板轧机	Reversing plate mills	-	1.8	1.8
	辊缝调节驱动装置	Roll adjustment drives	0.9	1.0	-
输送机械 Conveyors	斗式输送机	Bucket conveyors	-	1.2	1.5
	绞车	Hauling winches	1.4	1.6	1.6
	卷扬机	Hoists		1.5	1.8
	皮带输送机<150kw	Belt conveyors<150kw	1.0	1.2	1.3
	皮带输送机≥150kw	Belt conveyors≥150kw	1.1	1.3	1.5
	货用电梯*	Goods lifts*	-	1.2	1.5
	客用电梯*	Passenger lifts*		1.5	1.8
	刮板式输送机	Apron conveyors	-	1.2	1.5
	自动扶梯	Escalators		1.2	1.4
	轨道 行走机构	Rail travelling gears	-	1.5	-







工 作 机 Driven machines			日工作小时数 The day work hours		
			≤0.5h	0.5-10h	>10h
	变频装置	Frequency converters	-	1.8	2.0
	往复式压缩机	Reciprocating compressors	-	1.8	1.9
冷却塔 Cooling towers	冷却塔风扇	Cooling tower fans	-	-	2.0
	风机（轴流和离心式）	Blowers(axial and radial)	-	1.4	1.5
蔗糖生产 Cane sugar production	甘蔗切碎机*	Cane knives*	-	-	1.7
	甘蔗碾磨机	Cane mills	-	-	1.7
甜菜糖生产 Beet sugar production	甜菜绞碎机	Beet cossettes macerators	-	-	1.2
	榨取机，机械致冷机，蒸煮机	Extraction plants, Mechanical refrigerators, Juice boilers	-	-	1.4
	甜菜清洗机	Sugar beet washing machines	-	-	1.5
	甜菜切碎机	Sugar beet cutters	-	-	1.5
造纸机械 Paper machines	各种类型**	Of all-kind**	-	1.8	2.0
	碎浆机驱动装置	Pulper drives	2.0	2.0	2.0
	离心式压缩机	Centrifugal compressors	-	1.4	1.5
索道缆车 Cableways	运货索道	Material ropeways	-	1.3	1.4
	往返系统空中索道	To-and fro system aerial ropeways	-	1.6	1.8
	T型杆升降机	T-barlifts	-	1.3	1.4
	连续索道	Continuous ropeways	-	1.4	1.6
水泥工业 Cement industry	混凝土搅拌器	Concrete mixers	-	1.5	1.5
	破碎机*	Breakers*	-	1.2	1.4
	回转窑	Rotary kilns	-	-	2.0
	管式磨机	Tube mills	-	-	2.0
	选扮机	Separators	-	1.6	1.6
	辊压机	Roll crushers	-	-	2.0

表2 Table 2 原动机系数 Factor for prime mover		f_{B2}
电机，液压马达，汽轮机	Electric motos, hydraulic motors, turbines	1.0
4–6缸活塞发动机	Piston engines 4-6 cylinders	1.25
1–3缸活塞发动机	Piston engines 1-3 cylinders	1.5

表3 Table 3 起动系数 Start factor	f_{B3}
启停次数/每小时 Number of starts and stop/hour	
<10	1
10<f_{B3}<100	1.15
100<f_{B3}<500	1.25

5. 径向和轴向负载
Overhung and axial loads

径向负载
Determining overhung load

确定径向负载时,要考虑安装在轴端传动部件的影响，传动部件系数f_z列于下表：
When determining the overhung load, the type of transmission element mounted onthe shaft end must be considered. The transmission element factors f_z are listed as follows.

传动部件 Transmission element		传动部件系数f_Z Transmission element factor f_Z	备注 Comments	
齿轮	Gears	1.15	＜17齿	<17teeth
链轮	Chain sprockets	1.40	＜13齿	<13teeth
链轮	Chain sprockets	1.25	＜20齿	<20teeth
窄V型带	Narrow V-belt pulleys	1.75	预应力影响	Pre-tensioning influence
宽平皮带	Flat belt pulleys	2.50	预应力影响	Pre-tensioning influence
齿型皮带	Toothed belt pulleys	2.5	预应力影响	Pre-tensioning influence

作用在电机或齿轮减速电机轴伸上的径向力按下式计算：
The overhung load exerted on the motor or gear shaft is then calculated as follows:

$$F_R = \frac{M_d \cdot 2000}{d_o} \cdot f_z$$

F_R 径向载荷(N) Overhung load in N
M_d 力矩(Nm) Torque in Nm
d_o 节圆直径(mm) Pitch diameter
f_z 传动部件系数 Transmission element factor

作用的径向载荷
Permitted overhung load

根据轴承额定寿命L_{H10}来确定许用径向载荷。
对于特殊的运行条件，许用径向载荷根据所要求的修正寿命L_{na}来确定。
对于地脚安装实心轴输出的齿轮减速机许用径向载荷列于齿轮减速电机的选型表中。对于其它安装形式可与杰牌联系。

According defined service life L_{H10} of the bearings the permitted overhung loads.
For the special operating conditions, the permitted overhung loads can be determined by the mo-dified service life L_{na} .
The permitted overhung loads F_{Ra} for the output shafts of foot-mounted gear units with a sold sh-aft are listed in the selection tables for geared motors.Please contact JIE in case of other types.

选型表中的径向力数值按照力作用于轴伸的中点 (JRTK锥齿轮–齿轮减速电机按照 A 端输出轴考虑)。径向力作用角度 α 和旋转方向已经按最不利的条件给予考虑。

The data refer to the radial force applied in the middle on the shaft end (with right-angle gear units on the A-side output).Worst case conditions have been assumed for the force application angle α an-d the direction of rotation.







· 对于JRTK 锥齿轮–齿轮减速电机和JRTS 蜗杆副–齿轮减速电机 减速电机，M1安装位置前面与安装固定面连接时，许用径向载荷只是选型表中F_{Ra}数值的50%。

Only 50% of the FRa value specified in the selection tables is permitted in mounting position M1 with wall attachment on the front face for K and S gear units.

· 对于JRTK169和JRTK189锥齿轮–齿轮减速电机 在安装位置M1-M4时；若安装与其安装位置示例有所区别情况下，其许用径向载荷最大只为选型表中F_{Ra}的50%。

Helical-bevel geared motors K169 and K189 in mounting positions M1 to M4:If the mounting p -osition is different form the position we offered (M1-M4), the overhung load FRa lasted in the sele -ction tables.

· 地脚/法兰安装JRTR/F齿轮减速电机:当通过法兰安装传递力矩时，许用径向载荷最大为选型表中F_{Ra}的50%。

Foot and flange-mounted helical geared motors(R..F):A maximum of 50% of the overhung loa -d FRa specified in the selection tables in the case of torque transmission via the flange mounting. when the torque transmission via the flange mounting the overhung load FRa will only be 50% co- mpared with the FRa lasted the selection tables.

· 对于空心轴带键安装这种型式，许用径向载荷为空心轴前端位置的载荷

For gear units with hollow shaft and key (shaft-mounted design), the values refer toforce application to the front end of the hollow shaft.

更高的许用径向载荷
Higher appproved overhung loads

对于JRTR齿轮减速电机、JRTF平行轴–齿轮减速电机、JRTK锥齿轮–齿轮减速电机，安装重载轴承可提高许用径向载荷。另外，精确考虑旋转方向和力作用角α，也可提高许用径向载荷，在此情况下，请和杰牌联系。

It possible to achieve a higher overhung load by exactly considering the force application ang -le α and the direction of rotation.In addition,higger output shaft loads are permitted if heavy duty bearings are installed,especially with R,Fand K gear units.Please contact JIE in this case.

所受力的定义
Definition of force application

所受力根据下图来定义

Force application is defined according to the following diagram:

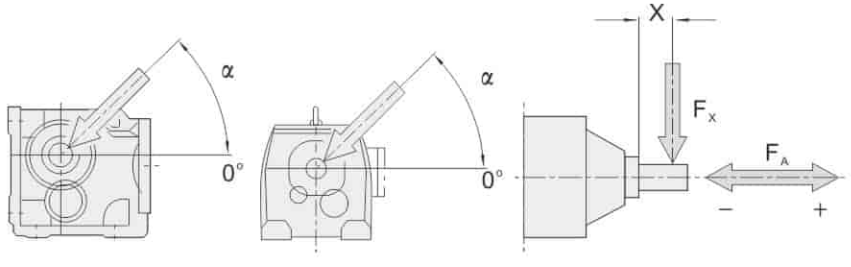

图: 受力定义

Fig:Definition of force application

F_X= 在X点的许用径向载荷(N)
Approved overhung load at point X [N]

F_A= 许用轴向载荷(N)
Approved axial load [N]

许用轴向载荷
Approved axial loads

如果没有径向载荷，那么轴向载荷F_A(+表示拉力，－表示压紧力）依据表中径向负荷的50%给定是允许的，这适用于

If there is no overhung load,then an axial load FA(tension or compression) of 50% of the overhung load given in the sele ction tables is approved.This applies to the following geared motors:

- 齿轮减速电机(JRTR..139到169齿轮减速电机除外)
  Helical geared motors except for R..139...to R..169...
- JRTF平行轴－齿轮减速电机与JRTK锥齿轮–齿轮减速电机(实心轴,JRTF99平行轴–齿轮减速电机...除外)
  Parallel shaft and helical-bevel geared motors with solid shaft except for F99...
- JRTS蜗杆副–齿轮减速电机（实心轴）
  Helical-worm geared motors with solid shaft

对于其它类型的减速机请与杰牌咨询,以防过大的轴向载荷或轴向及径向的合成力。
Please contact JIE for all other types of gear units and in the event of significantly greater axial loads or combinations of overhung load and axial load.

偏离中心点的径向力
Overhung load conversion for off-center force application

对于受力点不在轴端中点的允许径向载荷要根据下面的公式计算。F_{XL}和F_{XW}中的较小值是在X点允许数值，所计算的数值应用于M_{amax}

The approved overhung loads given in the selection tables must be calculated using the follo -wing formulae in the event of force application not in the center of the shaft end. The smaller of the two values F_{XL} (according to bearing service life) and F_{XW} (according to shaft strength)is the approved value for the overhung load at point x. Note that
the calculations apply to $M_{a\,max}$.

根据轴承寿命F_{XL}
F_{XL} acc.to bearing service life

$$F_{XL} = F_{ra} \cdot \frac{a}{b+x} \quad [N]$$

根据输出轴强度F_{XW}
$F_{XW}$from the shaft strength

$$F_{XW} = \frac{c}{f+x} \quad [N]$$

F_{Ra} = 对于底脚安装齿轮减速电机的允许径向载荷（选型表中所列值）单位：N
Approved overhung load(x=1/2) for foot-mounted gear units according to the selection tables in [N]

X = 从轴肩到受力点的距离
Distance from the shaft shoulder to the force application point in [mm]

a,b,f = 对于径向负载转化的减速电机常量
Gear unit constants for overhung load conversion [mm]

c = 对于径向负载转化的减速电机常量
Gear unit constant for overhung load conversion [Nmm]

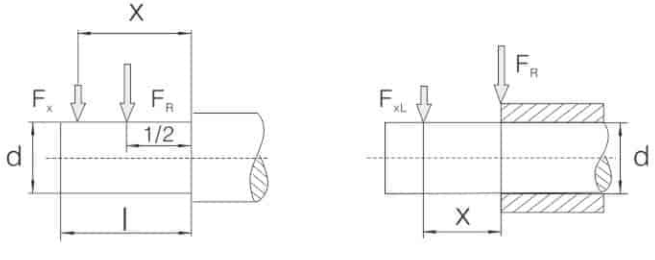

图: 偏离中心点的径向力F_x
Fig:Overhung load Fx for off-center force application







据径向负载转化所得的减速机常量

Gear unit constants for overhung load conversion

减速机常量 Gear unit type	a [mm]	b [mm]	c [Nmm]	f [mm]	d [mm]	l [mm]
JRTR09	72.0	52.0	4.67×10^4	11	20	40
JRTR19	88.5	68.5	6.527×10^4	17	20	40
JRTR29	106.5	81.5	1.56×10^5	11.8	25	50
JRTR39	118	93	1.24×10^5	0	25	50
JRTR49	137	107	2.44×10^5	15	20	60
JRTR59	147.5	112.5	3.77×10^5	18	35	70
JRTR69	168.5	133.5	2.51×10^5	0	35	70
JRTR79	173.7	133.7	3.97×10^5	0	40	80
JRTR89	216.7	166.7	8.47×10^5	0	50	100
JRTR99	255.5	195.5	1.19×10^6	0	60	120
JRTR109	285.5	215.5	2.06×10^6	0	70	140
JRTR139	343.5	258.5	6.14×10^6	30	90	170
JRTR149	402	297	8.65×10^6	33	110	210
JRTR169	450	345	1.26×10^7	0	120	210
JRTR179	621.5	496.5	1.88×10^7	0	160	250
JRTR189	720.5	560.5	3.04×10^7	0	190	320
JRTRX59	43.5	23.5	1.51×10^5	34.2	20	40
JRTRX69	52.5	27.5	2.42×10^5	39.7	25	50
JRTRX79	60.5	30.5	1.95×10^5	0	30	60
JRTRX89	73.5	33.5	7.69×10^5	48.9	40	80
JRTRX99	86.5	36.5	1.43×10^6	53.9	50	100
JRTRX109	102.5	42.5	2.47×10^6	62.3	60	120
JRTF29	109.5	84.5	1.13×10^5	0	25	50
JRTF39	123.5	98.5	1.07×10^5	0	25	50
JRTF49	153.5	123.5	1.78×10^5	0	30	60
JRTF59	170.7	135.7	5.49×10^5	32	35	70
JRTF69	181.3	141.3	4.12×10^5	0	40	80
JRTF79	215.8	165.8	7.87×10^5	0	50	100
JRTF89	263	203	1.19×10^6	0	60	120
JRTF99	350	280	2.09×10^6	0	70	140
JRTF109	373.5	288.5	4.23×10^6	0	90	170
JRTF129	442.5	337.5	9.49×10^6	0	110	210
JRTF159	512	407	1.05×10^7	0	120	210
JRTF169	621.5	496.5	1.88×10^7	0	160	250
JRTK39	123.5	98.5	1.41×10^5	0	25	50
JRTK49	153.5	123.5	1.78×10^5	0	30	60
JRTK59	169.7	134.7	6.8×10^5	31	35	70
JRTK69	181.3	141.3	4.12×10^5	0	40	80
JRTK79	215.8	165.8	7.69×10^5	0	50	100
JRTK89	252	192	1.64×10^6	0	60	120
JRTK99	319	249	2.8×10^6	0	70	140
JRTK109	373.5	288.5	5.53×10^6	0	90	170
JRTK129	443.5	338.5	8.31×10^6	0	110	210
JRTK159	509	404	1.18×10^7	0	120	210
JRTK169	621.5	496.5	1.88×10^7	0	160	250
JRTK189	720.5	560.5	3.04×10^7	0	190	320
JRTS39	118.5	98.5	6.0×10^4	0	20	40
JRTS49	130	105	1.33×10^5	0	25	50
JRTS59	150	120	2.14×10^5	0	30	60
JRTS69	184	149	3.04×10^5	0	35	70
JRTS79	224	179	5.26×10^5	0	45	90
JRTS89	281.5	221.5	1.68×10^6	0	60	120
JRTS99	326.3	256.3	2.54×10^6	0	70	140
JRTW10	84.8	64.8	3.6×10^4	0	16	40
JRTW20	98.5	78.5	4.4×10^4	0	20	40
JRTW30	109.5	89.5	6.0×10^4	0	20	40

对于没有列出的类型的值据需要给定。

Values for types not listed are available on request.

6. 杰牌传动JRT智能齿轮减速电机产品选型表







使用工况：

应用行业：　　设备名称：

环境温度：　　环境湿度：

海拔高度：　　使用场地：□室内 □室外

起停频率：　　运行时间：

负载时间：□15% □25% □40% □60% □100%

现用品牌：　　现用型号：

存在问题：　　需改进项：

产品信息：

包装类：

包装材质：□纸箱 □木箱 □纸箱+木箱　　箱贴唛头：□中文 □英文

相关资料：□合格证 □出厂检验报告 □中文使用说明书 □英文使用说明书

附件清单：□扭矩臂 □逆止器 □空心轴编码器ES □实心轴编码器EV □热敏电阻TF □热保护开关TH
□铂热电阻PT100 □防雨罩C □电加热带STH □无

外观类：:

油漆颜色：□JMR-01 □JMG-01 □JGB-01 □RAL2002 □RAL5015 □RAL9003 □RAL7045 □RAL7031

铭牌要求：□中文 □英文　　防腐等级：□标准 □JS1 □JS2 □JS3 □JS4

安装类：

产品型号：JRTR□ JRTF□ JRTK□ JRTS□ JRTW□

安装形式：□地脚安装 □法兰安装 □地脚法兰安装

安装方式：□M1 □M2 □M3 □M4 □M5 □M6（见附图）

输出模块：□实心轴 □单键空心轴 □锁紧盘 □花键空心轴

出轴方向：□A □B □AB　　出轴旋向：顺时针 □逆时针 □双向

输入模块：□标准电机 □AD接盘 □AM接盘 □AN接盘 □AQS接盘 □无电机-带电机齿轮

接线盒角度：□0° □90° □180° □270° （见附图） 出线位置：□N □1 □2 □3（见附图）

性能类：

传动比：i=　　输出扭矩：　　使用系数：

电机类型：□标准电机 □变频电机 □防爆电机 □辊道电机 □起重电机 □伺服电机

额定功率：　kW　　极　数：□2 □4 □6 □8

额定电压：□220/380V □380/660V　　电机频率：□50Hz □60Hz □87Hz

绝缘等级：□F □H　　防护等级：□IP54 □IP55 □IP56

工作制： □S1 □S3-40%　　冷却方式：□IC410 □IC411 □IC416

能效能级：□3级（IE3）□2级（IE4）

风机电压：□DC 24V □AC 220V（1～）□AC 220V（1～） □AC 380V（3～）

风机频率：□50Hz □60Hz

制动电压：□DC 24V □AC 220V □AC 380V

释放装置：□手柄释放HR □螺钉释放HF □无 制动器响应：□普通 □快速

释放装置与接线盒角度（从轴伸端看顺时针）：□0° □90° □180° □270° （见附图）

产品型号：

定制信息：

包装类：

外观类：

安装尺寸类：

性能指标类：

售后服务类：

服务信息：

售前服务：

培训咨询：□选型培训 □应用培训 □使用维护

设计选型：□参与设计 □设计校核 □产品选型

需求确认：□工况确认 □产品确认 □服务确认

售中服务：□驻厂全检 □过程抽检 □出厂检验

售后服务：□安装调试 □检测维护 □备品备件

商务信息：

运输方式：

交付地点：

交付时间：

订单数量：

结算价格：

附图：

安装方式：

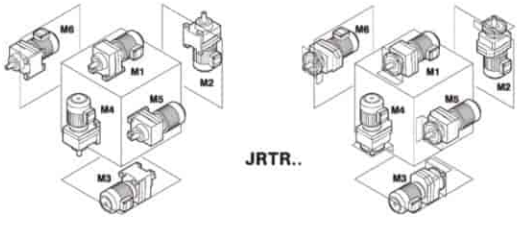

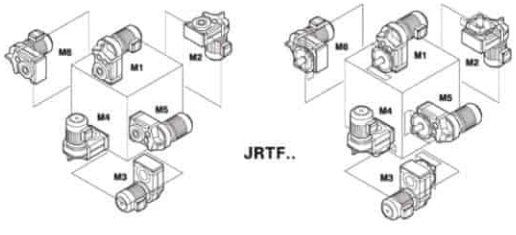

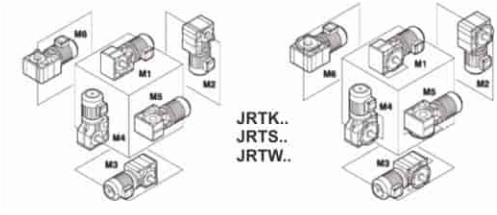

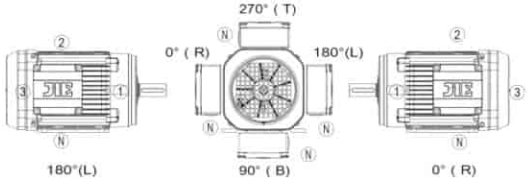

Selection Table of JIE JRT Products

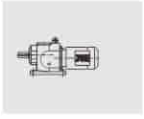
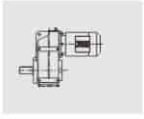

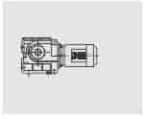


Application:

Application industry: Equipment name:

Ambient temperature: Ambient humidity:

Altitude: Site of use:☐indoor ☐outdoor

Start-stop frequency: Running time:

Load time:☐15% ☐25% ☐40% ☐60% ☐100%

Current brand: Current model:

Existing problem: Items needing improvement:

Product information:

Packaging:

Packaging material:☐Carton ☐Wooden case ☐Carton + Wooden case Case mark:☐Chinese ☐English

Relevant data:☐Certificate of conformity ☐Ex-factory inspection report ☐Chinese manual ☐English manual

List of accessories:☐Torque arm ☐Backstop ☐Hollow shaft encoder ES ☐Solid shaft encoder EV ☐ Thermistor TF ☐Thermal protection switch TH ☐Platinum thermal resistance Pt100 ☐Rain cover C ☐Electric heating tape STH ☐None

Appearance:

Paint color:JMR-01 ☐JMG-01 ☐JGB-01 ☐RAL2002 ☐RAL5015 ☐RAL9003 ☐RAL7045 ☐RAL7031

Nameplate requirement:☐Chinese ☐English Anti-corrosive grade:☐Standard ☐JS1 ☐JS2 ☐JS3 ☐JS4

Installation:

Product model: JRTR☐ JRTF☐ JRTK☐ JRTS☐ JRTW☐

Type of installation:☐Foot installation ☐Flange installation ☐Foot flange installation

Mount position:☐M1 ☐M2 ☐M3 ☐M4 ☐M5 ☐M6(see attached figure)

Output module:☐Solid shaft ☐Hollow shaft with single key ☐Shrink disc ☐Hollow shaft with spline

Output shaft direction:☐A ☐B ☐AB Output shaft rotation: Clockwise ☐Counterclockwise ☐Two-direction

Input module:☐Standard motor ☐AD adaptor ☐AM adaptor ☐AN adaptor ☐AQS adaptor ☐Without motor-with motor gear

Terminal box angle:☐0° ☐90° ☐180° ☐270°(see attached figure)

Cable entry:☐N ☐1 ☐2 ☐3 (see attached figure)

Performance:

Transmission ratio:i= Output torque: Service factor:

Type of motor:☐Standard motor ☐Frequency conversion motor ☐Explosion-proof motor ☐Roller motor ☐Lifting motor ☐Servo motor

Rated power: kW Pole number:☐2 ☐4 ☐6 ☐8

Rated voltage:☐220/380V ☐380/660V Motor frequency:☐50Hz ☐60Hz ☐87Hz

Insulation grade:☐F ☐H Protection grade:☐IP54 ☐IP55 ☐IP56

Working system: ☐S1 ☐S3-40% Cooling mode:☐IC410 ☐IC411 ☐IC416

Energy efficiency class: ☐ IE3 ☐ IE4

Fan voltage:☐DC 24V ☐AC 220V (1～) ☐AC 220V (1～) ☐AC 380V (3～)

Fan frequency:☐50Hz ☐60Hz

Brake voltage:☐DC 24V ☐AC 220V ☐AC 380V

Release device: ☐ Handle release HR ☐ Screw release HF ☐ None Brake response: ☐ Ordinary ☐ Fast

Angle between release device and terminal box (clockwise from the end of shaft extension) :

☐0°☐90°☐180°☐270° (see attached figure)

Product model:

Customized information:

Packaging:

Appearance:

Installation dimension:

Performance indicators:

After-sales service:

Service information:

Pre-sales service:

Training consulting: ☐ Type selection training ☐ Application training ☐ Use and maintenance

Design selection: ☐ Participate in design ☐ Design verification ☐ Product selection

Demand confirmation: ☐ Working condition confirmation ☐ Product confirmation ☐ Service confirmation

In-sales service: ☐ On-site full inspection ☐ Process sampling ☐ Ex-factory inspection

After-sales service: ☐ Installation and commissioning☐ Testing and maintenance ☐ Spare parts

Business information:

Transportation:

Delivery place:

Delivery time:

Order quantity:

Price and payment terms:

Attached figure:

Mount position:

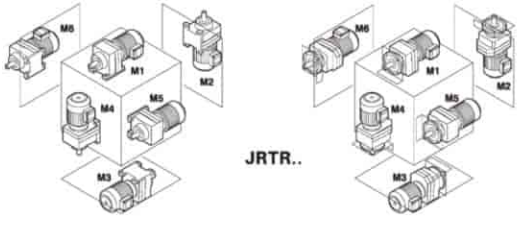

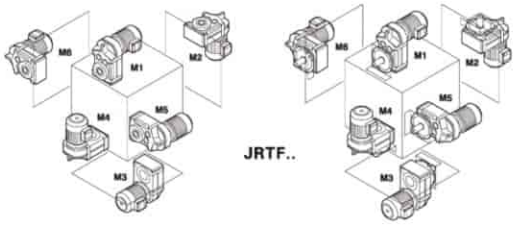

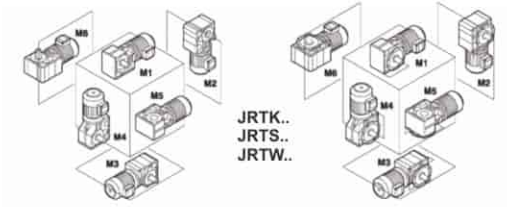

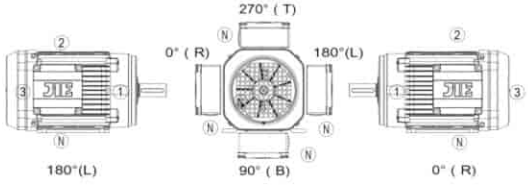

六. JRTR 齿轮减速电机
JRTR Helical Inline Gearmotor

1. 设计方案
Versions of gearmotor

JRTR齿轮减速电机有以下设计方案：
The following types of helical-bevel motor can be supplied:

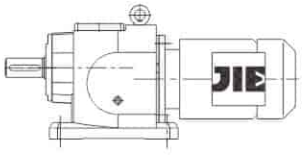
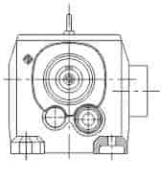

JRTR..D..
底脚安装
Foot-mounted

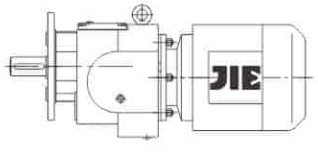
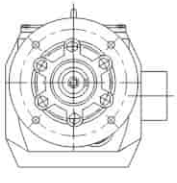

JRTRF..D..
法兰安装
Flange-mounted

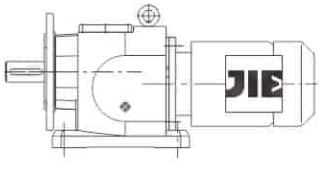
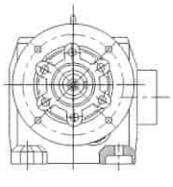

JRTR..F D..
底脚法兰安装
(仅限于JRTR19-JRTR89)
Foot and Flange-mounted

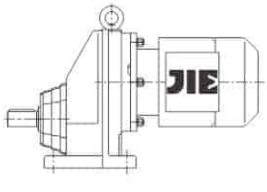
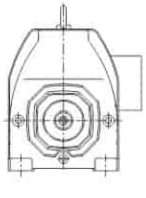

JRTRX..D..
底脚安装单级
Single-stage Foot-mounted

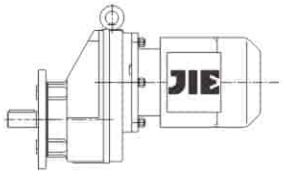
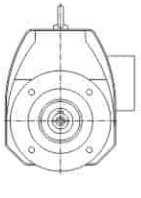

JRTRXF..D..
法兰安装单级
Single-stage Flange-mounted

2. 可行的组合方式
Type of Combination



以下是JRTR齿轮减速机与三相异步电动机功率(4极电机)的组合列表。表中给出了每种组合的速比范围。
Table of possible power, ratio and gear box size and type combination.

三相异步电动机功率 kW / 减速机型号	级 Stages	0.12~0.37	0.55~0.75	1.1~1.5	2.2~3	4	5.5	7.5
JRTRX/RXF59	1	1.65-5.50	1.30-4.35	1.30-3.79	1.30-2.64 3.14	1.30-2.64	1.30-2.04	1.30-2.04
JRTRX/RXF69	1	2.04-6.07	1.61-5.18	1.40-4.53	1.40-3.77	1.40-3.20	1.40-2.54	1.40-2.54
JRTRX/RXF79	1	2.70-8.00	2.13-6.41	1.42-5.63	1.42-4.73	1.42-4.04	1.42-3.25	1.42-3.25
JRTRX/RXF89	1		3.09-8.65	2.15-7.63	1.60-6.45	1.60-5.56	1.39-4.50	1.39-4.50
JRTRX/RXF99	1		4.04-8.23	2.92-8.23	2.24-8.23	2.24-7.16	1.42-5.79	1.42-5.79
JRTRX/RXF109	1				2.64-6.63	2.64-6.63	1.71-6.63	1.71-6.63
JRTR/RF09	2	3.21-18.31	3.21-5.76 7.85-14.12					
JRTR/RF09	3	21.73-78.24	21.73-38.51 41.31 47.78-60.32					
JRTR/RF19	2	3.83-25.23	3.83-19.71					
JRTR/RF19	3	24.07-81.64	24.07-81.64					
JRTR/RF29	2	3.37-28.37	3.37-22.32	10.13-19.35	3.37-6.59 10.13-15.63			
JRTR/RF29	3	24.47-135.09	24.47-105.49	24.47-48.17 61.30-90.96	24.47-32.47 39.25 61.30 74.11			
JRTR/RF39	2	3.41-28.32	3.41-22.27	3.41-19.31	3.41-15.60			
JRTR/RF39	3	24.42-134.82	24.42-105.28	24.42-48.08 61.18-90.77	24.42-32.40 39.17 61.18 73.96			
JRTR/RF49	2	4.85-7.76 10.15-33.79	3.83-26.74	3.83-23.28	3.83-16.22 19.27	3.83-16.22	3.83-6.00 8.01-12.54	3.83-6.00 8.01-12.54
JRTR/RF49	3	29.88-176.88	23.59-139.99	23.59-121.87	23.59-47.75 56-73 76.23-84.90 100.86	23.59-47.75		23.59-36.93
JRTR/RF59	2	6.41-9.06 11.88-26.31	5.05-26.31	4.39-26.31	4.39-21.93	4.39-18.60	4.39-7.97 9.35-14.77	4.39-7.97 9.35-14.77
JRTR/RF59	3	30.18-186.89	26.97-147.92	26.97-128.77	26.97-48.23 57.29 80.55-89.71 106.58	26.97-48.23 80.55-89.71	26.97-37.30	26.97-37.30
JRTR/RF69	2	6.27-7.79 12.70-28.13	4.93-7.79 10.00-28.13	4.29-28.13	4.29-23.44	4.29-19.89	4.29-15.79	4.29-15.79
JRTR/RF69	3	32.27-199.81	28.83-158.14	28.83-137.67	28.83-51.56 61.26-95.91 113.94	28.83-51.56 69.75-95.91	28.83-39.88 69.75-74.17	28.83-39.88 69.75-74.17
JRTR/RF79	2	8.59 15.60-23.37	6.79-8.59 12.33-23.37	5.31-23.37	5.31-23.37	5.31-23.37	5.31-18.80	5.31-18.80
JRTR/RF79	3	36.83-195.24	29.00-166.59	25.23-145.67	25.23-121.42	25.23-102.99	25.23-45.81 65.77-81.80	25.23-45.81 65.77-81.80
JRTR/RF89	2		19.10-34.40	7.13-9.14 13.33-34.40	5.30-34.40	5.30-34.40	5.30-27.84	5.30-27.84
JRTR/RF89	3		41.74-246.54	27.88-216.54	27.88-181.77	27.88-155.34	27.88-63.68 81.92-124.97	27.88-63.68 81.92-124.97
JRTR/RF99	2		22.37-32.05	9.29 16.17-32.05	7.12-9.29 12.39-32.05	7.12-9.29 12.39-32.05	4.50-32.05	4.50-32.05
JRTR/RF99	3		53.21-65.21 103.44-289.74	37.13-255.71	27.58-216.28	27.58-186.30	27.58-150.78	27.58-150.78
JRTR/RF109	2				15.65-30.77	15.65-30.77	5.82-7.86 10.13-30.77	5.82-7.86 10.13-30.77
JRTR/RF109	3					40.37-251.15	29.49-203.16	29.49-203.16
JRTR/RF139	2						7.59 12.83-29.57	7.59 12.83-29.57
JRTR/RF139	3						32.91-222.60	32.91-222.60

续 表

三相异步电动机功率 kW / 减速机型号	级 Stages	9.2	11	15	18.5~22	30	37~45	55
JRTRX/RXF79	1	1.42-2.43	1.42-2.43					
JRTRX/RXF89	1	1.39-3.48	1.39-3.48	1.39-3.48	1.39-2.76			
JRTRX/RXF99	1	1.42-4.52	1.42-4.52	1.42-4.52	1.42-3.64	1.42-29.2		
JRTRX/RXF109	1	1.44-5.19	1.44-5.19	1.44-5.19	1.44-4.20	1.44-3.38	1.44-3.38	
JRTR/RF79	2	5.31-7.74 9.64-14.05	5.31-7.74 9.64-14.05					
JRTR/RF79	3	25.23-33.47	25.23-33.47					
JRTR/RF89	2	5.30-21.51	5.30-21.51	5.30-21.51	5.30-17.08			
JRTR/RF89	3	27.88-47.58 81.92-93.38	27.88-47.58 81.92-93.38	27.88-47.58 81.92-93.38	27.88-36.84			
JRTR/RF99	2	4.50-25.03	4.50-25.03	4.50-25.03	4.50-20.14	4.50-16.17		
JRTR/RF99	3	27.58-59.92 72.17-116.48	27.58-59.92 72.17-116.48	27.58-59.92 72.17-116.48	27.58-47.58 72.17-92.48	27.58-37.13 72.17		
JRTR/RF109	2	4.92-30.77	4.92-30.77	4.92-30.77	4.92-24.90	4.92-20.07	4.92-20.07	
JRTR/RF109	3	29.49-158.68	29.49-158.68	29.49-158.68	29.49-65.60 78.57-127.68	29.49-52.68 78.57-102.53	29.49-52.68 78.57-102.53	
JRTR/RF139	2	6.38-7.59 10.79-29.57	6.38-7.59 10.79-29.57	6.38-7.59 10.79-29.57	5.15-29.57	5.15-24.12	5.15-24.12	5.15-19.04
JRTR/RF139	3	27.83-174.40	27.83-174.40	27.83-174.40	27.83-141.12	27.83-65.20 88.70-113.72	27.83-65.20 88.70-113.72	27.83-50.86 88.70
JRTR/RF149	2	7.25 11.99-20.44	7.25 11.99-20.44	7.25 11.99-20.44	5.89-7.25 9.74-20.44	5.00-20.44	5.00-20.44	5.00-20.44
JRTR/RF149	3	29.95-163.31	29.95-163.31	29.95-163.31	24.19-146.91	24.19-119.86	24.19-119.86	24.19-52.87 72.09-94.60
JRTR/RF169	2		14.48-46.00	14.48-46.00	11.99-37.74	10.24-30.71	10.24-30.71	10.24-24.57
JRTR/RF169	3		34.41-229.71	34.41-229.71	27.96-186.93	23.71-153.07	23.71-153.07	23.71-58.65 82.91-121.81
JRTR179/RF179	2	11.37-36.12	11.37-36.12	11.37-36.12	9.6-29.64	8.19-24.12	8.19-24.12	8.19-19.29
JRTR179/RF179	3	24.56-32.3 57.51-182.73	24.56-32.3 57.51-182.73	24.56-32.3 57.51-182.73	20.35-32.3 57.51-149.94	17.37-122	17.37-122	17.37-97.6
JRTR189/RF189	2				9.57 13.26-20.19	8.16-20.19	8.16-20.19	8.16-20.19
JRTR189/RF189	3				21.21 66.15-160.87	18.08-160.87	18.08-160.87	18.08-129.32

三相异步电动机功率 kW / 减速机型号	级 Stages	75~90	110~132	160~250				
JRTR/RF149	2	5.00-20.44						
JRTR/RF149	3	24.19-52.87 72.09-94.60						
JRTR/RF169	2	10.24-24.57	10.24-19.03	10.24-14.48				
JRTR/RF169	3	23.71-58.65 82.91-121.81	23.71-44.87 82.91-93.19	23.71-34.41				
JRTR179/RF179	2	8.19-19.29	8.19-14.95	8.19-11.37				
JRTR179/RF179	3	17.37-97.6	17.37-75.62	17.37-24.56 40.67–57.51				
JRTR189/RF189	2	8.16-20.19	8.16-20.19	8.16-15.78				
JRTR189/RF189	3	18.08-129.32	18.08-100.71	18.08-34.98 47.73-78.71				

3. 传动比与最大扭矩
Ratio and max nominal torque

JRTRX59-109 n_e=1400 r/min

JRTRX59			70Nm	
i	n_a [r/min]	M_{amax} [Nm]	F_{Ra} [N]	AD
5.50	255	39	3010	AD_2
5.07	276	36	3030	
4.35	322	68	2640	
3.79	369	69	2480	
3.55	394	69	2420	
3.14	446	65	2320	
2.91	481	67	2170	
2.64	530	69	1810	
2.37	591	69	1500	AD_3
2.04	686	69	1070	
1.92	729	69	890	
1.65	848	69	430	
1.48	946	68	112	
1.30	1075	63	132	

JRTRX69			135Nm	
i	n_a [r/min]	M_{amax} [Nm]	F_{Ra} [N]	AD
6.07	231	43	4010	AD_2
5.18	270	75	3580	
4.53	309	82	3350	
4.30	326	80	3300	
3.77	371	87	3090	
3.20	438	100	2800	AD_3
2.89	484	106	2640	
2.54	551	118	2000	
2.40	583	123	1530	
2.04	686	134	230	
1.86	753	126	225	
1.61	870	114	245	
1.40	1000	104	205	

JRTRX79			215Nm	
i	n_a [r/min]	M_{amax} [Nm]	F_{Ra} [N]	AD
8.00	175	57	6330	AD_2
7.47	187	53	6200	
6.41	218	103	5600	
5.63	249	110	5300	
5.35	262	103	5240	
4.73	296	123	4900	AD_3
4.04	347	143	4500	
3.70	378	153	4290	
3.25	431	182	3200	AD_4
3.08	455	193	2560	
2.70	519	215	1110	
2.43	576	215	510	
2.13	657	200	435	
1.88	745	187	335	
1.67	838	173	315	
1.42	986	155	315	

JRTRX89			400Nm	
i	n_a r/min	M_{amax} [Nm]	F_{Ra} [N]	AD
8.65	162	139	7890	AD_2
7.63	183	149	7490	
7.20	194	140	7380	
6.45	217	192	6850	AD_3
5.56	252	225	6320	
5.07	276	250	5980	
4.50	311	290	5500	AD_4
3.78	370	305	5030	
3.48	402	405	2730	AD_5
3.09	453	405	1950	
2.76	507	405	1200	
2.48	565	405	470	
2.15	651	385	42	
1.93	725	355	185	
1.60	875	315	74	
1.39	1005	290	74	

JRTRX99			600Nm	
i	n_a [r/min]	M_{amax} [Nm]	F_{Ra} [N]	AD
8.23	170	225	9560	AD_3
7.16	196	260	8950	
6.56	213	300	8500	
5.79	242	420	7630	AD_4
4.91	285	395	7220	
4.52	310	595	6180	AD_5
4.04	347	595	5380	
3.64	385	595	4530	
3.30	424	595	3730	
2.92	479	595	2810	
2.64	530	595	1980	
2.24	625	595	495	
1.96	714	570	19	
1.64	854	505	51	
1.42	986	455	132	AD_6

JRTRX109			830Nm	
i	n_a [r/min]	M_{amax} [Nm]	F_{Ra} [N]	AD
6.63	211	460	9700	AD_4
5.61	250	455	9080	
5.19	270	695	7850	AD_5
4.65	301	695	7450	
4.20	333	830	6420	
3.81	367	830	5550	
3.38	414	830	4490	
3.07	456	830	3600	AD_6
2.64	530	830	2170	
2.30	609	830	900	
1.95	718	765	555	
1.71	819	705	480	
1.44	972	645	315	

JRTR09-39 n_e=1400 r/min



JRTR09			50Nm
i	n_a [r/min]	M_{amax} [Nm]	F_{Ra} [N]
3-stage			
78.24	18	50	1510
71.47	20	50	1510
60.32	23	50	1510
51.52	27	50	1510
47.78	29	50	1470
44.16	32	50	1420
41.31	34	50	1380
40.34	35	50	1370
38.51	36	50	1340
34.05	41	50	1270
29.08	48	50	1190
26.97	52	50	1150
23.32	60	50	1080
21.73	64	50	1040
2-stage			
18.31	76	50	960
16.73	84	50	920
14.12	99	50	850
12.06	116	50	790
11.18	125	50	760
9.67	145	50	710
9.01	155	50	685
7.85	178	49	645
7.48	187	43	595
6.83	205	43	535
5.76	243	40	530
4.92	285	37	530
4.57	306	36	520
3.95	354	34	505
3.68	380	33	500
3.21	436	31	495

JRTR19			85Nm
i	n_a [r/min]	M_{amax} [Nm]	F_{Ra} [N]
3-stage			
81.64	17	85	1770
70.39	20	85	1770
65.61	21	85	1770
57.35	24	85	1770
53.76	26	85	1770
47.44	30	85	1770
44.18	32	85	1770
38.61	36	85	1770
36.20	39	85	1770
31.94	44	85	1770
28.32	49	85	1770
24.07	58	85	1650
2-stage			
25.23	55	85	1690
23.15	60	85	1620
19.71	71	85	1500
16.99	82	85	1400
15.84	88	85	1350
13.84	101	85	1270
12.98	108	85	1230
11.45	122	81	1180
10.15	138	77	1140
8.63	162	72	1090
7.55	185	56	1040
7.04	199	55	1010
6.15	228	54	950
5.76	243	53	930
5.09	275	51	890
4.51	310	48	870
3.83	366	45	830

JRTR29			130Nm	
i	n_a [r/min]	M_{amax} [Nm]	F_{Ra} [N]	AD
3-stage				
135.09	10	130	4230	
123.91	11	130	4230	
105.49	13	130	4230	AD1
90.96	15	130	4230	
84.78	17	130	4230	
74.11	19	130	4230	
69.47	20	130	4180	
61.30	23	130	3980	
55.87	25	130	3840	
48.17	29	130	3630	
44.90	31	130	3530	AD1
39.25	36	130	3350	
36.79	38	130	3260	
32.47	43	130	3100	
28.78	49	130	2950	
24.47	57	130	2770	
2-stage				
28.37	49	130	2940	
26.09	54	130	2840	
22.32	63	130	2660	
19.35	72	130	2510	
18.08	77	130	2440	
15.63	90	130	2290	
13.28	105	130	2140	
11.86	118	129	1990	
10.13	138	122	1890	AD2
9.41	149	122	900	
8.16	172	116	870	
7.63	183	112	900	
6.59	212	106	880	
5.60	250	99	880	
5.00	280	95	860	
4.27	328	87	920	
4.00	350	85	910	
3.37	415	79	900	

JRTR39			200 Nm	
i	n_a [r/min]	M_{amax} [Nm]	F_{Ra} [N]	AD
3-stage				
134.82	10	200	4950	
123.66	11	200	4950	
105.28	13	200	4950	
90.77	15	200	4950	
84.61	17	200	4950	AD1
73.96	19	200	4950	
69.33	20	200	4950	
61.18	23	200	4950	
55.76	25	200	4950	
48.08	29	200	4950	
44.81	31	200	4950	
39.17	36	200	4760	
36.72	38	200	4540	AD2
32.40	43	200	4120	
28.73	49	200	3740	
24.42	57	200	3240	
2-stage				
28.32	49	200	3690	
26.03	54	185	3860	
22.27	63	200	2970	
19.31	73	200	2570	
18.05	78	200	2390	
15.60	90	200	2010	
13.25	106	190	1880	
11.83	118	183	1810	AD2
10.11	138	170	1820	
9.47	148	167	1760	
7.97	176	156	1720	
6.67	210	144	1000	
5.67	247	142	760	
5.06	277	135	790	
4.32	324	126	820	
4.05	346	122	850	
3.41	411	112	900	

JRTR49-69 n_e=1400r/min



JRTR49				300Nm
i	n_a [r/min]	M_{amax} [Nm]	F_{Ra} [N]	AD
3-stage				
176.88	7.9	300	5420	
162.94	8.6	300	5420	
139.99	10	300	5420	
121.87	11	300	5420	
114.17	12	300	5420	
100.86	14	300	5420	
93.68	15	300	5420	
84.90	16	300	5420	
76.23	18	300	5420	
68.54	20	300	5420	AD_2
64.21	22	300	5420	
56.73	25	300	5420	
52.69	27	300	5350	
47.75	29	300	5150	
42.87	33	300	4930	
36.93	38	300	4630	
34.73	40	300	4520	
29.88	47	300	4240	
26.70	52	300	4050	
23.59	59	300	3840	
2-stage				
33.79	41	240	4690	
31.12	45	220	4610	
26.74	52	300	4050	
23.28	60	300	3820	
21.81	64	300	3710	
19.27	73	295	3530	
17.89	78	290	3390	
16.22	86	275	3350	
14.56	96	265	3230	
12.54	112	250	3080	AD_2
11.79	119	245	3020	
10.15	138	230	2890	
9.07	154	220	2780	
8.01	175	205	2690	
7.76	180	163	2720	
6.96	201	159	2620	
6.00	233	156	2470	
5.64	248	155	2410	
4.85	289	150	2280	
4.34	323	146	2190	
3.83	366	144	2090	AD_3

JRTR59				450Nm
i	n_a [r/min]	M_{amax} [Nm]	F_{Ra} [N]	AD
3-stage				
186.89	7.5	450	7110	
172.17	8.1	450	7110	
147.92	9.5	450	7110	
128.77	11	450	7110	
120.63	12	450	7110	
106.58	13	450	7110	
98.99	14	450	7110	
89.71	16	450	7110	AD_2
80.55	17	450	7110	
69.23	20	450	7110	
64.85	22	450	6980	
57.29	24	450	6630	
53.22	26	450	6430	
48.23	29	450	6170	
43.30	32	450	5900	
37.30	38	450	5530	
35.07	40	450	5390	
30.18	46	450	5050	
26.97	52	450	4800	
2-stage				
26.31	53	450	4750	
24.99	56	450	4640	
21.93	64	450	4370	AD_2
18.60	75	450	4050	
16.79	83	450	3860	
14.77	95	435	3690	
13.95	100	430	3610	
11.88	118	405	3430	
10.79	130	390	3330	
9.35	150	370	3180	
9.06	155	375	2010	
7.97	176	355	2020	AD_3
7.53	186	350	1950	
6.41	218	335	1770	
5.82	241	320	1820	
5.05	277	305	1730	
4.39	319	280	1900	

JRTR69				600 Nm
i	n_a [r/min]	M_{amax} [Nm]	F_{Ra} [N]	AD
3-stage				
199.81	7.0	600	7650	
184.07	7.6	600	7650	
158.14	8.9	600	7650	
137.67	10	600	7650	
128.97	11	600	7650	
113.94	12	600	7650	
105.83	13	600	7650	
95.91	15	600	7650	
86.11	16	600	7650	AD_2
74.17	19	600	7650	
69.75	20	600	7650	
61.26	23	600	7650	
56.89	25	600	7650	
51.56	27	600	7650	
46.29	30	600	7650	
39.88	35	580	7790	
37.50	37	570	7900	
32.27	43	540	8210	
28.83	49	520	8400	
2-stage				
28.13	50	540	8210	
26.72	52	540	8210	AD_2
23.44	60	560	8010	
19.89	70	600	7560	
17.95	78	590	7330	
15.79	89	560	7130	
14.91	94	550	6980	
12.70	110	520	6650	
11.54	121	500	6500	
10.00	140	470	6220	
8.70	161	440	5960	AD_3
7.79	180	380	5830	
7.36	190	370	5790	
6.27	223	330	5590	
5.70	246	310	5450	
4.93	284	290	5210	
4.29	326	270	5000	

JRTR79-99 n_e=1400 r/min



JRTR79			820Nm	
i	n_a [r/min]	M_{amax} [Nm]	F_{Ra} [N]	AD
3-stage				
195.24	7.2	820	9920	
166.59	8.4	820	9920	
145.67	9.6	820	9920	
138.39	10	820	9920	
121.42	12	820	9920	
102.99	14	820	9920	
92.97	15	820	9920	
81.80	17	820	9920	
77.24	18	820	9920	AD_2
65.77	21	820	9920	
57.68	24	820	9920	
52.07	27	820	9920	
45.81	31	820	9920	
43.26	32	820	9920	
36.83	38	820	9920	
33.47	42	820	9920	
29.00	48	820	9920	
25.23	55	780	10100	
2-stage				
23.37	60	820	8870	
21.43	65	820	8250	
18.80	74	780	7980	
17.82	79	780	7620	
15.60	90	740	7390	AD_3
14.05	100	720	7050	
12.33	114	690	6740	
10.88	129	660	6490	
9.64	145	630	6300	
8.59	163	630	4110	
7.74	181	610	3940	
6.79	206	580	3850	AD_4
5.99	234	540	3990	
5.31	264	510	3990	

JRTR89			1550Nm	
i	n_a [r/min]	M_{amax} [Nm]	F_{Ra} [N]	AD
3-stage				
246.54	5.7	1550	16900	
216.54	6.5	1550	16900	
205.71	6.8	1550	16900	
181.77	7.7	1550	16900	
155.34	9.0	1550	16900	
142.41	9.8	1550	16900	
124.97	11	1550	16900	
118.43	12	1550	16900	AD_2
103.65	14	1550	16900	
93.38	15	1550	16900	
81.92	17	1550	16900	
72.57	19	1550	16900	
63.68	22	1550	15800	
60.35	23	1550	15200	
52.82	27	1550	13500	
47.58	29	1550	16900	
41.74	34	1550	16900	
36.84	38	1550	16800	AD_3
32.66	43	1550	16000	
27.88	50	1550	15100	
2-stage				
34.40	41	1550	9480	AD_3
31.40	45	1550	7820	
27.84	50	1550	15000	
23.40	60	1550	13900	
21.51	65	1550	13600	
19.10	73	1440	13000	
17.08	82	1390	12600	AD_4
15.35	91	1340	12100	
13.33	105	1280	11600	
11.93	117	1230	11200	
9.90	141	1180	10400	
9.14	153	1210	10500	
8.22	170	1160	10200	
7.13	196	1070	9780	AD_5
6.39	219	1020	9450	
5.30	254	910	8980	

JRTR99			3000Nm	
i	n_a [r/min]	M_{amax} [Nm]	F_{Ra} [N]	AD
3-stage				
289.74	4.8	3000	19800	
255.71	5.5	3000	19800	
241.25	5.8	3000	19800	
216.28	6.5	3000	19800	
186.30	7.5	3000	19800	
170.02	8.2	3000	19800	
150.78	9.3	3000	19800	
126.75	11	3000	19800	AD_3
116.48	12	3000	19800	
103.44	14	3000	19800	
92.48	15	3000	19800	
83.15	17	3000	19800	
72.17	19	3000	19800	
65.21	21	3000	19800	
59.92	23	3000	19800	
53.21	26	3000	19800	
47.58	29	3000	19800	
42.78	33	3000	19800	
37.13	38	3000	18600	AD_4
33.25	42	2890	17900	
27.58	51	2670	16900	
2-stage				
32.05	44	2560	10600	AD_4
27.19	51	2560	8380	
25.03	56	2830	15900	
22.37	63	2720	15300	
20.14	70	2610	14800	
18.24	77	2500	14400	
16.17	87	2400	13800	
14.62	96	2300	13400	
12.39	113	2190	12700	AD_5
10.83	129	2090	12100	
9.29	151	2030	12200	
8.39	167	2030	11700	
7.12	197	2000	10900	
6.21	225	1890	10500	
5.20	269	1780	9850	AD_6
4.50	311	1630	9500	

JRTR109-149 n_e=1400r/min



JRTR109			4300Nm	
i	n_a [r/min]	M_{amax} [Nm]	F_{Ra} [N]	AD
3-stage				
251.15	5.6	4300	29500	
229.95	6.1	4300	29500	
203.16	6.9	4300	29500	
172.34	8.1	4300	29500	
158.68	8.8	4300	29500	
141.83	9.9	4300	29500	AD_3
127.68	10	4300	29500	
115.63	12	4300	29500	
102.53	14	4300	29500	
92.70	15	4300	29500	
78.57	18	4300	29500	
72.88	19	4300	29500	
65.60	21	4300	29200	
59.41	24	4300	28000	
52.68	27	4300	26600	
47.63	29	4300	25500	AD_4
40.37	35	4300	23800	
35.26	40	4300	22400	
29.49	47	4300	20700	
2-stage				
30.77	45	4300	21100	
27.58	51	4300	20100	
24.90	56	4300	19200	
22.62	62	4300	18300	AD_4
20.07	70	4300	17300	
18.21	77	4300	16600	
15.65	89	4300	15400	
13.66	102	4300	14400	
11.59	121	4300	13300	
10.13	138	4300	12400	
8.56	164	4300	11300	
7.86	178	2970	13800	AD_6
6.66	210	2970	12800	
5.82	241	2970	12100	
4.92	285	2900	11300	

JRTR139			8000Nm	
i	n_a [r/min]	M_{amax} [Nm]	F_{Ra} [N]	AD
3-stage				
222.60	6.3	8000	53400	
188.45	7.4	8000	53400	
174.40	8.0	8000	53400	
156.31	9.0	8000	53400	
141.12	9.9	8000	53400	
128.18	11	8000	53400	AD_4
113.72	12	8000	53400	
103.20	14	8000	53400	
88.70	16	8000	53400	
80.91	17	8000	53400	
73.49	19	8000	53400	
65.20	21	8000	53400	
59.17	24	8000	53400	
50.86	28	8000	53400	
44.39	32	8000	53400	
37.65	37	8000	53400	AD_5
32.91	43	8000	53400	
27.83	50	7680	54100	
2-stage				
29.57	47	7780	53900	AD_6
24.12	58	8000	49400	
22.00	64	8000	47100	
19.04	74	8000	43500	
16.80	83	8000	40600	
14.51	96	8000	37300	
12.83	109	8000	34700	AD_7
10.79	130	8000	31100	
8.71	161	7840	27600	
7.59	184	5110	39000	
6.38	219	5110	35900	
5.15	272	4600	34500	

JRTR149			13000Nm	
i	n_a [r/min]	M_{amax} [Nm]	F_{Ra} [N]	AD
3-stage				
163.31	8.6	13000	62700	
146.91	9.5	13000	62700	
119.86	12	13000	62700	AD_4
109.31	13	13000	62700	
94.60	15	13000	62700	
83.47	17	13000	62700	
72.09	19	13000	62700	
66.99	21	13000	62700	
61.09	23	13000	62700	AD_5
52.87	26	13000	62700	
46.65	30	13000	62700	
40.29	35	13000	62700	AD_6
35.64	39	13000	62700	
29.95	47	13000	62700	AD_7
24.19	58	11900	64700	
2-stage				
20.44	68	12000	64600	
18.04	78	10500	67000	
15.64	90	13000	62700	
13.91	101	12600	63400	
11.99	117	13000	60400	
9.74	144	13000	54400	AD_8
8.26	169	13000	49900	
7.25	193	8670	58400	
5.89	238	8670	53200	
5.00	280	8670	49300	

JRTR169-189 n_e=1400 r/min



JRTR169			18000 Nm	
i	n_a [r/min]	M_{amax} [Nm]	F_{Ra} [N]	AD
3-stage				
229.71	6.1	18000	120000	
186.93	7.5	18000	120000	
153.07	9.1	18000	120000	
139.98	10	18000	120000	
121.81	11	18000	120000	AD_5
107.49	13	18000	120000	
93.19	15	18000	120000	
82.91	17	18000	120000	
73.70	19	18000	120000	
67.40	21	18000	120000	
58.65	24	18000	120000	AD_6
51.76	27	18000	120000	
44.87	31	18000	120000	
39.92	35	18000	120000	AD_7
34.41	41	18000	120000	
27.96	50	18000	120000	AD_8
23.71	59	18000	116500	
2-stage				
46.00	30	7000	120000	AD_5
37.74	37	9000	120000	AD_6
30.71	46	10000	120000	
24.57	57	14000	120000	
21.85	64	13000	120000	
19.03	74	16000	111400	
16.98	82	15000	108900	AD_8
14.48	97	18000	93800	
11.99	117	17000	88700	
10.24	137	17000	82500	

JRTR179			32000 Nm	
i	n_a [r/min]	M_{amax} [Nm]	F_{Ra} [N]	AD
3-stage				
182.73	7.66	32000	150000	AD5
149.94	9.34	32000	150000	
122.00	11.48	32000	150000	AD6
97.60	14.34	32000	147200	
86.80	16.13	32000	140100	
75.62	18.51	32000	132000	AD7
67.47	20.75	32000	125600	
57.51	24.35	32000	117000	
47.65	29.38	32000	107400	
40.67	34.42	32000	99700	
32.30	43.34	32000	93700	AD8
28.82	48.58	32000	88600	
24.56	57.00	32000	81700	
20.35	68.80	32000	74000	
17.37	80.60	32000	67900	
2-stage				
36.12	38.76	15000	145000	
29.64	47.23	18000	132000	
24.12	58.05	20000	120000	
19.29	72.57	31000	91000	
17.16	81.60	27000	92000	
14.95	93.66	32000	78000	咨询杰牌
13.34	104.97	31000	77000	
11.37	123.16	32000	68000	
9.60	145.83	31000	64000	
8.19	170.94	29000	62000	

JRTR189			50000 Nm	
i	n_a [r/min]	M_{amax} [Nm]	F_{Ra} [N]	AD
3-stage				
160.87	8.70	50000	190000	AD6
147.76	9.47	50000	190000	
129.32	10.83	50000	190000	
115.99	12.07	50000	188200	AD7
100.71	13.90	50000	177200	
91.38	15.32	50000	169000	
78.71	17.79	50000	159000	
66.15	21.16	50000	147000	
57.28	24.44	50000	137500	
47.73	29.33	50000	126100	
44.75	31.28	50000	116600	
40.61	34.48	50000	112700	AD8
34.98	40.03	50000	107200	
29.40	47.62	50000	99100	
25.45	55.01	47600	90200	
21.21	66.01	43900	86800	
18.08	77.42	41400	84000	
2-stage				
20.19	69.33	45000	177200	
18.32	76.41	42000	169900	
15.78	88.70	50000	159000	
13.26	105.55	48000	147000	咨询杰牌
11.48	121.90	48000	137500	
9.57	146.28	45000	126100	
8.16	171.57	45000	116000	

JRTR29/39R19,JRTR49R39 n_e=1400 r/min



JRTR29R19				130Nm	
i	n_a [r/min]	Stage R29	Stage R19	M_{amax} [Nm]	F_{Ra} [N]
8612	0.16	3	3	130	4230
7425	0.19	3	3	130	4230
6921	0.20	3	3	130	4230
6050	0.23	3	3	130	4230
5217	0.27	3	3	130	4230
4661	0.30	3	3	130	4230
4073	0.34	3	3	130	4230
3516	0.40	3	3	130	4230
3160	0.44	3	3	130	4230
2763	0.51	3	3	130	4230
2414	0.58	3	3	130	4230
2110	0.66	3	3	130	4230
1862	0.75	3	3	130	4230
1822	0.77	2	3	130	4230
1625	0.86	3	3	130	4230
1580	0.89	2	3	130	4230
1464	0.96	2	3	130	4230
1434	0.98	3	3	130	4230
1270	1.1	2	3	130	4230
1254	1.1	3	3	130	4230
1101	1.3	3	2	130	4230
1100	1.3	2	3	130	4230
972	1.4	2	3	130	4230
962	1.5	3	2	130	4230
848	1.7	3	2	130	4230
840	1.7	2	3	130	4230
743	1.9	3	2	130	4230
741	1.9	2	3	130	4230
654	2.1	2	3	130	4230
649	2.2	3	2	130	4230
567	2.5	3	2	130	4230
566	2.5	2	3	130	4230
509	2.8	3	2	130	4230
499	2.8	2	3	130	4230
440	3.2	2	2	130	4230
432	3.2	3	2	130	4230
387	3.6	3	2	130	4230
381	3.7	2	2	130	4230
339	4.1	3	2	130	4230
329	4.3	2	2	130	4230
296	4.7	3	2	130	4230
290	4.8	2	2	130	4230
259	5.4	3	2	130	4230
256	5.5	2	2	130	4230
229	6.1	3	2	130	4230
227	6.2	2	2	130	4230
203	6.9	2	2	130	4230
200	7.0	3	2	130	4230
179	7.8	2	2	130	4230
177	7.9	3	2	130	4230
166	8.4	3	2	130	4230
156	9.0	2	2	130	4230
150	9.3	3	2	130	4230
141	9.9	3	2	130	4230
135	10	2	2	130	4230
124	11	3	2	130	4230
118	12	2	2	130	4230
110	13	3	2	130	4230
104	13	2	2	130	4230
94	15	3	2	130	4230
90	16	2	2	130	4230

JRTR39R19				200Nm	
i	n_a [r/min]	Stage R39	Stage R19	M_{amax} [Nm]	F_{Ra} [N]
8595	0.16	3	3	200	4950
7411	0.19	3	3	200	4950
6907	0.20	3	3	200	4950
6038	0.23	3	3	200	4950
5206	0.27	3	3	200	4950
4654	0.30	3	3	200	4950
4065	0.34	3	3	200	4950
3658	0.38	3	3	200	4950
3154	0.44	3	3	200	4950
2757	0.51	3	3	200	4950
2409	0.58	3	3	200	4950
2106	0.66	3	3	200	4950
1856	0.75	3	3	200	4950
1818	0.77	2	3	200	4950
1622	0.86	3	3	200	4950
1576	0.89	2	3	200	4950
1431	0.98	3	3	200	4950
1359	1.0	2	3	200	4950
1267	1.1	2	3	200	4950
1251	1.1	3	3	200	4950
1099	1.3	3	2	200	4950
1098	1.3	2	3	200	4950
970	1.4	2	3	200	4950
960	1.5	3	2	200	4950
847	1.7	3	2	200	4950
839	1.7	2	3	200	4950
741	1.9	3	2	200	4950
740	1.9	2	3	200	4950
653	2.1	2	3	200	4950
647	2.2	3	2	200	4950
577	2.4	2	3	200	4950
566	2.5	3	2	200	4950
508	2.8	3	2	200	4950
498	2.8	2	3	200	4950
439	3.2	2	2	200	4950
431	3.2	3	2	200	4950
387	3.6	3	2	200	4950
378	3.7	2	2	200	4950
338	4.1	3	2	200	4950
328	4.3	2	2	200	4950
296	4.7	3	2	200	4950
289	4.8	2	2	200	4950
265	5.3	2	2	200	4950
259	5.4	3	2	200	4950
228	6.1	3	2	200	4950
226	6.2	2	2	200	4950
202	6.9	2	2	200	4950
199	7.0	3	2	200	4950
179	7.8	2	2	200	4950
172	8.1	3	3	200	4950
156	9.0	2	2	200	4950
150	9.3	3	3	200	4950
135	10	2	3	200	4950
130	11	3	2	200	4950
127	11	2	3	200	4950
124	11	3	2	200	4950
110	13	3	2	200	4950
104	13	2	3	200	4950
94	15	3	2	200	4950
90	16	2	2	200	4950

JRTR49R39				300Nm	
i	n_a [r/min]	Stage R49	Stage R39	M_{amax} [Nm]	F_{Ra} [N]
13598	0.10	3	3	300	5420
12472	0.11	3	3	300	5420
10619	0.13	3	3	300	5420
9155	0.15	3	3	300	5420
8534	0.16	3	3	300	5420
7460	0.19	3	3	300	5420
6993	0.20	3	3	300	5420
6171	0.23	3	3	300	5420
5624	0.25	3	3	300	5420
4849	0.29	3	3	300	5420
4520	0.31	3	3	300	5420
3951	0.35	3	3	300	5420
3704	0.38	3	3	300	5420
3268	0.43	3	3	300	5420
2898	0.48	3	3	300	5420
2856	0.49	3	2	300	5420
2625	0.53	3	2	300	5420
2598	0.54	2	3	300	5420
2463	0.57	3	3	300	5420
2383	0.59	2	3	300	5420
2246	0.62	3	2	300	5420
2029	0.69	2	3	300	5420
1948	0.72	3	2	300	5420
1821	0.77	3	2	300	5420
1749	0.80	2	3	300	5420
1630	0.86	2	3	300	5420
1573	0.89	2	2	300	5420
1425	0.98	3	3	300	5420
1336	1.0	2	3	300	5420
1193	1.2	3	2	300	5420
1179	1.2	2	3	300	5420
1074	1.3	2	3	300	5420
1020	1.4	3	2	300	5420
955	1.5	3	2	300	5420
927	1.5	2	3	300	5420
863	1.6	2	3	300	5420
804	1.7	3	2	300	5420
755	1.9	2	3	300	5420
708	2.0	2	3	300	5420
673	2.1	3	2	300	5420
624	2.2	2	3	300	5420
572	2.4	3	2	300	5420
554	2.5	2	3	300	5420
546	2.6	2	2	300	5420
510	2.7	3	2	300	5420
502	2.8	2	2	300	5420
471	3.0	2	3	300	5420
436	3.2	3	2	300	5420
429	3.3	2	2	300	5420
408	3.4	3	2	300	5420
372	3.8	2	2	300	5420
348	4.0	2	2	300	5420
344	4.1	3	2	300	5420
301	4.7	2	2	300	5420
255	5.5	2	2	300	5420
228	6.1	2	2	300	5420
195	7.2	2	2	300	5420
182	7.7	2	2	300	5420
154	9.1	2	2	300	5420
129	11	2	2	300	5420
109	13	2	2	300	5420
98	14	2	2	300	5420

JRTR59/69/79R39 n_e=1400 r/min



JRTR59R39				450Nm	
i	n_a [r/min]	Stage R59	R39	M_{amax} [Nm]	F_{Ra} [N]
14369	0.10	3	3	450	7110
12095	0.12	3	3	450	7110
10860	0.13	3	3	450	7110
9445	0.15	3	3	450	7110
8480	0.17	3	3	450	7110
7312	0.19	3	3	450	7110
6521	0.21	3	3	450	7110
5585	0.25	3	3	450	7110
4928	0.28	3	3	450	7110
4378	0.32	3	3	450	7110
3873	0.36	3	3	450	7110
3344	0.42	3	3	450	7110
2957	0.47	2	3	450	7110
2907	0.48	3	3	450	7110
2567	0.55	3	3	450	7110
2508	0.56	2	3	450	7110
2309	0.61	2	3	450	7110
2244	0.62	3	3	450	7110
1991	0.70	2	3	450	7110
1967	0.71	3	3	450	7110
1768	0.79	2	3	450	7110
1732	0.81	3	2	450	7110
1555	0.90	3	2	450	7110
1520	0.92	2	3	450	7110
1399	1.0	3	2	450	7110
1342	1.0	2	3	450	7110
1189	1.2	3	2	450	7110
1164	1.2	2	3	450	7110
1034	1.4	3	2	450	7110
1027	1.4	2	3	450	7110
894	1.6	2	3	450	7110
805	1.7	2	3	450	7110
782	1.8	3	2	450	7110
683	2.0	2	3	450	7110
678	2.1	3	2	450	7110
604	2.3	3	2	450	7110
603	2.3	2	3	450	7110
537	2.6	3	2	450	7110
534	2.6	2	3	450	7110
471	3.0	3	2	450	7110
454	3.1	2	3	450	7110
410	3.4	2	3	450	7110
359	3.9	2	2	450	7110
357	3.9	3	2	450	7110
324	4.3	2	2	450	7110
319	4.4	3	2	450	7110
290	4.8	2	2	450	7110
273	5.1	3	2	450	7110
262	5.3	2	2	450	7110
246	5.7	2	2	450	7110
241	5.8	3	2	450	7110
220	6.4	2	2	450	7110
215	6.5	3	2	450	7110
188	7.4	2	2	450	7110
187	7.5	3	2	450	7110
164	8.5	3	2	450	7110
159	8.8	2	2	450	7110
146	9.6	2	2	450	7110
142	9.9	3	2	450	7110
134	10	2	2	450	7110

JRTR69R39				600Nm	
i	n_a [r/min]	Stage R69	R39	M_{amax} [Nm]	F_{Ra} [N]
15361	0.09	3	3	600	7560
12931	0.11	3	3	600	7560
11996	0.12	3	3	600	7560
10097	0.14	3	3	600	7560
9066	0.15	3	3	600	7560
7816	0.18	3	3	600	7560
6732	0.21	3	3	600	7560
5970	0.23	3	3	600	7560
5268	0.27	3	3	600	7560
4680	0.30	3	3	600	7560
4136	0.34	3	3	600	7560
3566	0.39	3	3	600	7560
3125	0.45	3	3	600	7560
2745	0.51	3	3	600	7560
2682	0.52	2	3	600	7560
2460	0.57	2	3	600	7560
2403	0.58	3	3	600	7560
2136	0.66	3	2	600	7560
2094	0.67	2	3	600	7560
1852	0.76	3	2	600	7560
1805	0.78	2	3	600	7560
1652	0.85	3	2	600	7560
1629	0.86	2	3	600	7560
1471	0.95	2	3	600	7560
1432	0.98	3	2	600	7560
1379	1.0	2	3	600	7560
1259	1.1	3	2	600	7560
1109	1.3	2	3	600	7560
1106	1.3	3	2	600	7560
956	1.5	2	3	600	7560
891	1.6	2	3	600	7560
836	1.7	3	2	600	7560
750	1.9	3	2	600	7560
730	1.9	2	3	600	7560
646	2.2	3	2	600	7560
644	2.2	2	3	600	7560
574	2.4	3	2	600	7560
571	2.5	2	3	600	7560
495	2.8	3	2	600	7560
486	2.9	2	3	600	7560
443	3.2	2	2	600	7560
438	3.2	3	2	600	7560
388	3.6	3	2	600	7560
384	3.6	2	2	600	7560
359	3.9	2	2	600	7560
344	4.1	3	2	600	7560
310	4.5	2	2	600	7560
294	4.8	3	2	600	7560
264	5.3	2	2	600	7560
261	5.4	3	2	600	7560
235	6.0	2	2	600	7560
234	6.0	3	2	600	7560
201	7.0	2	2	600	7560
200	7.0	3	2	600	7560
181	7.7	2	2	600	7560
181	7.7	2	2	600	7560
176	8.0	3	2	600	7560
159	8.8	2	2	600	7560
158	8.9	3	2	600	7560

JRTR79R39				820Nm	
i	n_a [r/min]	Stage R79	R39	M_{amax} [Nm]	F_{Ra} [N]
16370	0.09	3	3	820	9920
15015	0.09	3	3	820	9920
13885	0.10	3	3	820	9920
12783	0.11	3	3	820	9920
11021	0.13	3	3	820	9920
9788	0.14	3	3	820	9920
8714	0.16	3	3	820	9920
7617	0.18	3	3	820	9920
6770	0.21	3	3	820	9920
5838	0.24	3	3	820	9920
5184	0.27	3	3	820	9920
4470	0.31	3	3	820	9920
3999	0.35	3	3	820	9920
3488	0.40	3	3	820	9920
3151	0.44	2	3	820	9920
3053	0.46	3	3	820	9920
2890	0.48	2	3	820	9920
2671	0.52	3	3	820	9920
2460	0.57	2	3	820	9920
2345	0.60	3	2	820	9920
2121	0.66	2	3	820	9920
2070	0.68	3	2	820	9920
1977	0.71	2	3	820	9920
1822	0.77	3	2	820	9920
1728	0.81	2	3	820	9920
1620	0.86	2	3	820	9920
1580	0.89	3	2	820	9920
1430	0.98	2	3	820	9920
1394	1.0	3	2	820	9920
1303	1.1	2	3	820	9920
1218	1.1	3	2	820	9920
1124	1.2	2	3	820	9920
1084	1.3	3	2	820	9920
1047	1.3	2	3	820	9920
940	1.5	3	2	820	9920
915	1.5	2	3	820	9920
858	1.6	2	3	820	9920
821	1.7	3	2	820	9920
757	1.8	2	3	820	9920
731	1.9	3	2	820	9920
671	2.1	2	3	820	9920
646	2.2	3	2	820	9920
571	2.5	2	3	820	9920
560	2.5	3	2	820	9920
520	2.7	2	2	820	9920
488	2.9	3	2	820	9920
451	3.1	2	2	820	9920
436	3.2	3	2	820	9920
422	3.3	2	2	820	9920
373	3.8	3	2	820	9920
365	3.8	2	2	820	9920
327	4.3	3	2	820	9920
310	4.5	2	2	820	9920
289	4.8	3	2	820	9920
276	5.1	2	2	820	9920
260	5.4	3	2	820	9920
236	5.9	2	2	820	9920
224	6.2	3	2	820	9920
221	6.3	2	2	820	9920
197	7.1	3	2	820	9920
186	7.5	2	2	820	9920
169	8.3	3	2	820	9920
149	9.4	3	2	820	9920

JRTR89/99R59,JRTR109R79 n_e=1400 r/min



JRTR89R59				1550 Nm	
i	n_a [r/min]	Stage R89	Stage R59	M_{amax} [Nm]	F_{Ra} [N]
17452	0.08	3	3	1550	16900
15310	0.09	3	3	1550	16900
13813	0.10	3	3	1550	16900
12025	0.12	3	3	1550	16900
10549	0.13	3	3	1550	16900
9244	0.15	3	3	1550	16900
8109	0.17	3	3	1550	16900
7038	0.20	3	3	1550	16900
6174	0.23	3	3	1550	16900
5449	0.26	3	3	1550	16900
4831	0.29	3	3	1550	16900
4206	0.33	3	3	1550	16900
4020	0.35	2	3	1550	16900
3744	0.37	3	3	1550	16900
3703	0.38	2	3	1550	16900
3233	0.43	3	3	1550	16900
3182	0.44	2	3	1550	16900
2873	0.49	3	3	1550	16900
2770	0.51	2	3	1550	16900
2595	0.54	2	3	1550	16900
2518	0.56	3	3	1550	16900
2209	0.63	3	3	1550	16900
2129	0.66	2	3	1550	16900
1961	0.71	3	3	1550	16900
1930	0.73	2	3	1550	16900
1737	0.81	3	2	1550	16900
1733	0.81	2	3	1550	16900
1524	0.92	3	2	1550	16900
1489	0.94	2	3	1550	16900
1395	1.0	2	3	1550	16900
1303	1.1	3	2	1550	16900
1232	1.1	2	3	1550	16900
1145	1.2	2	3	1550	16900
1143	1.2	3	2	1550	16900
1037	1.4	2	3	1550	16900
1008	1.4	3	2	1550	16900
994	1.4	3	3	1550	16900
931	1.5	2	2	1550	16900
885	1.6	3	2	1550	16900
881	1.6	3	3	1550	16900
802	1.7	2	3	1550	16900
776	1.8	3	2	1550	16900
754	1.9	2	3	1550	16900
685	2.0	3	2	1550	16900
649	2.2	2	3	1550	16900
599	2.3	3	2	1550	16900
580	2.4	2	3	1550	16900
538	2.6	2	2	1550	16900
525	2.7	3	2	1550	16900
472	3.0	2	2	1550	16900
456	3.1	3	2	1550	16900
400	3.5	2	2	1550	16900
398	3.5	3	2	1550	16900
361	3.9	2	2	1550	16900
352	4.0	3	2	1550	16900
305	4.6	3	2	1550	16900
300	4.7	2	2	1550	16900
268	5.2	3	2	1550	16900
256	5.5	2	2	1550	16900
236	5.9	3	2	1550	16900
232	6.0	2	2	1550	16900
232	6.0	2	2	1550	16900
209	6.7	3	2	1550	16900
195	7.2	2	2	1550	16900

JRTR99R59				3000 Nm	
i	n_a [r/min]	Stage R99	Stage R59	M_{amax} [Nm]	F_{Ra} [N]
21769	0.06	3	3	3000	19800
19332	0.07	3	3	3000	19800
17230	0.08	3	3	3000	19800
14999	0.09	3	3	3000	19800
13320	0.11	3	3	3000	19800
11156	0.13	3	3	3000	19800
10030	0.14	3	3	3000	19800
8706	0.16	3	3	3000	19800
7692	0.18	3	3	3000	19800
6708	0.21	3	3	3000	19800
5931	0.24	3	3	3000	19800
5161	0.27	3	3	3000	19800
4678	0.30	2	3	3000	19800
4559	0.31	3	3	3000	19800
4309	0.32	2	3	3000	19800
4004	0.35	3	3	3000	19800
3702	0.38	2	3	3000	19800
3481	0.40	3	3	3000	19800
3065	0.46	3	2	3000	19800
3019	0.46	2	3	3000	19800
2722	0.51	3	2	3000	19800
2668	0.52	2	3	3000	19800
2311	0.61	3	2	3000	19800
2245	0.62	2	3	3000	19800
2078	0.67	3	2	3000	19800
2016	0.69	2	3	3000	19800
1823	0.77	3	2	3000	19800
1733	0.81	2	3	3000	19800
1623	0.86	2	3	3000	19800
1583	0.88	3	2	3000	19800
1434	0.98	2	3	3000	19800
1396	1.0	3	2	3000	19800
1228	1.1	3	2	3000	19800
1207	1.2	2	3	3000	19800
1084	1.3	2	3	3000	19800
1069	1.3	3	2	3000	19800
938	1.5	3	2	3000	19800
934	1.5	2	3	3000	19800
878	1.6	2	3	3000	19800
824	1.7	3	2	3000	19800
755	1.9	2	3	3000	19800
737	1.9	3	2	3000	19800
632	2.2	3	2	3000	19800
625	2.2	2	2	3000	19800
560	2.5	3	2	3000	19800
549	2.6	2	2	3000	19800
484	2.9	3	2	3000	19800
466	3.0	2	2	3000	19800
431	3.2	3	2	3000	19800
420	3.3	2	2	3000	19800
379	3.7	3	2	3000	19800
370	3.8	2	2	3000	19800
349	4.0	2	2	3000	19800
336	4.2	3	2	3000	19800
297	4.7	2	2	3000	19800
296	4.7	3	2	3000	19800
270	5.2	2	2	3000	19800
249	5.6	3	2	3000	19800
234	6.0	3	2	3000	19800
227	6.2	2	2	3000	19800
209	6.7	3	2	3000	19800
249	5.6	2	2	3000	19800

JRTR109R79				4300 Nm	
i	n_a [r/min]	Stage R109	Stage R79	M_{amax} [Nm]	F_{Ra} [N]
20018	0.07	3	3	4300	29500
17080	0.08	3	3	4300	29500
14936	0.09	3	3	4300	29500
12829	0.11	3	3	4300	29500
11256	0.12	3	3	4300	29500
9547	0.15	3	3	4300	29500
8618	0.16	3	3	4300	29500
7583	0.18	3	3	4300	29500
6743	0.21	3	3	4300	29500
5914	0.24	3	3	4300	29500
5168	0.27	3	3	4300	29500
4435	0.32	3	3	4300	29500
3918	0.36	2	3	4300	29500
3896	0.36	3	3	4300	29500
3432	0.41	3	3	4300	29500
3343	0.42	2	3	4300	29500
3039	0.46	3	3	4300	29500
3034	0.46	2	3	4300	29500
2688	0.52	3	3	4300	29500
2653	0.53	2	3	4300	29500
2339	0.60	3	3	4300	29500
2280	0.61	2	3	4300	29500
2067	0.68	2	3	4300	29500
1987	0.70	3	2	4300	29500
1827	0.77	3	2	4300	29500
1693	0.83	2	3	4300	29500
1599	0.88	3	2	4300	29500
1550	0.90	2	3	4300	29500
1407	1.0	2	3	4300	29500
1400	1.0	3	2	4300	29500
1226	1.1	3	2	4300	29500
1209	1.2	2	3	4300	29500
1104	1.3	3	2	4300	29500
1055	1.3	2	3	4300	29500
939	1.5	3	2	4300	29500
919	1.5	2	3	4300	29500
822	1.7	3	2	4300	29500
815	1.7	2	3	4300	29500
717	2.0	2	3	4300	29500
626	2.2	2	3	4300	29500
614	2.3	3	2	4300	29500
544	2.6	3	2	4300	29500
528	2.7	2	3	4300	29500
492	2.8	3	2	4300	29500
469	3.0	2	2	4300	29500
426	3.3	2	2	4300	29500
417	3.4	3	2	4300	29500
377	3.7	2	2	4300	29500
369	3.8	3	2	4300	29500
325	4.3	2	2	4300	29500
323	4.3	3	2	4300	29500
285	4.9	3	2	4300	29500
284	4.9	2	2	4300	29500
256	5.5	2	2	4300	29500
253	5.5	3	2	4300	29500
220	6.4	2	2	4300	29500
214	6.5	3	2	4300	29500
193	7.3	2	2	4300	29500
187	7.5	3	2	4300	29500
172	8.1	2	2	4300	29500

JRTR139/149R79,JRTR149R89 , n_e=1400r/min



JRTR139R79				8000Nm	
i	n_a [r/min]	Stage R139	R79	M_{amax} [Nm]	F_{Ra} [N]
22203	0.06	3	3	8000	53400
18945	0.07	3	3	8000	53400
16566	0.08	3	3	8000	53400
14777	0.09	3	3	8000	53400
12921	0.11	3	3	8000	53400
11712	0.12	3	3	8000	53400
10573	0.13	3	3	8000	53400
8784	0.16	3	3	8000	53400
7479	0.19	3	3	8000	53400
6559	0.21	3	3	8000	53400
5834	0.24	3	3	8000	53400
5116	0.27	3	3	8000	53400
4709	0.30	2	3	8000	53400
4464	0.31	3	3	8000	53400
4018	0.35	2	3	8000	53400
3928	0.36	3	3	8000	53400
3514	0.40	2	3	8000	53400
3454	0.41	3	3	8000	53400
3338	0.42	2	3	8000	53400
2993	0.47	3	3	8000	53400
2929	0.48	2	3	8000	53400
2658	0.53	3	2	8000	53400
2484	0.56	2	3	8000	53400
2412	0.58	3	2	8000	53400
2242	0.62	2	3	8000	53400
2073	0.68	3	2	8000	53400
1863	0.75	2	3	8000	53400
1839	0.76	3	2	8000	53400
1598	0.88	3	2	8000	53400
1586	0.88	2	3	8000	53400
1397	1.0	3	2	8000	53400
1391	1.0	2	3	8000	53400
1256	1.1	2	3	8000	53400
1226	1.1	3	2	8000	53400
1105	1.3	2	3	8000	53400
1090	1.3	3	2	8000	53400
1043	1.3	2	3	8000	53400
951	1.5	3	2	8000	53400
888	1.6	2	3	8000	53400
831	1.7	3	2	8000	53400
730	1.9	3	2	8000	53400
699	2.0	2	3	8000	53400
629	2.2	3	2	8000	53400
609	2.3	2	3	8000	53400
564	2.5	2	2	8000	53400
560	2.5	3	2	8000	53400
517	2.7	2	2	8000	53400
490	2.9	3	2	8000	53400
453	3.1	2	2	8000	53400
428	3.3	3	2	8000	53400
381	3.7	3	2	8000	53400
376	3.7	2	2	8000	53400
339	4.1	2	2	8000	53400
323	4.3	3	2	8000	53400
297	4.7	2	2	8000	53400
291	4.8	3	2	8000	53400
255	5.5	3	2	8000	53400
223	6.3	3	2	8000	53400
197	7.1	3	2	8000	53400
175	8.0	3	2	8000	53400

JRTR149R79				13000 Nm	
i	n_a [r/min]	Stage R149	R79	M_{amax} [Nm]	F_{Ra} [N]
23401	0.06	3	3	13000	62700
21342	0.07	3	3	13000	62700
18210	0.08	3	3	13000	62700
15923	0.09	3	3	13000	62700
14075	0.10	3	3	13000	62700
12344	0.11	3	3	13000	62700
11143	0.13	3	3	13000	62700
9743	0.14	3	3	13000	62700
8443	0.17	3	3	13000	62700
7307	0.19	3	3	13000	62700
6447	0.22	3	3	13000	62700
5568	0.25	3	3	13000	62700
4926	0.28	3	3	13000	62700
4325	0.32	3	3	13000	62700
3754	0.37	3	3	13000	62700
3302	0.42	3	3	13000	62700
2898	0.48	3	3	13000	62700
2555	0.55	3	2	13000	62700
2211	0.63	3	2	13000	62700
1951	0.72	3	2	13000	62700
1705	0.82	3	2	13000	62700
1536	0.91	3	2	13000	62700
1329	1.1	3	2	13000	62700
1166	1.2	3	2	13000	62700
1029	1.4	3	2	13000	62700
889	1.6	3	2	13000	62700
784	1.8	3	2	13000	62700
695	2.0	3	2	13000	62700
619	2.3	3	2	13000	62700
558	2.5	3	2	13000	62700
489	2.9	3	2	13000	62700
415	3.4	3	2	13000	62700

JRTR149R89				13000Nm	
i	n_a [r/min]	Stage R149	R89	M_{amax} [Nm]	F_{Ra} [N]
533	2.6	3	2	13000	62700
462	3.0	3	2	13000	62700
426	3.3	3	2	13000	62700
368	3.8	3	2	13000	62700
326	4.3	3	2	13000	62700
280	5.0	3	2	13000	62700
247	5.7	3	2	13000	62700
214	6.5	3	2	13000	62700
189	7.4	3	2	13000	62700
159	8.8	3	2	13000	62700

JRTR169R99,JRTR169R109,JRTR179R99 n_e=1400 r/min



JRTR169R99				18000Nm	
i	n_a [r/min]	Stage R169	Stage R99	M_{amax} [Nm]	F_{Ra} [N]
27001	0.05	3	3	18000	120000
22482	0.06	3	3	18000	120000
20002	0.07	3	3	18000	120000
17361	0.08	3	3	18000	120000
15446	0.09	3	3	18000	120000
14051	0.10	3	3	18000	120000
11812	0.12	3	3	18000	120000
10509	0.13	3	3	18000	120000
9631	0.15	3	3	18000	120000
7749	0.18	3	3	18000	120000
6894	0.20	3	3	18000	120000
6077	0.23	3	3	18000	120000
5407	0.26	3	3	18000	120000
4650	0.30	3	3	18000	120000
4129	0.34	3	3	18000	120000
3692	0.38	3	3	18000	120000
3099	0.45	3	3	18000	120000
2657	0.53	3	2	18000	120000
2333	0.60	3	2	18000	120000
2085	0.67	3	2	18000	120000
1877	0.75	3	2	18000	120000
1670	0.84	3	2	18000	120000
1438	0.97	3	2	18000	120000
1279	1.1	3	2	18000	120000
1123	1.2	3	2	18000	120000
999	1.4	3	2	18000	120000
861	1.6	3	2	18000	120000
760	1.8	3	2	18000	120000
656	2.1	3	2	18000	120000
579	2.4	3	2	18000	120000
503	2.8	3	2	18000	120000
432	3.2	3	2	18000	120000
376	3.7	3	2	18000	120000
335	4.2	3	2	18000	120000
303	4.6	3	2	18000	120000
279	5.0	3	2	18000	120000

JRTR169R109				18000 Nm	
i	n_a [r/min]	Stage R169	Stage R109	M_{amax} [Nm]	F_{Ra} [N]
3637	0.38	2	3	18000	120000
3330	0.42	2	3	18000	120000
2757	0.51	2	3	18000	120000
2436	0.57	2	3	18000	120000
2298	0.61	2	3	18000	120000
2066	0.68	2	3	18000	120000
1849	0.76	2	3	18000	120000
1674	0.84	2	3	18000	120000
1485	0.94	2	3	18000	120000
1342	1.0	2	3	18000	120000
1229	1.1	2	3	18000	120000
1111	1.3	2	3	18000	120000
950	1.5	2	3	18000	120000
860	1.6	2	3	18000	120000
763	1.8	2	3	18000	120000
690	2.0	2	3	18000	120000
585	2.4	2	3	18000	120000
511	2.7	2	3	18000	120000
446	3.1	2	2	18000	120000
399	3.5	2	2	18000	120000
361	3.9	2	2	18000	120000
349	4.0	3	2	18000	120000
328	4.3	2	2	18000	120000
295	4.7	3	2	18000	120000
291	4.8	2	2	18000	120000
270	5.2	3	2	18000	120000
264	5.3	2	2	18000	120000
229	6.1	3	2	18000	120000
227	6.2	2	2	18000	120000
200	7.0	3	2	18000	120000
198	7.1	2	2	18000	120000
169	8.3	3	2	18000	120000
168	8.3	2	2	18000	120000

JRTR179R99				32000 Nm	
i	n_a [r/min]	Stage R179	Stage R99	M_{amax} [Nm]	F_{Ra} [N]
21910	0.06	3	3	32000	150000
19337	0.07	3	3	32000	150000
16663	0.08	3	3	32000	150000
14706	0.10	3	3	32000	150000
12857	0.11	3	3	32000	150000
11402	0.12	3	3	32000	150000
9585	0.15	3	3	32000	150000
7289	0.19	3	3	32000	150000
5949	0.24	3	3	32000	150000
5319	0.26	3	3	32000	150000
4531	0.31	3	3	32000	150000
3750	0.37	3	3	32000	150000
3060	0.46	3	3	32000	150000
2514	0.56	3	3	32000	150000
2056	0.68	3	2	32000	150000
1893	0.74	3	2	32000	150000
1564	0.90	3	2	32000	150000
1439	0.97	3	2	32000	150000
1223	1.14	3	2	32000	150000
1049	1.33	3	2	32000	150000
937	1.49	3	2	32000	150000
841	1.67	3	2	32000	150000
703	1.99	3	2	32000	150000
623	2.25	3	2	32000	150000
534	2.62	3	2	32000	150000
470	2.98	3	2	32000	150000
409	3.42	3	2	32000	150000

JRTR179R109,JRTR189R99,JRTR189R109 n_e=1400 r/min



JRTR179R109 32000 Nm

i	n_a [r/min]	Stage R179	Stage R109	M_{amax} [Nm]	F_{Ra} [N]
368	3.81	2	2	32000	150000
350	4.00	2	2	32000	150000
314	4.46	2	2	32000	150000
283	4.95	2	2	32000	150000
257	5.44	2	2	32000	150000
228	6.14	2	2	32000	150000
207	6.76	2	2	32000	150000
178	7.87	2	2	32000	150000

JRTR189R99 50000 Nm

i	n_a [r/min]	Stage R189	Stage R99	M_{amax} [Nm]	F_{Ra} [N]
29180	0.05	3	3	50000	190000
24296	0.06	3	3	50000	190000
19764	0.07	3	3	50000	190000
17123	0.08	3	3	50000	190000
15185	0.09	3	3	50000	190000
12765	0.11	3	3	50000	190000
11731	0.12	3	3	50000	190000
10417	0.13	3	3	50000	190000
9314	0.15	3	3	50000	190000
8374	0.17	3	3	50000	190000
7268	0.19	3	3	50000	190000
6567	0.21	3	3	50000	190000
6035	0.23	3	3	50000	190000
5359	0.26	3	3	50000	190000
4792	0.29	3	3	50000	190000
4308	0.32	3	3	50000	190000
3739	0.37	3	3	50000	190000
3228	0.43	3	2	50000	190000
2738	0.51	3	2	50000	190000
2521	0.56	3	2	50000	190000
2253	0.62	3	2	50000	190000
2028	0.69	3	2	50000	190000
1837	0.76	3	2	50000	190000
1628	0.86	3	2	50000	190000
1436	0.98	3	2	50000	160000
1248	1.12	3	2	50000	190000
1151	1.22	3	2	50000	160000
936	1.50	3	2	50000	190000
845	1.66	3	2	50000	190000
660	2.12	3	2	50000	160000
555	2.52	3	2	50000	160000
471	2.97	3	2	50000	160000

JRTR189R109 50000 Nm

i	n_a [r/min]	Stage R189	Stage R109	M_{amax} [Nm]	F_{Ra} [N]
435	3.22	2	2	50000	160000
393	3.56	2	2	50000	160000
357	3.92	2	2	50000	160000
317	4.42	2	2	50000	160000
287	4.87	2	2	50000	160000
247	5.67	2	2	50000	160000
216	6.49	2	2	50000	160000
183	7.65	2	2	50000	160000
160	8.76	2	2	50000	160000
135	10.36	2	2	50000	160000

4. 选型表注释
Selection table

选型表的结构
Selection table for gearmotor

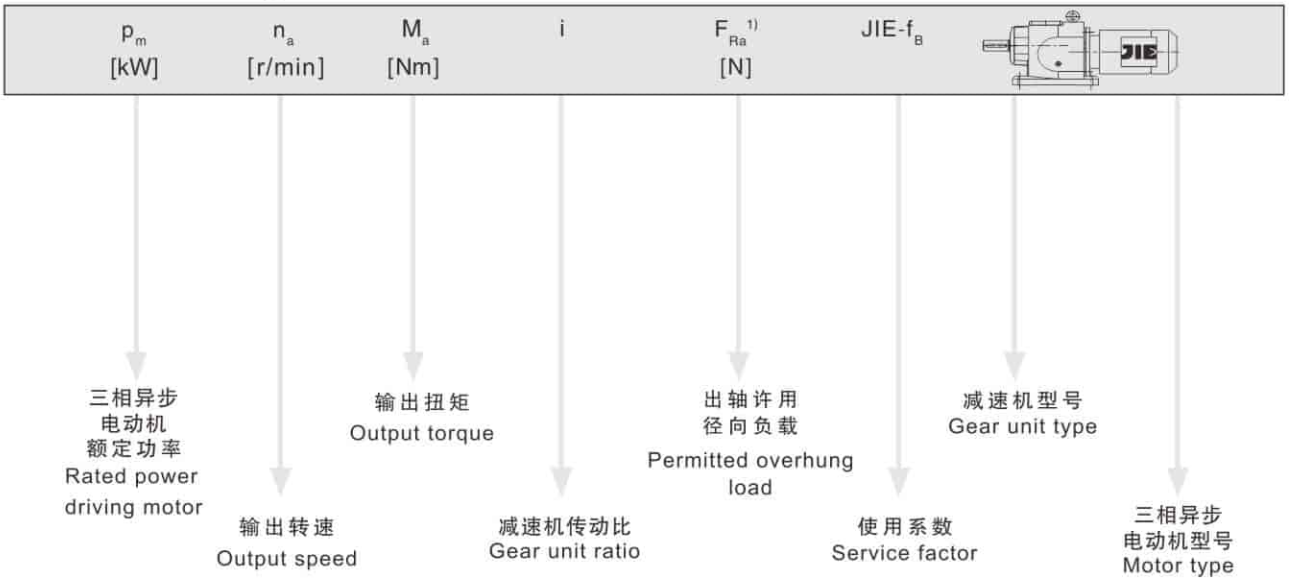

对于特殊低输出转速
For particularly low output speeds



图例 Cuttine

★也可用于EExe电机。

★EExe motor is optional。

1) 实心轴底脚安装齿轮减速机的径向负荷

1)Overhung load specified for foot-mounted gear unit with solid shaft

注意： Notice:

对于特殊低输出转速驱动（多级齿轮减速电机），电机功率必须与减速机的最大允许输出扭矩相对应.

In drives for particularly low output speeds(multi-stage geared motors),the motor power must be limited according to the maximum permitted output torque of the gear unit.

输出转速 Output speed n_a [r/min]	输出扭矩 Output torque T_a [N m]	传动比 Ratio i	出轴许用径向负载 Permitted overhung load F_{Ra} [N]	使用系数 Service factor f_B	型号 Model
0.09kW					
18	49	78.24	1260	1.05	
19	45	71.47	1290	1.10	
23	38	60.32	1340	1.35	
27	32	51.52	1380	1.55	
29	30	47.78	1400	1.70	
31	28	44.16	1420	1.80	JRTR09DN56M4
33	26	41.31	1430	1.95	JRTRF09DN56M4
34	25	40.34	1440	2.0	
36	24	38.51	1440	2.1	
41	21	34.05	1460	2.4	
47	18	29.08	1440	2.8	
51	17	26.97	1410	3.0	
59	15	23.32	1350	3.4	
63	14	21.73	1320	3.7	
75	11	18.31	1260	4.4	
82	10	16.73	1230	4.8	
98	8.8	14.12	1170	5.7	
114	7.5	12.06	1120	6.7	
123	7.0	11.18	1090	72	
143	6.0	9.67	1040	8.3	
153	5.6	9.01	1020	8.9	
176	4.9	7.85	980	10	JRTR09DN56M4
185	4.7	7.48	970	92	JRTRF09DN56M4
202	4.2	6.83	940	10	
239	3.6	5.76	890	11	
280	3.1	4.92	850	12	
302	2.8	4.57	830	13	
350	2.5	3.95	790	14	
375	2.3	3.68	775	14	
430	2.0	3.21	740	16	
0.12kW					
0.06	13300	21342	62000	1.00	
0.08	11400	18210	65700	1.15	JRTR149R79DN63S4
0.09	9930	15923	67900	1.30	JRTRF149R79DN63S4
0.10	8780	14075	69400	1.50	
0.11	7650	12344	70700	1.70	
0.12	6740	11143	71600	1.95	
0.14	6040	9743	72200	2.2	
0.16	4830	8443	73100	2.7	JRTR149R79DN63S4
0.19	4180	7307	73400	3.1	JRTRF149R79DN63S4
0.21	3690	6447	73700	3.5	
0.25	3190	5568	73900	4.1	
0.11	8060	12921	53300	1.00	
0.12	7260	11712	54900	1.10	
0.13	6390	10573	56400	1.25	
0.16	5030	8784	58400	1.60	
0.18	4090	7479	59400	1.95	
0.21	4060	6559	59400	1.95	JRTR139R79DN63S4
0.24	3190	5834	60200	2.5	JRTRF139R79DN63S4
0.27	3170	5116	60200	2.5	

输出转速 Output speed n_a [r/min]	输出扭矩 Output torque T_a [N m]	传动比 Ratio i	出轴许用径向负载 Permitted overhung load F_{Ra} [N]	使用系数 Service factor f_B	型号 Model
0.12kW					
0.18	4410	7583	28800	0.95	
0.20	3690	6743	32400	1.15	
0.23	3660	5914	32500	1.15	
0.27	2830	5168	35500	1.50	JRTR109R79DN63S4
0.31	2540	4435	36100	1.70	JRTRF109R79DN63S4
0.35	2270	3896	36500	1.90	
0.45	1880	3039	36900	2.3	
0.35	2470	3918	36200	1.75	
0.41	2110	3343	36700	2.0	
0.45	1910	3034	36900	2.3	JRTR109R79DN63S4
0.52	1670	2653	37100	2.6	JRTRF109R79DN63S4
0.61	1440	2280	37300	3.0	
0.67	1300	2067	37400	3.3	
0.30	3050	4559	17700	1.00	JRTR99R59DN63S4
0.34	2570	4004	23700	1.15	JRTRF99R59DN63S4
0.40	2270	3481	25200	1.30	
0.29	3240	4678	4840	0.95	
0.32	2980	4309	20400	1.00	
0.37	2560	3702	23700	1.15	JRTR99R59DN63S4
0.46	2080	3019	26100	1.45	JRTRF99R59DN63S4
0.52	1810	2668	27100	1.65	
0.61	1480	2245	27700	2.0	
0.68	1310	2016	27900	2.3	
0.80	1200	1733	28000	2.5	
0.45	2120	3065	25900	1.40	
0.51	1880	2722	26800	1.60	
0.60	1590	2311	27500	1.90	
0.66	1430	2078	27700	2.1	
0.76	1240	1823	28000	2.4	JRTR99R59DN63S4
0.87	1070	1583	28200	2.8	JRTRF99R59DN63S4
0.99	910	1396	28300	3.3	
1.1	775	1228	28400	3.9	
0.48	1770	2873	15200	0.90	JRTR89R59DN63S4
0.70	1300	1961	18500	1.20	JRTRF89R59DN63S4
0.50	1850	2770	10700	0.85	
0.53	1790	2595	15000	0.85	JRTR89R59DN63S4
0.65	1430	2129	17700	1.10	JRTRF89R59DN63S4
0.72	1270	1930	18600	1.20	
0.80	1120	1733	19300	1.40	
0.79	1150	1737	19200	1.35	
0.91	1010	1524	19800	1.55	
1.1	810	1303	20000	1.90	
1.2	710	1143	20000	2.2	JRTR89R59DN63S4
1.6	585	885	20000	2.7	JRTRF89R59DN63S4
1.8	515	776	20000	3.0	
2.0	450	685	20000	3.4	
2.3	360	599	20000	4.3	



输出转速 Output speed n_a [r/min]	输出扭矩 Output torque T_a [N m]	传动比 Ratio i	出轴许用径向负载 Permitted overhung load F_{Ra} [N]	使用系数 Service factor f_B	型号 Model
0.12kW					
0.97	950	1430	8220	0.85	
1.1	940	1303	8660	0.85	
1.2	800	1124	10100	1.05	JRTR79R39DN63S4
1.3	740	1047	10600	1.10	JRTRF79R39DN63S4
1.5	640	915	11300	1.30	
0.99	940	1394	8660	0.85	
1.1	820	1218	9910	1.00	
1.3	740	1084	10600	1.10	
1.5	665	940	11200	1.25	JRTR79R39DN63S4
1.7	525	821	12000	1.55	JRTRF79R39DN63S4
1.9	480	731	12200	1.70	
2.1	460	646	12300	1.80	
2.7	380	520	12600	2.2	
3.1	325	451	12700	2.5	JRTR79R39DN63S4
3.3	300	422	12800	2.7	JRTRF79R39DN63S4
3.8	255	365	12900	3.2	
1.4	655	956	5950	0.90	
1.6	630	891	7190	0.95	
1.9	505	730	8530	1.2	JRTR69R39DN63S4
2.1	440	644	9060	1.35	JRTRF69R39DN63S4
2.4	385	571	9430	1.55	
2.8	320	486	9790	1.85	
1.7	590	836	7670	1.00	
1.8	495	750	8630	1.2	JRTR69R39DN63S4
2.1	440	646	9050	1.35	JRTRF69R39DN63S4
2.4	400	574	9330	1.5	
2.8	345	495	9660	1.75	
3.2	285	438	9940	2.1	
1.8	550	782	4650	0.8	
2.0	455	678	7070	1.00	
2.3	415	604	7260	1.1	JRTR59R39DN63S4
2.6	375	537	7400	1.2	JRTRF59R39DN63S4
2.9	330	471	7550	1.35	
3.9	245	357	7770	1.85	
4.3	215	319	7830	2.1	
3.8	260	359	7730	1.75	
4.3	235	324	7790	1.95	
4.8	205	290	7840	2.2	JRTR59R39DN63S4
5.3	185	262	7880	2.4	JRTRF59R39DN63S4
5.6	171	246	7900	2.6	
6.3	150	220	7930	3.0	
2.4	375	572	2500	0.80	
2.7	345	510	4360	0.85	JRTR49R39DN63S4
3.2	285	436	5490	1.05	JRTRF49R39DN63S4
3.4	265	408	5590	1.1	
4.0	220	344	5790	1.35	

输出转速 Output speed n_a [r/min]	输出扭矩 Output torque T_a [N m]	传动比 Ratio i	出轴许用径向负载 Permitted overhung load F_{Ra} [N]	使用系数 Service factor f_B	型号 Model
0.12kW					
2.8	365	502	3020	0.8	
3.2	315	429	5350	0.95	
3.7	270	372	5580	1.1	
4.0	250	348	5670	1.2	JRTR49R39DN63S4
4.6	210	301	5810	1.4	JRTRF49R39DN63S4
5.4	177	255	5930	1.7	
6.0	156	228	5980	1.95	
7.1	130	195	6040	2.3	
4.1	225	338	4570	0.90	
4.7	210	296	4790	0.95	
5.3	184	259	5130	1.1	JRTR39R19DN63S4
6.0	163	228	5360	1.25	JRTRF39R19DN63S4
6.9	140	199	5550	1.4	
8.0	123	172	5680	1.65	
4.2	240	328	3730	0.85	
4.8	205	289	4880	1.00	
5.2	192	265	5040	1.05	JRTR39R19DN63S4
6.1	156	226	5410	1.3	JRTRF39R19DN63S4
6.8	144	202	5530	1.4	
7.7	125	179	5660	1.6	
6.0	158	229	4090	0.8	JRTR29R19DN63S4
6.9	138	200	4200	0.95	JRTRF29R19DN63S4
7.8	121	177	4270	1.05	
8.3	116	166	4290	1.1	
6.1	157	227	4100	0.85	
6.8	144	203	4170	0.9	JRTR29R19DN63S4
7.7	125	179	4260	1.05	JRTRF29R19DN63S4
8.8	106	156	4330	1.25	
4.6	250	195.24	12900	3.3	JRTR79DN63M6
5.4	210	166.59	13000	3.9	JRTRF79DN63M6
6.2	186	145.67	13000	4.4	
4.5	255	199.81	10100	2.4	
4.9	235	184.07	10100	2.6	
5.7	200	158.14	10300	3.0	JRTR69DN63M6
6.5	175	137.67	10300	3.4	JRTRF69DN63M6
7.0	164	128.97	10400	3.7	
7.9	145	113.94	10400	4.1	
6.9	166	199.81	10300	3.6	JRTR69DN63S4
7.5	153	184.07	10400	3.9	JRTRF69DN63S4
4.8	240	186.89	7780	1.90	
5.2	220	172.17	7820	2.1	
6.1	188	147.92	7870	2.4	JRTR59DN63M6
7.0	164	128.77	7910	2.7	JRTRF59DN63M6
7.5	154	120.63	7920	2.9	
8.4	136	106.58	7950	3.3	
9.1	126	98.99	7960	3.6	

输出转速 Output speed n_a [r/min]	输出扭矩 Output torque T_a [N m]	传动比 Ratio i	出轴许用径向负载 Permitted overhung load F_{Ra} [N]	使用系数 Service factor f_B	型号 Model
0.12kW					
7.4	155	186.89	7920	2.9	
8.0	143	172.17	7940	3.2	JRTR59DN63S4 JRTRF59DN63S4
9.3	123	147.92	7960	3.7	
11	107	128.77	7980	4.2	
5.1	225	176.88	5760	1.35	
5.5	210	162.94	5830	1.45	JRTR49DN63M6 JRTRF49DN63M6
6.4	178	139.99	5920	1.70	
7.4	155	121.87	5980	1.95	
7.8	147	176.88	6000	2.0	
8.5	135	162.94	6030	2.2	
9.9	116	139.99	6070	2.6	JRTR49DN63S4 JRTRF49DN63S4
11	101	121.87	6100	3.0	
12	95	114.17	6110	3.2	
14	84	100.86	6120	3.6	
15	78	93.68	6130	3.9	
6.7	172	134.82	5270	1.15	
7.3	157	123.66	5410	1.25	
8.6	134	105.28	5600	1.50	JRTR39DN63M6 JRTRF39DN63M6
9.9	116	90.77	5730	1.75	
11	108	84.61	5770	1.85	
12	94	73.96	5850	2.1	
10	112	134.82	5750	1.80	
11	103	123.66	5800	1.95	
13	87	105.28	5880	2.3	JRTR39DN63S4 JRTRF39DN63S4
15	75	90.77	5930	2.7	
16	70	84.61	5950	2.8	
19	61	73.96	5980	3.3	
7.3	158	123.91	4090	0.80	
8.5	134	105.49	4210	0.95	JRTR29DN63M6 JRTRF29DN63M6
9.9	116	90.96	4300	1.10	
11	108	84.78	4330	1.20	
12	94	74.11	4370	1.40	
10	112	135.09	4310	1.15	
11	103	123.91	4340	1.25	
13	88	105.49	4390	1.50	
15	76	90.96	4430	1.70	
16	70	84.78	4440	1.85	JRTR29DN63S4 JRTRF29DN63S4
19	62	74.11	4460	2.1	
20	58	69.47	4470	2.3	
23	51	61.30	4400	2.6	
25	46	55.87	4280	2.8	
29	40	48.17	4090	3.3	
31	37	44.90	4000	3.5	
11	104	81.64	1300	0.80	
13	90	70.39	1470	0.95	
14	84	65.61	1860	1.00	JRTR19DN63M6 JRTRF19DN63M6
16	73	57.35	2430	1.15	
17	68	53.76	2500	1.25	
19	60	47.44	2500	1.40	

输出转速 Output speed n_a [r/min]	输出扭矩 Output torque T_a [N m]	传动比 Ratio i	出轴许用径向负载 Permitted overhung load F_{Ra} [N]	使用系数 Service factor f_B	型号 Model
0.12kW					
17	68	81.64	2500	1.25	
20	58	70.39	2500	1.45	
21	55	65.61	2500	1.55	
24	48	57.35	2500	1.80	
26	45	53.76	2500	1.90	
29	39	47.44	2500	2.2	JRTR19DN63S4 JRTRF19DN63S4
31	37	44.18	2500	2.3	
36	32	38.61	2430	2.7	
38	30	36.20	2390	2.8	
43	27	31.94	2310	3.2	
49	24	28.32	2230	3.6	
57	20	24.07	2130	4.3	
55	21	25.23	2160	4.1	
60	19	23.15	2110	4.4	
70	16	19.71	2010	5.2	
81	14	16.99	1920	6.0	
87	13	15.84	1880	6.4	
100	12	13.84	1810	7.4	
106	11	12.98	1770	7.9	
121	9.5	11.45	1710	8.5	JRTR19DN63S4
136	8.4	10.15	1640	9.2	JRTRF19DN63S4
160	7.2	8.63	1560	10	
183	6.3	7.55	1490	8.9	
196	5.8	7.04	1460	9.5	
224	5.1	6.15	1400	11	
239	4.8	5.76	1370	11	
271	4.2	5.09	1320	12	
306	3.7	4.51	1270	13	
360	3.2	3.83	1200	14	
23	50	60.32	1250	1.00	
27	43	51.52	1300	1.15	
29	40	47.78	1330	1.25	
31	37	44.16	1350	1.35	
33	34	41.31	1370	1.45	
34	34	40.34	1370	1.50	JRTR09DN63S4 JRTRF09DN63S4
36	32	38.51	1380	1.55	
41	28	34.05	1410	1.75	
47	24	29.08	1390	2.1	
51	22	26.97	1360	2.2	
59	19	23.32	1320	2.6	
63	18	21.73	1290	2.8	
75	15	18.31	1230	3.3	
82	14	16.73	1200	3.6	
98	12	14.12	1150	4.3	
114	10	12.06	1100	5.0	JRTR09DN63S4 JRTRF09DN63S4
123	9.3	11.18	1070	5.4	
143	8.0	9.67	1030	62	
153	7.5	9.01	1010	6.7	



输出转速 Output speed n_a [r/min]	输出扭矩 Output torque T_a [N m]	传动比 Ratio i	出轴许用径向负载 Permitted overhung load F_{Ra} [1] [N]	使用系数 Service factor f_B	型号 Model
0.12kW					
176	6.5	7.85	970	7.5	
185	6.2	7.48	950	6.9	
202	5.7	6.83	930	7.6	
239	4.8	5.76	880	8.4	
280	4.1	4.92	840	9.1	JRTR09DN63S4
302	3.8	4.57	820	9.5	JRTRF09DN63S4
350	3.3	3.95	785	10	
375	3.1	3.68	765	11	
430	2.7	3.21	735	12	
227	5.0	6.07	4270	8.6	
267	4.3	5.18	4050	17	JRTRX69DN63S4
305	3.8	4.53	3870	22	JRTRXF69DN63S4
321	3.6	4.30	3810	22	
251	4.6	5.50	3360	8.5	
272	4.2	5.07	3270	8.6	
317	3.6	4.35	3120	19	
364	3.1	3.79	2980	22	
389	2.9	3.55	2910	24	
440	2.6	3.14	2800	25	
474	2.4	2.91	2730	28	JRTRX59DN63S4
523	2.2	2.64	2640	31	JRTRXF59DN63S4
582	2.0	2.37	2550	35	
676	1.7	2.04	2430	41	
719	1.6	1.92	2380	43	
835	1.4	1.65	2260	49	
0.18kW					
0.09	15000	14075	50900	0.85	
0.11	13100	12344	62500	1.00	JRTR149R79DN63M4
0.12	11600	11143	65200	1.10	JRTRF149R79DN63M4
0.14	10300	9743	67300	1.25	
0.16	8550	8443	69200	1.50	
0.18	7400	7307	70900	1.75	
0.20	6530	6447	71800	2.0	
0.24	5640	5568	72500	2.3	JRTR149R79DN63M4
0.27	5150	4926	72800	2.5	JRTRF149R79DN63M4
0.31	4420	4325	73300	2.9	
0.35	3920	3754	73600	3.3	
0.40	3380	3302	73800	3.9	
0.15	8900	8784	50100	0.90	
0.18	7390	7479	54600	1.1	
0.20	6950	6559	55500	1.15	
0.23	5770	5834	57400	1.4	JRTR139R79DN63M4
0.26	5420	5116	57900	1.50	JRTRF139R79DN63M4
0.30	4520	4464	59000	1.75	
0.34	3980	3928	59500	2.0	
0.28	5060	4709	58300	1.6	
0.33	4320	4018	59200	1.85	JRTR139R79DN63M4
0.38	3780	3514	59700	2.1	JRTRF139R79DN63M4
0.40	3590	3338	59900	2.2	

输出转速 Output speed n_a [r/min]	输出扭矩 Output torque T_a [N m]	传动比 Ratio i	出轴许用径向负载 Permitted overhung load F_{Ra} [1] [N]	使用系数 Service factor f_B	型号 Model
0.18kW					
0.45	3150	2929	60200	2.5	JRTR139R79DN63M4 JRTRF139R79DN63M4
0.30	4490	4435	28400	0.95	
0.34	3980	3896	31100	1.10	JRTR109R79DN63M4 JRTRF109R79DN63M4
0.43	3220	3039	34200	1.35	
0.34	4210	3918	29000	1.00	
0.39	3590	3343	32400	1.2	
0.44	3260	3034	34100	1.30	JRTR109R79DN63M4
0.50	2850	2653	35400	1.50	JRTRF109R79DN63M4
0.58	2450	2280	36200	1.75	
0.64	2200	2067	36500	1.95	
0.66	2100	1987	36700	2.1	
0.72	1870	1827	36900	2.3	JRTR109R79DN63M4
0.83	1600	1599	37200	2.7	JRTRF109R79DN63M4
0.94	1440	1400	37300	3.0	
1.1	1230	1226	37400	3.5	
0.49	3000	2668	20000	1.0	
0.59	2480	2245	24200	1.2	
0.65	2210	2016	25500	1.35	
0.76	1970	1733	26500	1.5	
0.81	1840	1623	27000	1.65	
0.92	1610	1434	27500	1.85	JRTR99R59DN63M4
1.1	1330	1207	27900	2.3	JRTRF99R59DN63M4
1.2	1190	1084	28000	2.5	
1.4	1000	934	28200	3.0	
1.5	940	878	28300	3.2	
1.8	790	755	28400	3.8	
0.49	3090	2722	15900	0.95	
0.57	2620	2311	23400	1.15	JRTR99R59DN63M4
0.64	2360	2078	24800	1.25	JRTRF99R59DN63M4
0.76	1850	1733	10800	0.85	
0.89	1690	1489	15900	0.9	
0.95	1580	1395	16700	1.0	
1.1	1380	1232	18000	1.1	JRTR89R59DN63M4
1.2	1280	1145	18600	1.2	JRTRF89R59DN63M4
1.3	1150	1037	19200	1.35	
1.4	1020	931	19800	1.5	
1.6	860	802	20000	1.8	
0.76	1850	1737	11200	0.85	
0.87	1680	1524	15900	0.9	
1.0	1390	1303	17900	1.1	JRTR89R59DN63M4
1.2	1220	1143	18900	1.25	JRTRF89R59DN63M4
1.5	980	885	19900	1.6	
1.7	860	776	20000	1.8	
1.5	980	858	5830	0.85	
1.7	850	757	9590	0.95	JRTR79R39DN63M4
2.0	750	671	10500	1.1	JRTRF79R39DN63M4
2.3	630	571	11400	1.3	
1.6	890	821	9230	0.9	JRTR79R39DN63M4 JRTRF79R39DN63M4

输出转速 Output speed n_a [r/min]	输出扭矩 Output torque T_a [N m]	传动比 Ratio i	出轴许用径向负载 Permitted overhung load F_{Ra} [N]	使用系数 Service factor f_B	型号 Model
0.18kW					
1.8	800	731	10100	1.0	
2.0	745	646	10500	1.1	
2.4	645	560	11300	1.25	JRTR79R39DN63M4
2.7	550	488	11800	1.5	JRTRF79R39DN63M4
3.0	490	436	12100	1.7	
3.5	420	373	12400	1.95	
4.0	370	327	12600	2.2	
4.6	330	289	12700	2.5	
2.3	640	571	7060	0.95	JRTR69R39DN63M4
2.7	535	486	8250	1.1	JRTRF69R39DN63M4
2.3	655	574	5820	0.9	
2.7	565	495	7950	1.05	
3.0	480	438	8740	1.25	
3.4	425	388	9160	1.4	JRTR69R39DN63M4
3.8	395	344	9380	1.55	JRTRF69R39DN63M4
4.5	320	294	9800	1.9	
5.1	290	261	9920	2.1	
2.9	500	454	6650	0.90	JRTR59R39DN63M4
3.2	455	410	7090	1.00	JRTRF59R39DN63M4
2.8	540	471	5250	0.85	
3.7	405	357	7300	1.1	
4.1	355	319	7460	1.25	JRTR59R39DN63M4
4.8	300	273	7630	1.5	JRTRF59R39DN63M4
5.5	260	241	7730	1.75	
6.1	235	215	7790	1.95	
3.7	420	359	7230	1.05	
4.1	380	324	7380	1.2	
4.6	335	290	7530	1.35	
5.0	305	262	7620	1.5	JRTR59R39DN63M4
5.3	280	246	7680	1.6	JRTRF59R39DN63M4
6.0	250	220	7750	1.8	
7.0	210	188	7830	2.1	
8.3	177	159	7890	2.6	
4.4	350	301	4150	0.85	
5.2	290	255	5460	1.05	JRTR49R39DN63M4
5.8	260	228	5630	1.15	JRTRF49R39DN63M4
6.8	220	195	5790	1.4	
6.6	230	199	4510	0.85	JRTR39R19DN63M4
7.7	199	172	4960	1.0	JRTRF39R19DN63M4
8.8	173	150	5260	1.15	
5.8	250	226	2090	0.8	
6.5	235	202	4050	0.85	JRTR39R19DN63M4
7.4	205	179	4870	0.95	JRTRF39R19DN63M4
8.5	176	156	5230	1.15	
9.4	157	141	4100	0.85	
11	139	124	4190	0.95	JRTR29R19DN63M4
12	125	110	4260	1.05	JRTRF29R19DN63M4
14	105	94	4340	1.25	

输出转速 Output speed n_a [r/min]	输出扭矩 Output torque T_a [N m]	传动比 Ratio i	出轴许用径向负载 Permitted overhung load F_{Ra} [N]	使用系数 Service factor f_B	型号 Model
0.18kW					
9.8	152	135	4120	0.85	
11	139	118	4190	0.95	JRTR29R19DN63M4
13	121	104	4270	1.1	JRTRF29R19DN63M4
15	105	90	4340	1.25	
4.5	385	195.24	12500	2.1	JRTR79DN71S6
5.2	330	166.59	12700	2.5	JRTRF79DN71S6
6.0	290	145.67	12800	2.9	
6.3	275	138.39	12900	3.0	JRTR79DN71S6
7.2	240	121.42	12900	3.4	JRTRF79DN71S6
6.8	255	195.24	12900	3.2	
7.9	215	166.59	13000	3.8	JRTR79DN63M4
9.1	190	145.67	13000	4.3	JRTRF79DN63M4
9.5	180	138.39	13000	4.6	
4.3	395	199.81	9370	1.50	
4.7	365	184.07	9560	1.65	
5.5	310	158.14	9830	1.90	
6.3	270	137.67	10000	2.2	
6.8	255	128.97	10100	2.4	JRTR69DN71S6
7.6	225	113.94	10200	2.7	JRTRF69DN71S6
8.2	210	105.83	10200	2.9	
9.1	190	95.91	10300	3.2	
10	170	86.11	10300	3.5	
12	147	74.17	10400	4.1	
12	138	69.75	10400	4.4	
6.6	260	199.81	10100	2.3	
7.2	240	184.07	10100	2.5	
8.4	205	158.14	10200	2.9	
9.6	179	137.67	10300	3.4	JRTR69DN63M4
10	168	128.97	10300	3.6	JRTRF69DN63M4
12	148	113.94	10400	4.0	
12	138	105.83	10400	4.4	
4.7	370	186.89	7420	1.20	
5.1	340	172.17	7510	1.30	
5.9	290	147.92	7650	1.55	JRTR59DN71S6
6.8	255	128.77	7740	1.75	JRTRF59DN71S6
7.2	240	120.63	7780	1.90	
7.1	245	186.89	7770	1.85	
7.7	225	172.17	7810	2.0	
8.9	193	147.92	7870	2.3	
10	168	128.77	7900	2.7	JRTR59DN63M4
11	157	120.63	7920	2.9	JRTRF59DN63M4
12	139	106.58	7940	3.2	
13	129	98.99	7950	3.5	
15	117	89.71	7970	3.9	
7.5	230	176.88	5740	1.30	
8.1	210	162.94	5810	1.40	JRTR49DN63M4
9.4	182	139.99	5910	1.65	JRTRF49DN63M4
11	159	121.87	5980	1.90	



输出转速 Output speed n_a [r/min]	输出扭矩 Output torque T_a [N m]	传动比 Ratio i	出轴许用径向负载 Permitted overhung load F_{Ra} [N]	使用系数 Service factor f_B	型号 Model
0.18kW					
12	149	114.17	6000	2.0	
13	131	100.86	6040	2.3	JRTR49DN63M4
14	122	93.68	6060	2.5	JRTRF49DN63M4
16	111	84.90	6080	2.7	
17	99	76.23	6100	3.0	
7.0	245	123.66	3060	0.80	
8.3	210	105.28	4840	0.95	JRTR39DN71S6
9.6	179	90.77	5190	1.10	JRTRF39DN71S6
10	167	84.61	5310	1.20	
9.8	176	134.82	5230	1.15	
11	161	123.66	5370	1.25	
13	137	105.28	5580	1.45	
15	118	90.77	5710	1.70	
16	110	84.61	5760	1.80	JRTR39DN63M4
18	96	73.96	5840	2.1	JRTRF39DN63M4
19	90	69.33	5870	2.2	
22	80	61.18	5920	2.5	
24	73	55.76	5940	2.8	
27	63	48.08	5960	3.2	
11	161	123.91	4070	0.80	
13	137	105.49	4200	0.95	
15	118	90.96	4280	1.10	
16	110	84.78	4320	1.20	
18	97	74.11	4370	1.35	
19	91	69.47	4380	1.45	
22	80	61.30	4320	1.65	JRTR29DN63M4
24	73	55.87	4210	1.80	JRTRF29DN63M4
27	63	48.17	4040	2.1	
29	59	44.90	3960	2.2	
34	51	39.25	3810	2.5	
36	48	36.79	3740	2.7	
41	42	32.47	3610	3.1	
46	38	28.78	3480	3.5	
54	32	24.47	3310	4.1	
47	37	28.37	3470	3.5	
51	34	26.09	3380	3.8	
59	29	22.32	3220	4.5	JRTR29DN63M4
68	25	19.35	3090	5.2	JRTRF29DN63M4
73	24	18.08	3020	5.5	
84	20	15.63	2890	6.4	
99	17	13.28	2750	7.5	
16	106	81.64	1046	0.80	
19	92	70.39	1330	0.95	
20	85	65.61	1740	1.00	JRTR19DN63M4
23	75	57.35	2350	1.15	JRTRF19DN63M4
25	70	53.76	2500	1.20	
28	62	47.44	2450	1.40	
30	58	44.18	2410	1.50	

输出转速 Output speed n_a [r/min]	输出扭矩 Output torque T_a [N m]	传动比 Ratio i	出轴许用径向负载 Permitted overhung load F_{Ra} [N]	使用系数 Service factor f_B	型号 Model
0.18kW					
34	50	38.61	2340	1.70	
36	47	36.20	2300	1.80	JRTR19DN63M4
41	42	31.94	2240	2.0	JRTRF19DN63M4
47	37	28.32	2170	2.3	
55	31	24.07	2080	2.7	
34	50	25.23	2330	1.70	JRTR19DN71S6
38	46	23.15	2290	1.85	JRTRF19DN71S6
44	39	19.71	2200	2.2	
52	33	25.23	2110	2.6	
57	30	23.15	2060	2.8	
67	26	19.71	1970	3.3	
78	22	16.99	1890	3.8	
83	21	15.84	1860	4.1	
95	18	13.84	1790	4.7	
102	17	12.98	1760	5.0	
115	15	11.45	1690	5.4	
130	13	10.15	1640	5.8	JRTR19DN63M4
153	11	8.63	1560	6.4	JRTRF19DN63M4
175	9.8	7.55	1480	5.7	
188	9.2	7.04	1450	6.0	
215	8.0	6.15	1390	6.8	
229	7.5	5.76	1370	7.1	
259	6.6	5.09	1320	7.7	
293	5.9	4.51	1270	8.1	
344	5.0	3.83	1210	9.0	
268	6.4	10.15	1310	12	
315	5.5	8.63	1250	13	
360	4.8	7.55	1190	12	
387	4.4	7.04	1160	13	JRTR19DN63S2
442	3.9	6.15	1120	14	JRTRF19DN63S2
472	3.6	5.76	1090	15	
535	3.2	5.09	1050	16	
603	2.8	4.51	1010	17	
710	2.4	3.83	960	19	
29	60	47.78	1180	0.85	
31	55	44.16	1210	0.90	
33	52	41.31	1240	0.95	
34	50	40.34	1240	1.00	JRTR09DN63M4
36	48	38.51	1260	1.05	JRTRF09DN63M4
40	43	34.05	1300	1.15	
47	36	29.08	1300	1.40	
51	34	26.97	1280	1.50	
59	29	23.32	1240	1.70	
63	27	21.73	1220	1.85	
75	23	18.31	1180	22	
82	21	16.73	1150	2.4	JRTR09DN63M4
97	18	14.12	1100	2.8	JRTRF09DN63M4
114	15	12.06	1060	3.3	

输出转速 Output speed n_a [r/min]	输出扭矩 Output torque T_a [N m]	传动比 Ratio i	出轴许用径向负载 Permitted overhung load F_{Ra} [1] [N]	使用系数 Service factor f_B	型号 Model
0.18kW					
123	14	11.18	1040	3.6	
142	12	9.67	1000	4.1	
153	11	9.01	980	4.4	
175	9.8	7.85	940	5.0	
184	9.3	7.48	930	4.6	JRTR09DN63M4
201	8.5	6.83	910	5.0	JRTRF09DN63M4
239	7.2	5.76	860	5.5	
279	6.2	4.92	830	6	
301	5.7	4.57	810	6.3	
348	4.9	3.95	775	6.9	
374	4.6	3.68	755	72	
429	4.0	3.21	725	7.7	
244	7.0	11.18	860	7.1	
282	6.1	9.67	820	82.0	
302	5.7	9.01	800	8.8	
347	5.0	7.85	775	9.9	
364	4.7	7.48	765	9.1	
399	4.3	6.83	740	10.0	JRTR09DN63S2
473	3.6	5.76	705	11	JRTRF09DN63S2
553	3.1	4.92	670	12	
597	2.9	4.57	655	12	
690	2.5	3.95	625	14	
741	2.3	3.68	610	14	
850	2.0	3.21	585	15	
143	12	6.07	4940	3.6	
168	10	5.18	4690	7.3	JRTRX69DN71S6
192	8.9	4.53	4490	9.2	JRTRXF69DN71S6
202	8.5	4.30	4410	9.4	
218	7.9	6.07	4310	5.4	
255	6.7	5.18	4090	11	
292	5.9	4.53	3920	14	
307	5.6	4.30	3850	14	
350	4.9	3.77	3690	18	JRTRX69DN63M4
413	4.2	3.20	3500	24	JRTRXF69DN63M4
457	3.8	2.89	3380	28	
519	3.3	2.54	3240	36	
550	3.1	2.40	3180	40	
646	2.7	2.04	3020	50	
158	11	5.50	3880	3.6	
172	10	5.07	3780	3.6	JRTRX59DN71S6
200	8.6	4.35	3600	7.9	JRTRXF59DN71S6
230	7.5	3.79	3440	9.2	
240	7.2	5.50	3400	5.4	
261	6.6	5.07	3310	5.5	
303	5.7	4.35	3150	12	JRTRX59DN63M4
348	4.9	3.79	3010	14	JRTRXF59DN63M4
372	4.6	3.55	2950	15	
421	4.1	3.14	2830	16	

输出转速 Output speed n_a [r/min]	输出扭矩 Output torque T_a [N m]	传动比 Ratio i	出轴许用径向负载 Permitted overhung load F_{Ra} [1] [N]	使用系数 Service factor f_B	型号 Model
0.18kW					
453	3.8	2.91	2760	18	
500	3.4	2.64	2670	20	
557	3.1	2.37	2580	22	JRTRX59DN63M4
647	2.7	2.04	2460	26	JRTRXF59DN63M4
688	2.5	1.92	2410	28	
799	2.2	1.65	2290	31	
0.25kW					
0.13	15200	9743	48200	0.85	
0.15	12800	8443	63100	1.00	
0.18	11000	7307	66200	1.20	
0.20	9740	6447	68100	1.35	
0.23	8410	5568	69800	1.55	JRTR149R79DN71S4
0.26	7600	4926	70700	1.7	JRTRF149R79DN71S4
0.30	6570	4325	71700	2.0	
0.35	5790	3754	72400	2.3	
0.39	5020	3302	72900	2.6	
0.45	4380	2898	73300	3.0	
0.22	8670	5834	51100	0.90	
0.25	7970	5116	53500	1.00	JRTR139R79DN71S4
0.29	6740	4464	55800	1.20	JRTRF139R79DN71S4
0.33	5930	3928	57100	1.35	
0.28	7430	4709	54600	1.1	
0.32	6340	4018	56500	1.25	
0.37	5550	3514	57700	1.45	JRTR139R79DN71S4
0.39	5270	3338	58100	1.5	JRTRF139R79DN71S4
0.44	4620	2929	58900	1.75	
0.49	4190	2658	59300	1.9	
0.54	3800	2412	59700	2.1	
0.63	3270	2073	60100	2.5	JRTR139R79DN71S4
0.71	2810	1839	60500	2.8	JRTRF139R79DN71S4
0.93	2180	1397	60800	3.7	
1.1	1890	1226	61000	4.2	
0.43	4730	3039	25600	0.90	JRTR109R79DN71S4
0.43	4790	3034	23600	0.90	JRTRF109R79DN71S4
0.65	3100	1987	34600	1.40	
0.71	2790	1827	35600	1.55	
0.81	2410	1599	36300	1.80	
0.93	2140	1400	36600	2.0	JRTR109R79DN71S4 JRTRF109R79DN71S4
1.1	1840	1226	36900	2.3	
1.4	1440	939	37300	3.0	
1.6	1240	822	37400	3.5	
0.64	3160	2016	12400	0.95	
0.75	2840	1733	22000	1.05	JRTR99R59DN71S4
0.80	2660	1623	23200	1.15	JRTRF99R59DN71S4



输出转速 Output speed n_a [r/min]	输出扭矩 Output torque T_a [N m]	传动比 Ratio i	出轴许用径向负载 Permitted overhung load F_{Ra} [N]	使用系数 Service factor f_B	型号 Model
0.25kW					
0.71	2960	1823	21100	1.0	
0.82	2570	1583	23700	1.15	
0.93	2230	1396	25400	1.35	
1.1	1940	1228	26600	1.55	
1.2	1750	1069	27300	1.7	JRTR99R59DN71S4
1.4	1530	938	27600	1.95	JRTRF99R59DN71S4
1.6	1300	824	27900	2.3	
1.8	1160	737	28100	2.6	
2.1	1000	632	28200	3.0	
1.1	1850	1145	10700	0.85	
1.2	1670	1037	16000	0.95	JRTR89R59DN71S4
1.4	1490	931	17400	1.05	JRTRF89R59DN71S4
1.6	1270	802	18600	1.2	
1.1	1800	1143	14700	0.85	
1.5	1420	885	17800	1.1	
1.7	1250	776	18700	1.25	
1.9	1100	685	19400	1.4	JRTR89R59DN71S4
2.2	930	599	20000	1.65	JRTRF89R59DN71S4
2.5	820	525	20000	1.9	
2.8	715	456	20000	2.2	
4.9	415	268	20000	3.7	
2.3	920	571	8910	0.90	JRTR79R39DN71S4 JRTRF79R39DN71S4
2.3	930	560	8780	0.90	
2.7	795	488	10100	1.05	
3.0	705	436	10900	1.15	
3.5	610	373	11500	1.35	JRTR79R39DN71S4
4.0	535	327	11900	1.55	JRTRF79R39DN71S4
4.5	475	289	12200	1.75	
5.0	425	260	12400	1.95	
5.8	355	224	12600	2.3	
3.3	620	388	7290	0.95	
3.8	565	344	7950	1.05	
4.4	465	294	8870	1.3	
5.0	425	261	9180	1.4	JRTR69R39DN71S4
5.5	380	234	9460	1.6	JRTRF69R39DN71S4
6.5	320	200	9780	1.85	
7.4	280	176	9980	2.2	
8.2	250	158	10100	2.4	
3.4	645	384	6960	0.95	
3.6	600	359	7550	1.00	
4.2	515	310	8430	1.15	
4.9	435	264	9100	1.4	JRTR69R39DN71S4 JRTRF69R39DN71S4
5.5	385	235	9420	1.55	
6.5	325	201	9750	1.85	
7.2	295	181	9910	2.0	
4.1	520	319	6050	0.85	JRTR59R39DN71S4
4.8	440	273	7160	1.05	JRTRF59R39DN71S4

输出转速 Output speed n_a [r/min]	输出扭矩 Output torque T_a [N m]	传动比 Ratio i	出轴许用径向负载 Permitted overhung load F_{Ra} [N]	使用系数 Service factor f_B	型号 Model
0.25kW					
5.4	380	241	7380	1.2	
6.1	340	215	7510	1.3	JRTR59R39DN71S4
6.9	300	187	7630	1.5	JRTRF59R39DN71S4
7.9	260	164	7730	1.75	
9.2	225	142	7800	2.0	
4.0	545	324	4980	0.85	
4.5	485	290	6950	0.95	JRTR59R39DN71S4
5.0	435	262	7160	1.05	JRTRF59R39DN71S4
5.3	405	246	7280	1.1	
5.9	360	220	7450	1.25	
5.7	375	228	2440	0.8	
6.7	315	195	5320	0.95	JRTR49R39DN71S4
7.1	295	182	5440	1.0	JRTRF49R39DN71S4
8.5	245	154	5680	1.2	
8.7	250	150	2540	0.8	
10	210	130	4790	0.95	JRTR39R19DN71S4
10	200	124	4930	1.0	JRTRF39R19DN71S4
12	178	110	5200	1.1	
14	152	94	5460	1.3	
8.4	250	156	2350	0.8	
9.7	220	135	4660	0.9	JRTR39R19DN71S4
10	215	127	4770	0.95	JRTRF39R19DN71S4
13	174	104	5250	1.15	
14	150	90	5470	1.35	
2.3	1020	289.74	28200	3.0	
2.7	900	255.71	28300	3.3	JRTR99DN80N8*
2.8	850	241.25	28400	3.5	JRTRF99DN80N8*
3.1	760	216.28	28400	4.0	
2.8	870	246.54	20000	1.80	
3.1	760	216.54	20000	2.0	JRTR89DN80N8*
3.3	720	205.71	20000	2.2	JRTRF89DN80N8*
3.7	640	181.77	20000	2.4	
4.1	585	166.59	11600	1.40	
4.7	510	145.67	12000	1.60	JRTR79DN80N8*
4.9	485	138.39	12100	1.70	JRTRF79DN80N8*
5.6	425	121.42	12400	1.90	
4.5	530	195.24	11900	1.55	JRTR79DN71M6
5.3	450	166.59	12300	1.80	JRTRF79DN71M6
6.0	395	145.67	12500	2.1	
6.7	360	195.24	12600	2.3	
7.8	305	166.59	12800	2.7	JRTR79DN71S4
8.9	270	145.67	12900	3.1	JRTRF79DN71S4
9.4	255	138.39	12900	3.2	
11	225	121.42	13000	3.7	
4.3	555	158.14	8060	1.10	
4.9	485	137.67	8730	1.25	JRTR69DN80N8
5.3	455	128.97	8970	1.35	JRTRF69DN80N8
6.0	400	113.94	9340	1.50	

输出转速 Output speed n_a [r/min]	输出扭矩 Output torque T_a [N m]	传动比 Ratio i	出轴许用径向负载 Permitted overhung load F_{Ra} [N]	使用系数 Service factor f_B	型号 Model
0.25kW					
4.4	540	199.81	8190	1.10	
4.8	500	184.07	8590	1.20	
5.6	430	158.14	9140	1.40	JRTR69DN71M6
6.4	375	137.67	9500	1.60	JRTRF69DN71M6
6.8	350	128.97	9630	1.70	
7.7	310	113.94	9840	1.95	
8.3	285	105.83	9940	2.1	
6.5	365	199.81	9540	1.65	
7.1	340	184.07	9700	1.80	
8.2	290	158.14	9930	2.1	
9.4	255	137.67	10100	2.4	JRTR69DN71S4
10	235	128.97	10100	2.5	JRTRF69DN71S4
11	210	113.94	10200	2.9	
12	194	105.83	10300	3.1	
14	176	95.91	10300	3.4	
15	158	86.11	10400	3.8	
4.7	505	186.89	6450	0.90	
5.1	465	172.17	7030	0.95	
5.9	400	147.92	7300	1.10	JRTR59DN71M6
6.8	350	128.77	7480	1.30	JRTRF59DN71M6
7.3	325	120.63	7550	1.35	
8.3	290	106.58	7660	1.55	
8.9	270	98.99	7710	1.70	
7.0	345	186.89	7500	1.30	
7.6	315	172.17	7590	1.40	
8.8	270	147.92	7700	1.65	
10	235	128.77	7780	1.90	
11	220	120.63	7810	2.0	JRTR59DN71S4
12	196	106.58	7860	2.3	JRTRF59DN71S4
13	182	98.99	7880	2.5	
14	165	89.71	7910	2.7	
16	148	80.55	7930	3.0	
19	127	69.23	7960	3.5	
7.4	325	176.88	5280	0.90	
8.0	300	162.94	5420	1.00	
9.3	255	139.99	5630	1.15	
11	225	121.87	5770	1.35	
11	210	114.17	5820	1.45	
13	185	100.86	5900	1.60	
14	172	93.68	5940	1.75	JRTR49DN71S4
15	156	84.90	5980	1.90	JRTRF49DN71S4
17	140	76.23	6020	2.1	
19	126	68.54	6050	2.4	
20	118	64.21	6070	2.5	
23	104	56.73	6090	2.9	
25	97	52.69	6100	3.1	
27	88	47.75	6080	3.4	

输出转速 Output speed n_a [r/min]	输出扭矩 Output torque T_a [N m]	传动比 Ratio i	出轴许用径向负载 Permitted overhung load F_{Ra} [N]	使用系数 Service factor f_B	型号 Model
0.25kW					
9.6	250	134.82	2630	0.80	
11	225	123.66	4560	0.90	
12	193	105.28	5030	1.05	
14	167	90.77	5320	1.20	
15	155	84.61	5420	1.30	
18	136	73.96	5590	1.45	
19	127	69.33	5650	1.55	JRTR39DN71S4
21	112	61.18	5750	1.80	JRTRF39DN71S4
23	102	55.76	5800	1.95	
27	88	48.08	5870	2.3	
29	82	44.81	5760	2.4	
33	72	39.17	5540	2.8	
35	67	36.72	5430	3.0	
40	60	32.40	5230	3.4	
15	156	84.78	4100	0.85	
18	136	74.11	4210	0.95	
19	128	69.47	4250	1.00	
21	113	61.30	4190	1.15	
23	103	55.87	4090	1.25	
27	89	48.17	3940	1.45	JRTR29DN71S4
29	83	44.90	3870	1.60	JRTRF29DN71S4
33	72	39.25	3730	1.80	
35	68	36.79	3670	1.90	
40	60	32.47	3540	2.2	
45	53	28.78	3420	2.5	
53	45	24.47	3270	2.9	
46	52	28.37	3410	2.5	
50	48	26.09	3330	2.7	
58	41	22.32	3180	3.2	
67	36	19.35	3050	3.7	
72	33	18.08	2990	3.9	
83	29	15.63	2860	4.5	
98	24	13.28	2730	5.3	JRTR29DN71S4
110	22	11.86	2630	5.9	JRTRF29DN71S4
128	19	10.13	2510	6.6	
138	17	9.41	2440	7.1	
159	15	8.16	2330	7.7	
170	14	7.63	2290	8.0	
197	12	6.59	2180	8.8	
232	10	5.60	2080	9.6	
260	9.2	5.00	2000	10	JRTR29DN71S4
304	7.8	4.27	1910	11	JRTRF29DN71S4
325	7.3	4.00	1870	12	
386	6.2	3.37	1770	13	
23	105	57.35	756	0.80	
24	99	53.76	785	0.85	JRTR19DN71S4
27	87	47.44	1630	1.00	JRTRF19DN71S4
29	81	44.18	2000	1.05	



输出转速 Output speed n_a [r/min]	输出扭矩 Output torque T_a [N m]	传动比 Ratio i	出轴许用径向负载 Permitted overhung load F_{Ra} [N]	使用系数 Service factor f_B	型号 Model
0.25kW					
34	71	38.61	2200	1.20	
36	67	36.20	2180	1.30	
41	59	31.94	2130	1.45	JRTR19DN71S4
46	52	28.32	2070	1.65	JRTRF19DN71S4
54	44	24.07	2000	1.90	
52	46	25.23	2020	1.85	
56	43	23.15	1980	2.0	
66	36	19.71	1910	2.3	
77	31	16.99	1840	2.7	
82	29	15.84	1810	2.9	
94	25	13.84	1750	3.3	
100	24	12.98	1720	3.6	
114	21	11.45	1660	3.9	JRTR19DN71S4
128	19	10.15	1600	4.1	JRTRF19DN71S4
151	16	8.63	1530	4.6	
172	14	7.55	1450	4.0	
185	13	7.04	1420	4.3	
211	11	6.15	1370	4.8	
226	11	5.76	1350	5.0	
256	9.3	5.09	1300	5.5	
288	8.3	4.51	1250	5.8	
339	7.0	3.83	1190	6.4	
433	5.5	6.15	1110	9.8	
461	5.2	5.76	1090	10	JRTR19DN63M2
523	4.6	5.09	1050	11	JRTRF19DN63M2
590	4.0	4.51	1010	12	
694	3.4	3.83	960	13	
41	58	34.05	1190	0.85	
48	49	29.08	1190	1.00	JRTR09DN71S4
52	46	26.97	1180	1.10	JRTRF09DN71S4
60	40	23.32	1150	1.25	
65	37	21.73	1140	1.35	
77	31	18.31	1110	1.60	
84	28	16.73	1090	1.75	
100	24	14.12	1050	2.1	
117	20	12.06	1010	2.4	
126	19	11.18	990	2.6	
145	16	9.67	960	3.0	
156	15	9.01	940	3.3	
179	13	7.85	910	3.7	JRTR09DN71S4
188	13	7.48	900	3.4	JRTRF09DN71S4
206	12	6.83	880	3.7	
244	9.8	5.76	840	4.1	
285	8.4	4.92	800	4.4	
308	7.8	4.57	785	4.6	
356	6.7	3.95	755	5.1	
382	6.2	3.68	740	5.3	
438	5.5	3.21	710	5.7	

输出转速 Output speed n_a [r/min]	输出扭矩 Output torque T_a [N m]	传动比 Ratio i	出轴许用径向负载 Permitted overhung load F_{Ra} [N]	使用系数 Service factor f_B	型号 Model
0.25kW					
246	9.7	11.18	840	52	
285	8.4	9.67	800	6.0	
306	7.8	9.01	785	6.4	
351	6.8	7.85	755	72	
368	6.5	7.48	745	6.6	
403	5.9	6.83	725	7.3	JRTR09DN63M2
478	5.0	5.76	690	8.0	JRTRF09DN63M2
560	4.3	4.92	660	8.7	
603	4.0	4.57	645	9.1	
698	3.4	3.95	615	9.9	
749	3.2	3.68	605	10	
859	2.8	3.21	580	11	
145	17	6.07	4890	2.6	
170	14	5.18	4650	5.4	JRTRX69DN71M6
194	12	4.53	4450	6.7	JRTRXF69DN71M6
205	12	4.30	4380	6.8	
214	11	6.07	4310	3.9	
251	9.5	5.18	4100	7.9	
287	8.3	4.53	3920	9.9	
302	7.9	4.30	3860	10	JRTRX69DN71S4
345	6.9	3.77	3700	13	JRTRXF69DN71S4
406	5.9	3.20	3500	17	
450	5.3	2.89	3390	20	
511	4.7	2.54	3250	25	
542	4.4	2.40	3190	28	
636	3.8	2.04	3020	35	
160	15	5.50	3840	2.6	
174	14	5.07	3740	2.6	JRTRX59DN71M6
202	12	4.35	3560	5.8	
232	10	3.79	3410	6.7	
236	10	5.50	3390	3.9	
257	9.3	5.07	3300	3.9	
299	8.0	4.35	3150	8.5	JRTRX59DN71S4
343	7.0	3.79	3010	9.9	JRTRXF59DN71S4
366	6.5	3.55	2950	11	
414	5.8	3.14	2830	11	
446	5.3	2.91	2760	13	
492	4.8	2.64	2680	14	
548	4.4	2.37	2580	16	
637	3.7	2.04	2460	19	
677	3.5	1.92	2410	20	
787	3.0	1.65	2300	23	
0.37kW					
0.19	15900	7307	37500	0.80	
0.21	14100	6447	60400	0.90	
0.25	12100	5568	64300	1.05	JRTR149R79DN71M4*
0.28	10900	4926	66400	1.20	JRTRF149R79DN71M4*
0.32	9480	4325	68500	1.35	
0.37	8310	3754	70000	1.55	
0.42	7240	3302	71100	1.80	
0.48	6320	2898	71900	2.1	

输出转速 Output speed n_a [r/min]	输出扭矩 Output torque T_a [N m]	传动比 Ratio i	出轴许用径向负载 Permitted overhung load F_{Ra}[1] [N]	使用系数 Service factor f_B	型号 Model
0.37kW					
0.31	9740	4464	39400	0.80	JRTR139R79DN71M4*
0.35	8570	3928	51500	0.95	JRTRF139R79DN71M4 *
0.34	9080	4018	49200	0.90	
0.39	7940	3514	53500	1.00	
0.41	7540	3338	54300	1.05	JRTR139R79DN71M4*
0.47	6620	2929	56000	1.20	JRTRF139R79DN71M4 *
0.56	5600	2484	57600	1.45	
0.62	5030	2242	58400	1.60	
0.52	6000	2658	57000	1.35	
0.57	5440	2412	57800	1.45	
0.67	4680	2073	58800	1.70	
0.75	4060	1839	59400	1.95	JRTR139R79DN71M4*
0.99	3130	1397	60200	2.6	JRTRF139R79DN71M4 *
1.1	2720	1226	60500	2.9	
1.3	2440	1090	60700	3.3	
1.5	2130	951	60900	3.8	
0.67	4660	2067	27300	0.90	
0.82	3790	1693	31900	1.15	
0.89	3420	1550	33500	1.25	
0.98	3110	1407	34600	1.40	
1.1	2670	1209	35900	1.60	
1.3	2330	1055	36400	1.85	
0.69	4450	1987	28600	0.95	JRTR109R79DN71M4*
0.76	4030	1827	30800	1.05	JRTRF109R79DN71M4 *
0.86	3490	1599	33200	1.25	
0.99	3090	1400	34600	1.40	
1.1	2670	1226	35900	1.60	
1.5	2070	939	36700	2.1	
1.7	1790	822	37000	2.4	
0.96	3240	1434	10800	0.95	
1.1	2760	1207	22500	1.10	JRTR99R59DN71M4*
1.3	2470	1084	24300	1.20	JRTRF99R59DN71M4*
0.99	3180	1396	10800	0.95	
1.1	2780	1228	22500	1.10	
1.3	2480	1069	24200	1.20	
1.5	2160	938	25700	1.40	
1.7	1860	824	26900	1.60	JRTR99R59DN71M4*
1.9	1670	737	27400	1.80	JRTRF99R59DN71M4*
2.2	1430	632	27700	2.1	
3.2	980	431	28200	3.1	
3.6	860	379	28300	3.5	
4.1	765	336	28400	3.9	
1.7	1810	802	13800	0.85	JRTR89R59DN71M4*
1.8	1700	754	15800	0.90	JRTRF89R59DN71M4*
2.1	1450	649	17600	1.05	
1.8	1780	776	15100	0.85	
2.0	1570	685	16800	1.00	
2.3	1340	599	18300	1.15	JRTR89R59DN71M4*
2.6	1170	525	19100	1.30	JRTRF89R59DN71M4*
3.0	1030	456	19700	1.50	
5.2	595	268	20000	2.6	
5.8	525	236	20000	2.9	

输出转速 Output speed n_a [r/min]	输出扭矩 Output torque T_a [N m]	传动比 Ratio i	出轴许用径向负载 Permitted overhung load F_{Ra}[1] [N]	使用系数 Service factor f_B	型号 Model
0.37kW					
2.6	1260	538	18700	1.25	
2.9	1100	472	19400	1.40	JRTR89R59DN71M4*
3.5	930	400	20000	1.65	JRTRF89R59DN71M4*
3.8	830	361	20000	1.85	
3.2	980	436	5390	0.85	
3.7	860	373	9520	0.95	
4.2	755	327	10500	1.10	
4.8	670	289	11100	1.2	JRTR79R39DN71M4*
5.3	600	260	11600	1.35	JRTRF79R39DN71M4*
6.2	510	224	12000	1.60	
7.0	445	197	12300	1.85	
8.1	390	169	12500	2.1	
9.3	340	149	12700	2.4	
4.7	665	294	4670	0.90	
5.3	600	261	7550	1.00	JRTR69R39DN71M4*
5.9	540	234	8220	1.1	JRTRF69R39DN71M4*
6.9	460	200	8930	1.3	
2.7	1330	255.71	27900	2.3	JRTR99DN90S8*
2.8	1250	241.25	28000	2.4	JRTRF99DN90S8*
3.1	1120	216.28	28100	2.7	
3.7	970	186.30	28300	3.1	
3.1	1140	289.74	28100	2.6	
3.5	1000	255.71	28200	3.0	JRTR99DN80M6*
3.7	950	241.25	28300	3.2	JRTRF99DN80M6*
4.2	850	216.28	28400	3.5	
3.1	1130	216.54	19300	1.40	JRTR89DN90S8*
3.3	1070	205.71	19600	1.45	JRTRF89DN90S8 *
3.7	940	181.77	20000	1.65	
3.7	970	246.54	20000	1.60	
4.2	850	216.54	20000	1.80	
4.4	810	205.71	20000	1.90	JRTR89DN80M6*
4.9	715	181.77	20000	2.2	JRTRF89DN80M6*
5.8	610	155.34	20000	2.5	
6.3	560	142.41	20000	2.8	
4.7	755	145.67	10500	1.10	JRTR79DN90S8*
4.9	720	138.39	10800	1.15	JRTRF79DN90S8 *
5.6	630	121.42	11400	1.30	
5.4	655	166.59	11200	1.25	JRTR79DN80M6*
6.2	570	145.67	11700	1.45	JRTRF79DN80M6*
6.5	545	138.39	11900	1.50	
7.1	500	195.24	12100	1.65	
8.3	425	166.59	12400	1.90	
9.5	375	145.67	12600	2.2	JRTR79DN71M4*
10	355	138.39	12600	2.3	JRTRF79DN71M4*
11	310	121.42	12800	2.6	
13	265	102.99	12900	3.1	
15	240	92.97	12900	3.5	
5.7	620	158.14	7300	0.95	
6.5	540	137.67	8210	1.10	JRTR69DN80M6*
7.0	505	128.97	8530	1.20	JRTRF69DN80M6*
7.9	445	113.94	9010	1.35	



输出转速 Output speed n_a [r/min]	输出扭矩 Output torque T_a [N m]	传动比 Ratio i	出轴许用径向负载 Permitted overhung load F_{Ra} [N]	使用系数 Service factor f_B	型号 Model
0.37kW					
6.9	510	199.81	8480	1.15	
7.5	470	184.07	8820	1.25	
8.7	405	158.14	9310	1.50	
10	355	137.67	9620	1.70	
11	330	128.97	9740	1.80	
12	290	113.94	9920	2.1	JRTR69DN71M4*
13	270	105.83	10000	2.2	JRTRF69DN71M4*
14	245	95.91	10100	2.4	
16	220	86.11	10200	2.7	
19	190	74.17	10300	3.2	
20	179	69.75	10300	3.4	
23	157	61.26	10400	3.8	
24	146	56.89	10400	4.1	
7.0	505	128.77	6510	0.90	
7.5	475	120.63	7000	0.95	JRTR59DN80M6*
8.4	420	106.58	7240	1.10	JRTRF59DN80M6*
9.1	390	98.99	7350	1.15	
7.4	480	186.89	6980	0.95	
8.0	440	172.17	7140	1.00	
9.3	380	147.92	7390	1.20	
11	330	128.77	7550	1.35	
11	310	120.63	7610	1.45	
13	275	106.58	7700	1.65	
14	255	98.99	7750	1.80	JRTR59DN71M4*
15	230	89.71	7800	1.95	JRTRF59DN71M4*
17	205	80.55	7840	2.2	
20	177	69.23	7890	2.5	
21	166	64.85	7910	2.7	
24	147	57.29	7760	3.1	
26	136	53.22	7600	3.3	
29	124	48.23	7380	3.6	
9.9	360	139.99	3490	0.85	
11	310	121.87	5350	0.95	
12	290	114.17	5460	1.05	
14	260	100.86	5630	1.15	
15	240	93.68	5700	1.25	
16	215	84.90	5790	1.40	
18	195	76.23	5870	1.55	
20	176	68.54	5930	1.70	JRTR49DN71M4*
21	164	64.21	5960	1.80	JRTRF49DN71M4*
24	145	56.73	6010	2.1	
26	135	52.69	5990	2.2	
29	122	47.75	5820	2.5	
32	110	42.87	5650	2.7	
37	95	36.93	5410	3.2	
40	89	34.73	5310	3.4	

输出转速 Output speed n_a [r/min]	输出扭矩 Output torque T_a [N m]	传动比 Ratio i	出轴许用径向负载 Permitted overhung load F_{Ra} [N]	使用系数 Service factor f_B	型号 Model
0.37kW					
41	87	33.79	5270	2.8	
44	80	31.12	5150	2.8	JRTR49DN71M4*
52	69	26.74	4920	4.4	JRTRF49DN71M4*
59	60	23.28	4720	5.0	
63	56	21.81	4620	5.4	
15	230	90.77	4250	0.85	JRTR39DN71M4*
16	215	84.61	4720	0.90	JRTRF39DN71M4*
19	189	73.96	5070	1.05	
20	178	69.33	5210	1.15	
23	157	61.18	5410	1.30	
25	143	55.76	5530	1.40	
29	123	48.08	5590	1.60	
31	115	44.81	5480	1.75	JRTR39DN71M4*
35	100	39.17	5290	2.0	JRTRF39DN71M4*
38	94	36.72	5190	2.1	
43	83	32.40	5010	2.4	
48	74	28.73	4850	2.7	
57	63	24.42	4620	3.2	
49	73	28.32	4830	2.8	
53	67	26.03	4710	2.8	
62	57	22.27	4500	3.5	
71	49	19.31	4320	4.1	
76	46	18.05	4230	4.3	
88	40	15.60	4050	5.0	JRTR39DN71M4*
104	34	13.25	3850	5.6	JRTRF39DN71M4*
117	30	11.83	3720	6.0	
23	157	61.30	3870	0.85	
25	143	55.87	3800	0.90	
29	123	48.17	3680	1.05	
31	115	44.90	3620	1.15	JRTR29DN71M4*
35	101	39.25	3510	1.30	JRTRF29DN71M4*
38	94	36.79	3460	1.40	
43	83	32.47	3350	1.55	
48	74	28.78	3250	1.75	
56	63	24.47	3110	2.1	
49	73	28.37	3240	1.80	
53	67	26.09	3170	1.95	
62	57	22.32	3040	2.3	JRTR29DN71M4*
71	50	19.35	2920	2.6	JRTRF29DN71M4*
76	46	18.08	2860	2.8	
88	40	15.63	2750	3.2	
104	34	13.28	2620	3.8	
36	99	38.61	770	0.85	
38	93	36.20	1260	0.90	JRTR19DN71M4*
43	82	31.94	1910	1.05	JRTRF19DN71M4*
49	73	28.32	1880	1.15	
57	62	24.07	1830	1.40	

输出转速 Output speed n_a [r/min]	输出扭矩 Output torque T_a [N m]	传动比 Ratio i	出轴许用径向负载 Permitted overhung load F_{Ra} [1] [N]	使用系数 Service factor f_B	型号 Model
0.37kW					
55	65	25.23	1840	1.30	
60	59	23.15	1820	1.45	
70	51	19.71	1760	1.70	
81	44	16.99	1710	1.95	
87	41	15.84	1680	2.1	
100	35	13.84	1630	2.4	
106	33	12.98	1610	2.6	
121	29	11.45	1560	2.8	JRTR19DN71M4 *
136	26	10.15	1520	3.0	JRTRF19DN71M4 *
160	22	8.63	1460	3.3	
183	19	7.55	1370	2.9	
196	18	7.04	1350	3.1	
224	16	6.15	1300	3.4	
239	15	5.76	1280	3.6	
271	13	5.09	1240	3.9	
306	12	4.51	1200	4.2	
360	9.8	3.83	1150	4.6	
191	19	13.84	1390	4.6	
204	17	12.98	1360	4.9	
231	15	11.45	1320	5.3	
261	14	10.15	1270	5.7	
307	12	8.63	1220	6.3	
351	10	7.55	1150	5.5	JRTR19DN71S2
377	9.4	7.04	1130	5.8	JRTRF19DN71S2
431	8.2	6.15	1090	6.6	
460	7.7	5.76	1070	6.9	
521	6.8	5.09	1030	7.5	
588	6.0	4.51	990	8.0	
691	5.1	3.83	950	8.8	
77	46	18.31	990	1.10	
85	42	16.73	980	1.20	
100	35	14.12	960	1.40	
117	30	12.06	940	1.65	
127	28	11.18	920	1.80	
146	24	9.67	900	2.1	
157	22	9.01	890	2.2	
180	20	7.85	860	2.5	JRTR09DN71M4
189	19	7.48	860	2.3	JRTRF09DN71M4
207	17	6.83	840	2.5	
245	14	5.76	800	2.8	
287	12	4.92	775	3.0	
310	11	4.57	760	3.2	
358	9.9	3.95	730	3.5	
385	9.2	3.68	715	3.6	
441	8.0	3.21	690	3.9	
291	12	9.67	770	4.1	JRTR09DN71S2
312	11	9.01	755	4.4	JRTRF09DN71S2
358	9.9	7.85	730	5.0	

输出转速 Output speed n_a [r/min]	输出扭矩 Output torque T_a [N m]	传动比 Ratio i	出轴许用径向负载 Permitted overhung load F_{Ra} [1] [N]	使用系数 Service factor f_B	型号 Model
0.37kW					
376	9.4	7.48	720	4.6	
411	8.6	6.83	705	5.0	
487	7.2	5.76	670	5.5	
571	6.2	4.92	640	6.0	JRTR09DN71S2
615	5.7	4.57	625	6.3	JRTRF09DN71S2
712	5.0	3.95	600	6.8	
764	4.6	3.68	590	7.1	
876	4.0	3.21	565	7.7	
174	20	5.18	4570	3.7	
199	18	4.53	4380	4.6	JRTRX69DN80M6*
209	17	4.30	4310	4.7	JRTRXF69DN80M6*
239	15	3.77	4130	5.9	
227	16	6.07	4200	2.8	
267	13	5.18	3990	5.6	
305	12	4.53	3820	7.1	
321	11	4.30	3760	7.3	
366	9.7	3.77	3610	9.0	JRTRX69DN71M4*
431	8.2	3.20	3420	12	JRTRXF69DN71M4*
478	7.4	2.89	3310	14	
543	6.5	2.54	3170	18	
575	6.1	2.40	3110	20	
675	5.2	2.04	2950	26	
207	17	4.35	3500	4.0	JRTRX59DN80M6*
238	15	3.79	3350	4.6	JRTRXF59DN80M6*
254	14	3.55	3280	5.0	
251	14	5.50	3300	2.8	
272	13	5.07	3210	2.8	
317	11	4.35	3060	6.1	
364	9.7	3.79	2930	7.1	
389	9.1	3.55	2870	7.6	
440	8.0	3.14	2760	8.1	JRTRX59DN71M4*
474	7.5	2.91	2690	8.9	JRTRXF59DN71M4*
523	6.8	2.64	2610	10	
582	6.1	2.37	2520	11	
676	5.2	2.04	2400	13	
719	4.9	1.92	2350	14	
835	4.2	1.65	2240	16	
0.55kW					
0.09	50495	15185	190000	0.99	
0.11	42448	12765	190000	1.18	
0.12	39009	11731	190000	1.28	JRTR189R99DN80S4 *
0.13	34640	10417	190000	1.44	
0.21	21837	6567	190000	2.29	
0.15	31873	9585	150000	1.00	
0.19	24238	7289	150000	1.32	JRTR179R99DN80S4 *
0.23	19782	5949	150000	1.62	
0.31	15067	4531	150000	2.12	



输出转速 Output speed n_a [r/min]	输出扭矩 Output torque T_a [N m]	传动比 Ratio i	出轴许用径向负载 Permitted overhung load F_{Ra} [N]	使用系数 Service factor f_B	型号 Model
0.55kW					
0.22	19800	6077	120000	0.90	
0.25	17600	5407	120000	1.00	JRTR169R99DN80S4*
0.29	15100	4650	120000	1.20	JRTRF169R99DN80S4*
0.33	13300	4129	120000	1.35	
0.28	16900	4926	22000	0.75	
0.31	14700	4325	53900	0.90	JRTR149R79DN80S4*
0.36	12900	3754	62900	1.00	JRTRF149R79DN80S4*
0.41	11200	3302	65900	1.15	
0.47	9830	2898	98000	1.30	
0.53	8890	2555	69300	1.45	
0.62	7700	2211	70600	1.70	
0.70	6790	1951	71500	1.90	JRTR149R79DN80S4*
0.80	5810	1705	72400	2.3	JRTRF149R79DN80S4*
0.89	5210	1536	72800	2.5	
1.0	4510	1329	73300	2.9	
1.2	3920	1166	73600	3.3	
0.55	8650	2484	51200	0.90	JRTR139R79DN80S4*
					JRTRF139R79DN80S4*
0.51	9250	2658	49200	0.90	
0.56	8400	2412	52900	0.95	
0.66	7220	2073	55200	1.15	
0.74	6320	1839	56700	1.30	
0.85	5420	1598	58000	1.50	JRTR139R79DN80S4*
0.97	4840	1397	58700	1.70	JRTRF139R79DN80S4*
1.1	4220	1226	59400	1.95	
1.2	3780	1090	59800	2.2	
1.4	3300	951	60200	2.5	
1.6	2820	831	60500	2.9	
0.97	4830	1407	23400	0.90	
1.1	4150	1209	30400	1.05	
1.3	3620	1055	32800	1.20	JRTR109R79DN80S4*
1.5	3170	919	34500	1.35	JRTRF109R79DN80S4*
1.7	2830	815	35600	1.55	
1.9	2470	717	36200	1.75	
2.2	2160	626	36600	2.0	
0.97	4810	1400	25600	0.90	
1.1	4180	1226	30400	1.05	JRTR109R79DN80S4*
1.2	3740	1104	32400	1.15	JRTRF109R79DN80S4*
1.5	3220	939	34400	1.35	
1.7	2800	822	35700	1.55	
1.5	3240	938	4620	0.95	
1.7	2810	824	22200	1.05	JRTR99R59DN80S4*
1.8	2510	737	24000	1.15	JRTRF99R59DN80S4*
2.1	2200	632	25700	1.35	
2.4	1920	560	26700	1.55	
2.8	1670	484	27400	1.80	
3.2	1510	431	27600	2.0	
3.6	1320	379	27900	2.3	

输出转速 Output speed n_a [r/min]	输出扭矩 Output torque T_a [N m]	传动比 Ratio i	出轴许用径向负载 Permitted overhung load F_{Ra} [N]	使用系数 Service factor f_B	型号 Model
0.55kW					
4.0	1180	336	28000	2.6	
4.6	1030	296	28200	2.9	JRTR99R59DN80S4*
5.5	860	249	28300	3.5	JRTRF99R59DN80S4*
2.6	1820	525	13600	0.85	
3.0	1580	456	16700	1.00	JRTR89R59DN80S4*
3.4	1370	398	18100	1.15	JRTRF89R59DN80S4*
3.9	1210	352	18900	1.30	
4.4	1040	305	19700	1.50	
2.9	1690	472	15900	0.90	JRTR89R59DN80S4*
3.4	1420	400	17800	1.10	JRTRF89R59DN80S4*
3.8	1280	361	18600	1.20	
4.9	990	276	4510	0.85	
5.8	840	236	9730	1.00	JRTR79R39DN80S4*
6.2	785	221	10200	1.05	JRTRF79R39DN80S4*
7.3	660	186	11200	1.25	
2.7	1980	255.71	26500	1.50	JRTR99DN90L8*
2.8	1860	241.25	26900	1.60	JRTRF99DN990L8*
3.1	1670	216.28	27400	1.80	
3.1	1690	289.74	27400	1.75	
3.5	1490	255.71	27700	2.0	JRTR99DN90S6*
3.7	1410	241.25	27800	2.1	JRTRF99DN90S6*
4.2	1260	216.28	28000	2.4	
4.7	1120	289.74	28100	2.7	
5.3	990	255.71	28200	3.0	JRTR99DN80S4*
5.6	930	241.25	28300	3.2	JRTRF99DN80S4*
6.3	840	216.28	28400	3.6	
3.7	1440	246.54	17700	1.10	
4.2	1260	216.54	18700	1.25	JRTR89DN90S6*
4.4	1200	205.71	19000	1.30	JRTRF89DN90S6*
4.9	1060	181.77	19600	1.45	
5.8	910	155.34	20000	1.70	
5.5	950	246.54	20000	1.65	
6.3	840	216.54	20000	1.85	
6.6	795	205.71	20000	1.95	
7.5	700	181.77	20000	2.2	JRTR89DN80S4*
8.8	600	155.34	20000	2.6	JRTRF89DN80S4*
9.6	550	142.41	20000	2.8	
11	485	124.97	20000	3.2	
11	455	118.43	20000	3.4	
13	400	103.65	20000	3.9	
8.2	645	166.59	11300	1.25	
9.3	565	145.67	11800	1.45	JRTR79DN80S4*
9.8	535	138.39	11900	1.55	JRTRF79DN80S4*
11	470	121.42	12200	1.75	
13	400	102.99	12500	2.1	
15	360	92.97	12600	2.3	
17	315	81.80	12800	2.6	
18	300	77.24	12800	2.8	
21	255	65.77	12900	3.2	

输出转速 Output speed n_a [r/min]	输出扭矩 Output torque T_a [N m]	传动比 Ratio i	出轴许用径向负载 Permitted overhung load F_{Ra} [1] [N]	使用系数 Service factor f_B	型号 Model
0.55kW					
8.6	610	158.14	7430	1.00	
9.9	530	137.67	8290	1.15	
11	500	128.97	8600	1.20	
12	440	113.94	9060	1.35	JRTR69DN80S4*
13	410	105.83	9280	1.45	JRTRF69DN80S4*
14	370	95.91	9520	1.60	
16	335	86.11	9730	1.80	
18	285	74.17	9940	2.1	
20	270	69.75	10000	2.2	
22	235	61.26	10100	2.5	
24	220	56.89	10200	2.7	
11	465	120.63	7030	0.95	
13	410	106.58	7260	1.10	
14	380	98.99	7370	1.20	
15	345	89.71	7490	1.30	
17	310	80.55	7600	1.45	
20	265	69.23	7710	1.70	JRTR59DN80S4*
21	250	64.85	7750	1.80	JRTRF59DN80S4*
24	220	57.29	7530	2.0	
26	205	53.22	7390	2.2	
28	186	48.23	7190	2.4	
31	167	43.30	6980	2.7	
36	144	37.30	6700	3.1	
39	136	35.07	6580	3.3	
52	102	26.31	6060	4.4	
54	97	24.99	5970	4.7	JRTR59DN80S4*
62	85	21.93	5740	5.3	JRTRF59DN80S4*
73	72	18.60	5460	6.3	
15	360	93.68	3280	0.85	
16	330	84.90	5230	0.90	
18	295	76.23	5450	1.00	
20	265	68.54	5600	1.15	
21	250	64.21	5670	1.20	
24	220	56.73	5790	1.35	JRTR49DN80S4*
26	205	52.69	5770	1.45	JRTRF49DN80S4*
28	184	47.75	5630	1.65	
32	166	42.87	5470	1.80	
37	143	36.93	5260	2.1	
39	134	34.73	5180	2.2	
46	115	29.88	4970	2.6	
51	103	26.74	4820	2.9	JRTR49DN80S4*
58	90	23.28	4630	3.3	JRTRF49DN80S4*
62	84	21.81	4550	3.6	
22	235	61.18	3910	0.85	
24	215	55.76	4740	0.95	JRTR39DN80S4*
28	186	48.08	5120	1.10	JRTRF39DN80S4*
30	173	44.81	5230	1.15	

输出转速 Output speed n_a [r/min]	输出扭矩 Output torque T_a [N m]	传动比 Ratio i	出轴许用径向负载 Permitted overhung load F_{Ra} [1] [N]	使用系数 Service factor f_B	型号 Model
0.55kW					
35	151	39.17	5070	1.30	
37	142	36.72	4990	1.40	
42	125	32.40	4840	1.60	
47	111	28.73	4700	1.80	JRTR39DN80S4*
56	94	24.42	4500	2.1	JRTRF39DN80S4*
61	86	22.27	4390	2.3	
70	75	19.31	4220	2.7	
75	70	18.05	4140	2.9	JRTR39DN80S4*
87	60	15.60	3970	3.3	JRTRF39DN80S4*
103	51	13.25	3790	3.7	
115	46	11.83	3670	4.0	
35	152	39.25	3280	0.85	
37	142	36.79	3240	0.90	JRTR29DN80S4*
42	125	32.47	3160	1.05	JRTRF29DN80S4*
47	111	28.78	3080	1.15	
56	95	24.47	2970	1.40	
61	86	22.32	2910	1.50	
70	75	19.35	2810	1.75	
75	70	18.08	2760	1.85	
87	60	15.63	2660	2.2	
102	51	13.28	2550	2.5	
115	46	11.86	2470	2.8	
134	39	10.13	2370	3.1	
145	36	9.41	2290	3.4	JRTR29DN80S4*
167	32	8.16	2200	3.7	JRTRF29DN80S4*
178	29	7.63	2160	3.8	
206	26	6.59	2070	4.2	
243	22	5.60	1980	4.6	
272	19	5.00	1910	4.9	
318	17	4.27	1830	5.3	
340	15	4.00	1790	5.5	
404	13	3.37	1700	6.1	
50	105	53.76	1235	0.80	
57	92	47.44	1280	0.90	JRTR19DN71M2*
61	86	44.18	1610	1.00	JRTRF19DN71M2*
70	75	38.61	1590	1.15	
69	76	19.71	1590	1.10	
80	66	16.99	1560	1.30	
86	61	15.84	1550	1.40	JRTR19DN80S4*
98	54	13.84	1510	1.60	JRTRF19DN80S4*
105	50	12.98	1500	1.70	
119	44	11.45	1460	1.85	
134	39	10.15	1430	1.95	
158	33	8.63	1380	2.2	
180	29	7.55	1290	1.90	
193	27	7.04	1270	2.0	



输出转速 Output speed n_a [r/min]	输出扭矩 Output torque T_a [N m]	传动比 Ratio i	出轴许用径向负载 Permitted overhung load F_{Ra} [1] [N]	使用系数 Service factor f_B	型号 Model
0.55kW					
221	24	6.15	1240	2.3	
236	22	5.76	1220	2.4	JRTR19DN80S4 *
267	20	5.09	1190	2.6	JRTRF19DN80S4 *
302	17	4.51	1150	2.8	
355	15	3.83	1110	3.0	
313	17	8.63	1170	4.3	
358	15	7.55	1100	3.8	
384	14	7.04	1080	4.0	
439	12	6.15	1050	4.5	JRTR19DN71M2*
468	11	5.76	1030	4.7	JRTRF19DN71M2*
531	9.9	5.09	990	5.2	
599	8.8	4.51	960	5.4	
704	7.5	3.83	920	6.0	
154	34	18.31	800	1.45	
169	31	16.73	795	1.60	
200	26	14.12	775	1.90	
234	22	12.06	755	2.2	
253	21	11.18	745	2.4	
292	18	9.67	725	2.8	
313	17	9.01	710	3.0	
360	15	7.85	690	3.4	JRTR09DN71M2
378	14	7.48	685	3.1	JRTRF09DN71M2
414	13	6.83	670	3.4	
490	11	5.76	645	3.7	
574	9.2	4.92	620	4.0	
619	8.5	4.57	605	4.2	
715	7.3	3.95	585	4.6	
768	6.8	3.68	570	4.8	
881	6.0	3.21	550	52	
174	30	5.18	4510	2.5	
199	26	4.53	4320	3.1	JRTRX69DN90S6*
209	25	4.30	4260	3.2	JRTRXF69DN90S6*
239	22	3.77	4090	4.0	
263	20	5.18	3970	3.8	
300	18	4.53	3800	4.7	
316	17	4.30	3740	4.8	
360	15	3.77	3590	6.0	
425	12	3.20	3410	8.1	JRTRX69DN80S4*
471	11	2.89	3300	9.5	JRTRXF69DN80S4*
535	9.8	2.54	3170	12	
567	9.3	2.40	3110	13	
666	7.9	2.04	2950	17	
732	7.2	1.86	2860	18	
845	6.2	1.61	2730	18	
207	25	4.35	3440	2.7	
238	22	3.79	3300	3.1	JRTRX59DN90S6*
254	21	3.55	3230	3.3	JRTRXF59DN90S6*
287	18	3.14	3110	3.5	
309	17	2.91	3040	3.9	

输出转速 Output speed n_a [r/min]	输出扭矩 Output torque T_a [N m]	传动比 Ratio i	出轴许用径向负载 Permitted overhung load F_{Ra} [1] [N]	使用系数 Service factor f_B	型号 Model
0.55kW					
312	17	4.35	3040	4.1	
359	15	3.79	2910	4.7	
383	14	3.55	2850	5.0	
434	12	3.14	2740	5.4	
467	11	2.91	2680	6.0	
515	10	2.64	2600	6.8	JRTRX59DN80S4*
574	9.2	2.37	2510	7.5	JRTRXF59DN80S4*
666	7.9	2.04	2390	8.7	
708	7.4	1.92	2350	9.3	
823	6.4	1.65	2230	11	
921	5.7	1.48	2150	12	
1045	5.0	1.30	2070	13	
0.75kW					
0.12	53195	11731	190000	0.94	
0.13	47236	10417	190000	1.06	
0.15	42235	9314	190000	1.18	
0.17	37972	8374	190000	1.32	JRTR189R99DN80M4*
0.19	32957	7268	190000	1.52	
0.21	29778	6567	190000	1.68	
0.23	27366	6035	190000	1.83	
0.26	24301	5359	190000	2.06	
0.19	33294	7289	150000	0.96	
0.23	27171	5949	150000	1.18	
0.30	20696	4531	150000	1.55	JRTR179R99DN80M4*
0.37	17129	3750	150000	1.87	
0.45	13977	3060	150000	2.29	
0.30	20700	4650	120000	0.85	JRTR169R99DN80M4*
0.33	18300	4129	120000	1.00	JRTRF169R99DN80M4*
0.52	12100	2657	120000	1.50	
0.59	10500	2333	120000	1.7	JRTR169R99DN80M4*
0.66	8300	2085	120000	1.95	JRTRF169R99DN80M4*
0.96	6550	1438	120000	2.8	
0.42	15300	3302	46300	0.85	JRTR149R99DN80M4*
0.48	13400	2898	61800	1.00	JRTRF149R99DN80M4*
0.54	12100	2555	64400	1.10	
0.62	10500	2211	67100	1.25	
0.71	9230	1951	68800	1.40	JRTR149R79DN80M4*
0.81	7940	1705	70400	1.65	JRTRF149R79DN80M4*
0.90	7130	1536	71200	1.80	
1.0	6170	1329	72100	2.1	
1.2	5380	1166	72700	2.4	
0.74	8730	1863	50900	0.90	
0.87	7390	1586	54600	1.1	JRTR139R79DN80M4*
0.99	6580	1391	56100	1.2	JRTRF139R79DN80M4*
1.1	5920	1256	57100	1.35	

输出转速 Output speed n_a [r/min]	输出扭矩 Output torque T_a [N m]	传动比 Ratio i	出轴许用径向负载 Permitted overhung load F_{Ra} [N]	使用系数 Service factor f_B	型号 Model
0.75kW					
0.67	9810	2073	37900	0.80	
0.75	8610	1839	51400	0.95	
0.86	7410	1598	54600	1.10	
0.99	6590	1397	56100	1.2	
1.1	5750	1226	57400	1.40	JRTR139R79DN80M4*
1.3	5140	1090	58200	1.55	JRTRF139R79DN80M4*
1.5	4490	951	59000	1.80	
1.7	3860	831	59600	2.1	
1.9	3360	730	60100	2.4	
1.3	4940	1055	16400	0.85	
1.5	4310	919	29400	1.00	JRTR109R79DN80M4*
1.7	3840	815	31700	1.1	JRTRF109R79DN80M4*
1.2	5050	1104	28000	0.85	
1.5	4400	939	28900	1.00	
1.7	3830	822	31800	1.1	JRTR109R79DN80M4*
3.7	1710	369	37100	2.5	JRTRF109R79DN80M4*
4.3	1490	323	37200	2.9	
2.2	2990	632	20100	1.00	
2.5	2620	560	23400	1.15	
2.8	2270	484	25200	1.3	
3.2	2050	431	26200	1.45	JRTR99R59DN80M4*
3.6	1800	379	27100	1.65	JRTRF99R59DN80M4*
4.1	1600	336	27500	1.90	
4.7	1400	296	27800	2.1	
5.5	1170	249	28100	2.6	
3.5	1870	398	9720	0.85	
3.9	1650	352	16200	0.95	
4.5	1430	305	17700	1.10	JRTR89R59DN80M4*
5.2	1260	268	18700	1.25	JRTRF89R59DN80M4*
5.8	1110	236	19400	1.40	
3.8	1740	361	15500	0.90	JRTR89R59DN80M4*
4.6	1440	300	17700	1.10	JRTRF9R59DN80M4*
5.4	1220	256	18900	1.25	
2.8	2610	251.15	36000	1.65	JRTR109DN100M8 *
3.0	2390	229.95	36300	1.80	JRTRF109DN100M8 *
3.4	2110	203.16	36700	2.0	
3.2	2240	216.28	25300	1.35	JRTR99DN100M8 *
3.7	1930	186.30	26600	1.55	JRTRF99DN100M8 *
4.1	1760	170.02	27200	1.70	
3.5	2030	255.71	26200	1.45	JRTR99DN90M6*
3.7	1920	241.25	26700	1.55	JRTRF99DN90M6*
4.2	1720	216.28	27300	1.75	
4.8	1500	289.74	27600	2.0	
5.4	1330	255.71	27900	2.3	
5.7	1250	241.25	28000	2.4	JRTR99DN80M4*
6.4	1120	216.28	28100	2.7	JRTRF99DN80M4*
7.4	970	186.30	28300	3.1	
8.1	880	170.02	28300	3.4	

输出转速 Output speed n_a [r/min]	输出扭矩 Output torque T_a [N m]	传动比 Ratio i	出轴许用径向负载 Permitted overhung load F_{Ra} [N]	使用系数 Service factor f_B	型号 Model
0.75kW					
4.2	1720	216.54	15600	0.90	JRTR89DN90M6*
4.4	1640	205.71	16300	0.95	JRTRF89DN90M6*
4.9	1450	181.77	17600	1.05	
5.8	1240	155.34	18800	1.25	JRTR89DN90M6*
6.3	1130	142.41	19300	1.35	JRTRF89DN90M6*
5.6	1280	246.54	18600	1.20	
6.4	1120	216.54	19300	1.40	
6.7	1070	205.71	19600	1.45	
7.6	940	181.77	20000	1.65	
8.9	810	155.34	20000	1.90	JRTR89DN80M4*
9.7	740	142.41	20000	2.0	JRTRF89DN80M4*
11	650	124.97	20000	2.4	
12	615	118.43	20000	2.5	
13	540	103.65	20000	2.9	
15	485	93.38	20000	3.2	
8.3	860	166.59	9490	0.95	JRTR79DN80M4*
9.5	755	145.67	10500	1.10	JRTRF79DN80M4*
10	720	138.39	10800	1.15	
11	630	121.42	11400	1.30	
13	535	102.99	11900	1.55	
15	485	92.97	12200	1.70	
17	425	81.80	12400	1.95	JRTR79DN80M4*
18	400	77.24	12500	2.1	JRTRF79DN80M4*
21	340	65.77	12700	2.4	
24	300	57.68	12800	2.7	
27	270	52.07	12900	3.0	
30	240	45.81	12900	3.5	
32	225	43.26	13000	3.7	
11	670	128.97	4040	0.90	
12	590	113.94	7660	1.00	
13	550	105.83	8120	1.10	
14	500	95.91	8600	1.20	
16	445	86.11	9010	1.35	JRTR69DN80M4*
19	385	74.17	9430	1.55	JRTRF69DN80M4*
20	360	69.75	9570	1.65	
23	320	61.26	9800	1.90	
24	295	56.89	9910	2.0	
27	270	51.56	10000	2.2	
30	240	46.29	10100	2.5	
13	555	106.58	4610	0.80	
14	515	98.99	6200	0.90	
15	465	89.71	7040	0.95	JRTR59DN80M4*
17	420	80.55	7240	1.10	JRTRF59DN80M4*
20	360	69.23	7450	1.25	
21	335	64.85	7430	1.35	
24	295	57.29	7220	1.50	



输出转速 Output speed n_a [r/min]	输出扭矩 Output torque T_a [N m]	传动比 Ratio i	出轴许用径向负载 Permitted overhung load F_{Ra} [N]	使用系数 Service factor f_B	型号 Model
0.75kW					
26	275	53.22	7090	1.65	
29	250	48.23	6930	1.80	
32	225	43.30	6740	2.0	JRTR59DN80M4*
37	194	37.30	6490	2.3	JRTRF59DN80M4*
39	182	35.07	6380	2.5	
46	157	30.18	6130	2.9	
51	140	26.97	5940	3.2	
52	137	26.31	5900	3.3	
55	130	24.99	5820	3.5	JRTR59DN80M4*
63	114	21.93	5610	4.0	JRTRF59DN80M4*
74	97	18.60	5350	4.7	
20	355	68.54	3660	0.85	
21	335	64.21	4950	0.90	JRTR49DN80M4*
24	295	56.73	5450	1.00	JRTRF49DN80M4*
26	275	52.69	5480	1.10	
29	250	47.75	5370	1.20	JRTR49DN80M4*
32	225	42.87	5240	1.35	JRTRF49DN80M4*
37	192	36.93	5060	1.55	
40	180	34.73	4980	1.65	
46	155	29.88	4800	1.95	
52	139	26.70	4660	2.2	
58	122	23.59	4510	2.5	
52	139	26.74	4660	2.2	
59	121	23.28	4490	2.5	
63	113	21.81	4420	2.7	JRTR49DN80M4*
72	100	19.27	4270	3.0	JRTRF49DN80M4*
77	93	17.89	4180	3.1	
85	84	16.22	4070	3.3	
29	250	48.08	2330	0.80	
31	235	44.81	4230	0.85	JRTR39DN80M4*
35	205	39.17	4720	1.00	JRTRF39DN80M4*
38	191	36.72	4740	1.05	
43	168	32.40	4610	1.20	JRTR39DN80M4*
48	149	28.73	4490	1.35	JRTRF39DN80M4*
57	127	24.42	4320	1.60	
62	116	22.27	4230	1.75	
71	100	19.31	4080	2.0	
76	94	18.05	4010	2.1	JRTR39DN80M4*
88	81	15.60	3850	2.5	JRTRF39DN80M4*
104	69	13.25	3690	2.8	
117	61	11.83	3570	3.0	
137	53	10.11	3420	3.2	
146	49	9.47	3360	3.4	
48	149	28.78	2880	0.85	JRTR29DN80M4*
56	127	24.47	2800	1.00	JRTRF29DN80M4*
62	116	22.32	2750	1.10	
71	100	19.35	2670	1.30	JRTR29DN80M4*
76	94	18.08	2630	1.40	JRTRF29DN80M4*

输出转速 Output speed n_a [r/min]	输出扭矩 Output torque T_a [N m]	传动比 Ratio i	出轴许用径向负载 Permitted overhung load F_{Ra} [N]	使用系数 Service factor f_B	型号 Model
0.75kW					
88	81	15.63	2550	1.60	
104	69	13.28	2450	1.90	
116	62	11.86	2380	2.1	
136	53	10.13	2290	2.3	
147	49	9.41	2210	2.5	JRTR29DN80M4*
169	42	8.16	2130	2.7	JRTRF29DN80M4*
181	40	7.63	2090	2.8	
209	34	6.59	2010	3.1	
246	29	5.60	1930	3.4	
276	26	5.00	1870	3.7	
70	102	19.71	1465	0.85	
81	88	16.99	1390	0.95	
87	82	15.84	1380	1.05	JRTR19DN80M4*
100	72	13.84	1370	1.20	JRTRF19DN80M4*
106	67	12.98	1360	1.25	
121	59	11.45	1350	1.35	
136	53	10.15	1320	1.45	
160	45	8.63	1290	1.60	
183	39	7.55	1200	1.45	
196	37	7.04	1180	1.50	
224	32	6.15	1160	1.70	JRTR19DN80M4*
239	30	5.76	1150	1.75	JRTRF19DN80M4*
271	26	5.09	1120	1.95	
306	23	4.51	1090	2.0	
360	20	3.83	1060	2.3	
236	30	11.45	1200	2.7	
266	27	10.15	1170	2.9	
313	23	8.63	1130	3.1	
358	20	7.55	1060	2.8	
384	19	7.04	1040	2.9	JRTR19DN80S2*
439	16	6.15	1010	3.3	JRTRF19DN80S2*
468	15	5.76	990	3.5	
531	14	5.09	960	3.8	
599	12	4.51	930	4.0	
704	10	3.83	890	4.4	
199	36	4.53	4260	2.3	
209	34	4.30	4200	2.3	JRTRX69DN90M6*
239	30	3.77	4040	2.9	JRTRXF69DN90M6*
281	26	3.20	3840	3.9	
267	27	5.18	3900	2.8	
305	24	4.53	3750	3.5	
321	22	4.30	3690	3.6	
366	20	3.77	3540	4.4	
431	17	3.20	3360	6.0	JRTRX69DN80M4*
478	15	2.89	3260	7.1	JRTRXF69DN80M4*
543	13	2.54	3130	8.9	
575	13	2.40	3070	9.8	
675	11	2.04	2920	13	
743	9.6	1.86	2830	13	
858	8.3	1.61	2700	14	

输出转速 Output speed n_a [r/min]	输出扭矩 Output torque T_a [N m]	传动比 Ratio i	出轴许用径向负载 Permitted overhung load F_{Ra} [N]	使用系数 Service factor f_B	型号 Model
0.75kW					
238	30	3.79	3240	2.3	
254	28	3.55	3180	2.4	JRTRX59DN90M6*
287	25	3.14	3060	2.6	JRTRXF59DN90M6*
309	23	2.91	3000	2.9	
341	21	2.64	2910	3.3	
317	23	4.35	2980	3.0	
364	20	3.79	2860	3.5	
389	18	3.55	2800	3.8	
440	16	3.14	2700	4.0	
474	15	2.91	2630	4.4	
523	14	2.64	2560	5.0	JRTRX59DN80M4*
582	12	2.37	2470	5.6	JRTRXF59DN80M4*
676	11	2.04	2360	6.5	
719	10	1.92	2310	6.9	
835	8.6	1.65	2210	8.0	
935	7.7	1.48	2130	8.8	
1060	6.8	1.30	2050	9.3	
1.1kW					
0.19	48339	7268	190000	1.03	
0.21	43677	6567	190000	1.14	
0.23	40134	6035	190000	1.25	
0.26	35639	5359	190000	1.40	JRTR189R99DN90S4*
0.29	31868	4792	190000	1.57	
0.32	28653	4308	190000	1.74	
0.37	24869	3739	190000	2.01	
0.43	21955	3228	190000	2.28	
0.31	30135	4531	150000	1.06	
0.37	24941	3750	150000	1.28	JRTR179R99DN90S4*
0.45	20352	3060	150000	1.57	
0.68	13985	2056	150000	2.29	
0.53	17900	2657	120000	1.00	
0.60	15600	2333	120000	1.15	
0.67	13800	2085	120000	1.30	
0.75	12300	1877	120000	1.45	JRTR169R99DN90S4*
0.84	11000	1670	120000	1.65	JRTRF169R99DN90S4*
0.97	96800	1438	120000	1.85	
1.1	8620	1279	120000	2.1	
1.2	7510	1123	120000	2.4	
0.63	15300	2211	46800	0.85	
0.72	13500	1951	61700	0.95	
0.82	11700	1705	65200	1.15	
0.91	10500	1536	67100	1.25	
1.0	9060	1329	69000	1.45	JRTR149R79DN90S4*
1.2	7920	1166	70400	1.65	JRTRF149R79DN90S4*
1.4	6960	1029	71400	1.85	
1.6	6030	889	72200	2.2	
1.8	5300	784	72700	2.5	
2.0	4680	695	73200	2.8	

输出转速 Output speed n_a [r/min]	输出扭矩 Output torque T_a [N m]	传动比 Ratio i	出轴许用径向负载 Permitted overhung load F_{Ra} [N]	使用系数 Service factor f_B	型号 Model
1.1kW					
1.0	9610	1391	41900	0.85	
1.1	8660	1256	51200	0.9	JRTR139R79DN90S4*
1.3	7590	1105	54200	1.05	JRTRF139R79DN90S4*
1.3	7160	1043	55100	1.1	
1.6	6070	888	56900	1.3	
1.0	9630	1397	41500	0.85	
1.1	8420	1226	52200	0.95	
1.3	7510	1090	54400	1.05	
1.5	6560	951	56100	1.2	
1.7	5670	831	57500	1.4	JRTR139R79DN90S4*
1.9	4950	730	58500	1.6	JRTRF139R79DN90S4*
2.2	4230	629	59300	1.90	
2.5	3830	560	59700	2.1	
2.8	3300	490	60100	2.4	
1.9	4930	717	17300	0.85	
2.3	4150	614	30200	1.05	
2.6	3670	544	32500	1.15	
2.8	3310	492	33900	1.30	JRTR109R79DN90S4*
3.3	2810	417	35500	1.55	JRTRF109R79DN90S4*
3.8	2510	369	36200	1.70	
4.3	2200	323	36600	1.95	
4.9	1930	285	36800	2.2	
5.5	1700	253	37100	2.5	
3.2	2990	431	20300	1.00	
3.7	2620	379	23400	1.15	
4.2	2330	336	24900	1.30	JRTR99R59DN90S4*
4.7	2050	296	26200	1.45	JRTRF99R59DN90S4*
5.6	1710	249	27300	1.75	
6.0	1590	234	27500	1.90	
6.7	1430	209	27700	2.1	
5.2	1840	268	11700	0.85	JRTR89R59DN90S4*
5.9	1630	236	16400	0.95	JRTRF89R59DN90S4*
6.7	1430	209	17700	1.10	
5.5	1780	256	15100	0.85	JRTR89R59DN90S4*
6.0	1610	232	16500	0.95	JRTRF89R59DN90S4*
7.2	1370	195	18100	1.15	
2.7	3940	251.15	31300	1.10	
2.9	3610	229.95	32700	1.20	JRTR109DN100L8*
3.3	3190	203.16	34300	1.35	JRTRF109DN100L8*
3.9	2700	172.34	35800	1.60	
3.6	2920	255.71	21500	1.05	
3.8	2750	241.25	22600	1.10	JRTR99DN90L6*
4.2	2470	216.28	24200	1.20	JRTRF99DN90L6*
4.9	2130	186.30	25900	1.40	
5.5	1920	255.71	26700	1.55	
5.8	1810	241.25	27100	1.65	
6.5	1620	216.28	27500	1.85	
7.5	1400	186.30	27800	2.2	JRTR99DN90S4*
8.2	1280	170.02	27900	2.3	JRTRF99DN90S4*
9.3	1130	150.78	28100	2.7	
11	950	126.75	28300	3.2	
12	870	116.48	28300	3.4	



输出转速 Output speed n_a [r/min]	输出扭矩 Output torque T_a [N m]	传动比 Ratio i	出轴许用径向负载 Permitted overhung load F_{Ra} [N]	使用系数 Service factor f_B	型号 Model
1.1kW					
6.5	1620	216.54	16400	0.95	JRTR89DN90S4*
6.8	1540	205.17	17000	1.00	JRTRF89DN90S4*
7.7	1360	181.77	18100	1.15	
9.0	1170	155.34	19100	1.35	
9.8	1070	142.41	19600	1.45	
11	940	124.97	20000	1.65	
12	890	118.43	20000	1.75	
14	780	103.65	20000	2.0	JRTR89DN90S4*
15	700	93.38	20000	2.2	JRTRF89DN90S4*
17	615	81.92	20000	2.5	
19	545	72.57	20000	2.8	
22	480	63.68	20000	3.2	
23	455	60.35	20000	3.4	
27	395	52.82	20000	3.9	
12	910	121.42	8990	0.90	
14	775	102.99	10300	1.05	
15	700	92.97	10900	1.20	
17	615	81.80	11500	1.35	
18	580	77.24	11700	1.40	
21	495	65.77	12100	1.65	JRTR79DN90S4*
24	435	57.68	12400	1.90	JRTRF79DN90S4*
27	390	52.07	12500	2.1	
31	345	45.81	12700	2.4	
32	325	43.26	12700	2.5	
38	275	36.83	12900	3.0	
42	250	33.47	12900	3.3	
16	645	86.11	6820	0.95	
19	555	74.17	8040	1.10	
20	525	69.75	8370	1.15	
23	460	61.26	8920	1.30	
25	425	56.89	9160	1.40	JRTR69DN90S4 *
27	385	51.56	9420	1.55	JRTRF69DN90S4 *
30	345	46.29	9650	1.75	
35	300	39.88	9890	1.95	
37	280	37.50	9970	2.0	
43	240	32.27	10100	2.2	
49	215	28.83	10200	2.4	
50	210	28.13	10200	2.6	
52	200	26.72	10100	2.7	JRTR69DN90S4 *
60	176	23.44	9730	3.2	JRTRF69DN90S4 *
70	149	19.89	9270	4.0	
20	520	69.23	5990	0.85	JRTR59DN90S4 *
22	485	64.85	6850	0.90	JRTRF59DN90S4 *
24	430	57.29	6700	1.05	
26	400	53.22	6610	1.15	
29	360	48.23	6490	1.25	
32	325	43.30	6350	1.40	JRTR59DN90S4 *
38	280	37.30	6140	1.60	JRTRF59DN90S4 *
40	265	35.07	6060	1.70	

输出转速 Output speed n_a [r/min]	输出扭矩 Output torque T_a [N m]	传动比 Ratio i	出轴许用径向负载 Permitted overhung load F_{Ra} [N]	使用系数 Service factor f_B	型号 Model
1.1kW					
46	225	30.18	5850	2.0	
52	200	26.97	5690	2.2	
53	197	26.31	5650	2.3	JRTR59DN90S4 *
56	188	24.99	5580	2.4	JRTRF59DN90S4 *
64	165	21.93	5400	2.7	
75	140	18.60	5170	3.2	
83	126	16.79	5030	3.6	
29	360	47.75	3500	0.85	
33	320	42.87	4850	0.95	
38	275	36.93	4720	1.10	
40	260	34.73	4660	1.15	JRTR49DN90S4 *
47	225	29.88	4520	1.35	JRTRF49DN90S4 *
52	200	26.70	4410	1.50	
59	177	23.59	4290	1.70	
60	175	23.28	4270	1.70	
64	164	21.81	4210	1.85	
73	145	19.27	4080	2.0	
78	134	17.89	4010	2.2	
86	122	16.22	3910	2.3	JRTR49DN90S4 *
96	109	14.56	3800	2.4	JRTRF49DN90S4 *
112	94	12.54	3650	2.7	
119	89	11.79	3590	2.8	
138	76	10.15	3450	3.0	
154	68	9.07	3340	3.2	
43	245	32.40	2900	0.80	JRTR39DN90S4 *
49	215	28.73	3300	0.95	JRTRF39DN90S4 *
57	183	24.42	3720	1.10	
73	145	19.31	3840	1.40	JRTR39DN90S4 *
78	135	18.05	3790	1.50	JRTRF39DN90S4 *
90	117	15.60	3660	1.70	
106	99	13.25	3520	1.90	
118	89	11.83	3430	2.1	
139	76	10.11	3290	2.2	
148	71	9.47	3230	2.3	JRTR39DN90S4 *
176	60	7.97	3090	2.6	JRTRF39DN90S4 *
210	50	6.67	2920	2.9	
247	43	5.67	2790	3.3	
277	38	5.06	2700	3.6	
72	145	19.35	2430	0.90	
77	136	18.08	2410	0.95	
90	117	15.63	2360	1.10	
105	100	13.28	2290	1.30	
118	89	11.86	2240	1.45	JRTR29DN90S4 *
138	76	10.13	2160	1.60	JRTRF29DN90S4 *
172	61	8.16	2010	1.90	
184	57	7.63	1980	1.95	
212	50	6.59	1920	2.1	

输出转速 Output speed n_a [r/min]	输出扭矩 Output torque T_a [N m]	传动比 Ratio i	出轴许用径向负载 Permitted overhung load F_{Ra} [N]	使用系数 Service factor f_B	型号 Model
1.1kW					
250	42	5.60	1840	2.4	
280	38	5.00	1790	2.5	JRTR29DN90S4＊
328	32	4.27	1720	2.7	JRTRF29DN90S4＊
350	30	4.00	1690	2.8	
415	25	3.37	1610	3.1	
203	52	13.28	1980	2.5	
228	46	11.86	1920	2.8	
267	39	10.13	1840	3.1	
287	37	9.41	1780	3.3	
331	32	8.16	1720	3.7	
354	30	7.63	1690	3.8	JRTR29DN80M2
410	26	6.59	1620	4.1	JRTRF29DN80M2
482	22	5.60	1550	4.5	
540	20	5.00	1500	4.9	
632	17	4.27	1430	5.2	
675	16	4.00	1410	5.4	
801	13	3.37	1340	6.0	
137	77	19.71	1150	1.10	
159	66	16.99	1140	1.30	
170	62	15.84	1140	1.40	
195	54	13.84	1120	1.60	
208	51	12.98	1120	1.70	
236	45	11.45	1100	1.80	
266	40	10.15	1080	1.95	JRTR19DN80M2
313	34	8.63	1050	2.1	JRTRF19DN80M2
358	29	7.55	970	1.90	
384	27	7.04	960	2.0	
439	24	6.15	940	2.3	
468	22	5.76	930	2.4	
531	20	5.09	910	2.6	
599	18	4.51	880	2.7	
704	15	3.83	850	3.0	
249	42	5.63	5680	2.6	JRTRX79DN90S4＊
262	40	5.35	5590	2.6	JRTRXF79DN90S4＊
296	36	4.73	5380	3.5	
203	52	4.53	4130	1.60	JRTRX69DN90L6＊
214	49	4.30	4070	1.65	JRTRXF69DN90L6＊
244	43	3.77	3920	2.0	
309	34	4.53	3660	2.4	
326	32	4.30	3610	2.5	
371	28	3.77	3470	3.1	
438	24	3.20	3300	4.2	
485	22	2.89	3200	4.9	JRTRX69DN90S4＊
551	19	2.54	3070	6.2	JRTRXF69DN90S4＊
583	18	2.40	3020	6.8	
685	15	2.04	2870	8.8	
754	14	1.86	2780	9.1	
870	12	1.61	2660	9.4	
1000	11	1.40	2550	9.9	

输出转速 Output speed n_a [r/min]	输出扭矩 Output torque T_a [N m]	传动比 Ratio i	出轴许用径向负载 Permitted overhung load F_{Ra} [N]	使用系数 Service factor f_B	型号 Model
1.1kW					
243	43	3.79	3120	1.60	
259	41	3.55	3060	1.70	JRTRX59DN90L6＊
293	36	3.14	2960	1.80	JRTRXF59DN90L6＊
316	33	2.91	2900	2.0	
348	30	2.64	2820	2.3	
369	28	3.79	2780	2.4	
394	27	3.55	2730	2.6	
446	24	3.14	2630	2.8	
481	22	2.91	2570	3.1	
530	20	2.64	2500	3.5	JRTRX59DN90S4＊
591	18	2.37	2420	3.9	JRTRXF59DN90S4＊
686	15	2.04	2310	4.5	
729	14	1.92	2270	4.8	
847	12	1.65	2160	5.6	
948	11	1.48	2090	6.1	
1075	9.8	1.30	2010	6.4	
1.5kW					
0.23	54728	6035	190000	0.91	
0.26	48599	5359	190000	1.03	
0.29	43457	4792	190000	1.15	
0.32	39073	4308	190000	1.28	JRTR189R99DN90L4＊
0.37	33913	3739	190000	1.47	
0.43	29938	3228	190000	1.67	
0.51	25398	2738	190000	1.97	
0.55	23381	2521	190000	2.14	
0.37	34011	3750	150000	0.94	
0.45	27752	3060	150000	1.15	JRTR179R99DN90L4＊
0.68	19071	2056	150000	1.68	
0.73	17556	1893	150000	1.82	
0.89	14504	1564	150000	2.21	
0.60	21400	2333	120000	0.85	
0.68	19000	2085	120000	0.95	
0.75	17000	1877	120000	1.05	
0.84	15100	1670	120000	1.20	JRTR169R99DN90L4＊
0.98	13300	1438	120000	1.35	JRTRF169R99DN90L4＊
1.1	11800	1279	120000	1.55	
1.3	10300	1123	120000	1.75	
1.4	9180	999	120000	1.95	
3.3	3920	426	73600	3.3	JRTR149R89DN90L4＊
3.8	3380	368	73800	3.8	JRTRF149R89DN90L4＊
0.83	15900	1705	37900	0.85	
0.92	14300	1536	58600	0.90	
1.1	12400	1329	63900	1.05	JRTR149R79DN90L4＊
1.2	10800	1166	66500	1.20	JRTRF149R79DN90L4＊
1.4	9530	1029	68400	1.35	



输出转速 Output speed n_a [r/min]	输出扭矩 Output torque T_a [N m]	传动比 Ratio i	出轴许用径向负载 Permitted overhung load F_{Ra} [N]	使用系数 Service factor f_B	型号 Model
1.5kW					
1.6	8250	889	70000	1.60	
1.8	7260	784	71100	1.80	
2.0	6420	695	71900	2.0	JRTR149R79DN90L4 *
2.3	5780	619	72400	2.3	JRTRF149R79DN90L4 *
2.5	5200	558	72800	2.5	
1.4	9770	1043	38800	0.80	
1.6	8290	888	52700	0.95	JRTR139R79DN90L4 *
2.0	6500	699	56200	1.25	JRTRF139R79DN90L4 *
2.3	5640	609	57600	1.45	
1.3	10200	1090	26100	0.80	
1.5	8940	951	49900	0.90	
1.7	7750	831	53900	1.05	
1.9	6770	730	55800	1.20	
2.2	5800	629	57300	1.40	JRTR139R79DN90L4 *
2.5	5230	560	58100	1.55	JRTRF139R79DN90L4 *
2.9	4530	490	59000	1.75	
3.3	3950	428	59600	2.0	
3.7	3560	381	59900	2.3	
4.4	3020	323	60300	2.7	
2.7	4900	528	18500	0.90	JRTR109R79DN90L4 * JRTRF109R79DN90L4 *
2.6	5030	544	10400	0.85	
2.9	4550	492	28100	0.95	
3.4	3850	417	31700	1.1	JRTR109R79DN90L4 * JRTRF109R79DN90L4 *
3.8	3440	369	33400	1.25	
4.4	3000	323	34900	1.45	
3.0	4470	469	28500	0.95	JRTR109R79DN90L4 * JRTRF109R79DN90L4 *
4.2	3170	336	11300	0.95	
4.8	2790	296	22400	1.10	
5.7	2330	249	24900	1.30	JRTR99R59DN90L4 *
6.0	2180	234	25600	1.40	JRTRF99R59DN90L4 *
6.8	1950	209	26600	1.55	
3.0	4710	229.95	26500	0.90	
3.5	4160	203.16	30200	1.05	JRTR109DN112M8 *
4.1	3530	172.34	33100	1.20	JRTRF109DN112M8 *
4.4	3250	158.68	34100	1.30	
3.7	3910	251.15	31400	1.10	
4.0	3580	229.95	32900	1.20	
4.5	3160	203.16	34400	1.35	JRTR109DN100L6 *
5.3	2680	172.34	35900	1.60	JRTRF109DN100L6 *
5.8	2470	158.68	36200	1.75	
6.5	2210	141.83	36500	1.95	
5.5	2600	255.71	23500	1.15	
5.8	2450	241.25	24300	1.20	JRTR99DN90L4 *
6.5	2200	216.28	25600	1.35	JRTRF99DN90L4 *
7.6	1890	186.30	26800	1.60	

输出转速 Output speed n_a [r/min]	输出扭矩 Output torque T_a [N m]	传动比 Ratio i	出轴许用径向负载 Permitted overhung load F_{Ra} [N]	使用系数 Service factor f_B	型号 Model
1.5kW					
8.3	1730	170.02	27300	1.75	
9.4	1530	150.78	27600	1.95	
11	1290	126.75	27900	2.3	
12	1180	116.48	28000	2.5	JRTR99DN90L4 * JRTRF99DN90L4 *
14	1050	103.44	28200	2.9	
15	940	92.48	28300	3.2	
7.8	1850	181.77	11400	0.85	
9.1	1580	155.34	16700	1.00	
9.9	1450	142.41	17600	1.05	JRTR89DN90L4 *
11	1270	124.97	18600	1.20	JRTRF89DN90L4 *
12	1200	118.43	19000	1.30	
14	1050	103.65	19600	1.45	
15	950	93.38	20000	1.65	
17	830	81.92	20000	1.85	
19	735	72.57	20000	2.1	JRTR89DN90L4 *
22	645	63.68	20000	2.4	JRTRF89DN90L4 *
23	615	60.35	20000	2.5	
27	535	52.82	20000	2.9	
30	485	47.58	20000	3.2	
34	425	41.74	20000	3.7	JRTR89DN90L4 * JRTRF89DN90L4 *
38	375	36.84	19600	4.1	
15	940	92.97	8500	0.85	
17	830	81.80	9820	1.00	JRTR79DN90L4 *
18	785	77.24	10200	1.05	JRTRF79DN90L4 *
21	670	65.77	11100	1.25	
24	585	57.68	11600	1.40	
27	530	52.07	11900	1.55	
31	465	45.81	12200	1.75	
33	440	43.26	12300	1.85	JRTR79DN90L4 *
38	375	36.83	12600	2.2	JRTRF79DN90L4 *
42	340	33.47	12700	2.4	
49	295	29.00	12500	2.8	
56	255	25.23	12000	3.0	
60	240	23.37	11800	3.5	
66	220	21.43	11500	3.8	JRTR79DN90L4 * JRTRF79DN90L4 *
75	191	18.80	11000	4.1	
23	620	61.26	7280	0.95	
25	580	56.89	7810	1.05	
27	525	51.56	8370	1.15	
30	470	46.29	8830	1.30	JRTR69DN90L4 *
35	405	39.88	9300	1.45	JRTRF69DN90L4 *
38	380	37.50	9460	1.50	
44	330	32.27	9750	1.65	
49	295	28.83	9920	1.80	
50	285	28.13	9950	1.90	
53	270	26.72	9850	2.0	
60	240	23.44	9500	2.4	JRTR69DN90L4 * JRTRF69DN90L4 *
71	200	19.89	9070	3.0	
79	182	17.95	8810	3.2	

输出转速 Output speed n_a [r/min]	输出扭矩 Output torque T_a [N m]	传动比 Ratio i	出轴许用径向负载 Permitted overhung load F_{Ra} [1] [N]	使用系数 Service factor f_B	型号 Model
1.5kW					
27	540	53.22	5140	0.85	JRTR59DN90L4 *
29	490	48.23	6010	0.90	JRTRF59DN90L4 *
33	440	43.30	5920	1.00	
38	380	37.30	5770	1.20	
40	355	35.07	5710	1.25	JRTR59DN90L4 *
47	305	30.18	5540	1.45	JRTRF59DN90L4 *
52	275	26.97	5420	1.65	
54	265	26.31	5390	1.70	
56	255	24.99	5330	1.75	
64	225	21.93	5170	2.0	
76	189	18.60	4980	2.4	JRTR59DN90L4 *
84	171	16.79	4850	2.6	JRTRF59DN90L4 *
95	150	14.77	4700	2.9	
101	142	13.95	4630	3.0	
119	121	11.88	4440	3.4	
38	375	36.93	2380	0.80	JRTR49DN90L4 *
41	355	34.73	3840	0.85	JRTRF49DN90L4 *
47	305	29.88	4220	1.00	
53	270	26.70	4140	1.10	
60	240	23.59	4050	1.25	
61	235	23.28	4040	1.25	
65	220	21.81	3990	1.35	
73	196	19.27	3890	1.50	
79	182	17.89	3830	1.60	
87	165	16.22	3740	1.65	
97	148	14.56	3650	1.80	
112	127	12.54	3520	1.95	
120	120	11.79	3470	2.1	
139	103	10.15	3340	2.2	JRTR49DN90L4 *
155	92	9.07	3240	2.4	JRTRF49DN90L4 *
176	81	8.01	3140	2.5	
182	79	7.76	3060	2.1	
203	71	6.96	2980	2.3	
235	61	6.00	2860	2.6	
250	57	5.64	2810	2.7	
291	49	4.85	2700	3.0	
325	44	4.34	2610	3.3	
368	39	3.83	2520	3.7	
73	196	19.31	2660	1.00	JRTR39DN90L4 *
78	183	18.05	2840	1.10	JRTRF39DN90L4 *
90	159	15.60	3160	1.25	
106	135	13.25	3350	1.40	
119	120	11.83	3270	1.50	
140	103	10.11	3160	1.65	JRTR39DN90L4 *
149	96	9.47	3110	1.75	JRTRF39DN90L4 *
177	81	7.97	2980	1.95	
211	68	6.67	2820	2.1	

输出转速 Output speed n_a [r/min]	输出扭矩 Output torque T_a [N m]	传动比 Ratio i	出轴许用径向负载 Permitted overhung load F_{Ra} [1] [N]	使用系数 Service factor f_B	型号 Model
1.5kW					
249	58	5.67	2710	2.5	
279	51	5.06	2630	2.6	JRTR39DN90L4 *
326	44	4.32	2520	2.9	JRTRF39DN90L4 *
348	41	4.05	2470	3.0	
414	35	3.41	2360	3.2	
211	68	13.25	2850	2.8	
237	61	11.83	2770	3.0	JRTR39DN90S2 *
277	52	10.11	2650	3.3	JRTRF39DN90S2 *
296	48	9.47	2610	3.5	
351	41	7.97	2480	3.8	
90	159	15.63	1700	0.80	
106	135	13.28	2020	0.95	
119	121	11.86	2080	1.05	JRTR29DN90L4 *
139	103	10.13	2030	1.20	JRTRF29DN90L4 *
173	83	8.16	1880	1.40	
185	78	7.63	1860	1.45	
214	67	6.59	1810	1.60	
252	57	5.60	1750	1.75	
282	51	5.00	1710	1.85	JRTR29DN90L4 *
330	43	4.27	1650	2.0	JRTRF29DN90L4 *
353	41	4.00	1630	2.1	
418	34	3.37	1560	2.3	
236	61	11.86	1820	2.1	
276	52	10.13	1760	2.4	
343	42	8.16	1640	2.8	
367	39	7.63	1610	2.9	
425	34	6.59	1550	3.2	JRTR29DN90S2
500	29	5.60	1490	3.5	JRTRF29DN90S2
560	26	5.00	1450	3.7	
656	22	4.27	1390	4.0	
700	21	4.00	1360	4.2	
831	17	3.37	1300	4.6	
250	57	5.63	5580	1.90	
264	54	5.35	5490	1.90	
298	48	4.73	5300	2.6	
349	41	4.04	5050	3.5	JRTRX79DN90L4 *
381	38	3.70	4920	4.1	JRTRXF79DN90L4 *
434	33	3.25	4720	5.5	
458	31	3.08	4650	6.2	
523	27	2.70	4460	7.9	
581	25	2.43	4310	8.7	
312	46	4.53	3570	1.80	
328	44	4.30	3520	1.85	
374	38	3.77	3390	2.3	JRTRX69DN90L4 *
441	33	3.20	3230	3.1	JRTRXF69DN90L4 *
488	29	2.89	3140	3.6	
555	26	2.54	3020	4.6	
588	24	2.40	2970	5.0	



输出转速 Output speed n_a [r/min]	输出扭矩 Output torque T_a [N m]	传动比 Ratio i	出轴许用径向负载 Permitted overhung load F_{Ra} [N]	使用系数 Service factor f_B	型号 Model
1.5kW					
690	21	2.04	2820	6.4	
759	19	1.86	2740	6.7	JRTRX69DN90L4 *
876	16	1.61	2620	7.0	JRTRXF69DN90L4 *
1005	14	1.40	2510	7.3	
372	39	3.79	2700	1.80	
397	36	3.55	2650	1.90	
450	32	3.14	2560	2.0	
484	30	2.91	2510	2.3	
534	27	2.64	2440	2.6	JRTRX59DN90L4 *
595	24	2.37	2360	2.9	JRTRXF59DN90L4 *
691	21	2.04	2260	3.3	
734	20	1.92	2220	3.5	
853	17	1.65	2120	4.1	
955	15	1.48	2050	4.5	
1080	13	1.30	1980	4.7	
2.2kW					
0.33	56494	4308	190000	0.89	JRTR189R99DN100S4*
0.38	49033	3739	190000	1.02	
0.44	43286	3228	190000	1.16	
0.51	36722	2738	190000	1.36	
0.56	33805	2521	190000	1.48	
0.63	30213	2253	190000	1.65	JRTR189R99DN100S4*
0.70	27201	2028	190000	1.84	
0.77	24635	1837	190000	2.03	
0.87	21839	1628	190000	2.29	
0.56	32970	2514	150000	0.97	
0.69	27574	2056	150000	1.16	
0.74	25383	1893	150000	1.26	
0.90	20970	1564	150000	1.53	JRTR179R99DN100S4*
0.98	19304	1439	150000	1.66	
1.15	16398	1223	150000	1.95	
1.34	14068	1049	150000	2.27	
0.84	22600	1670	120000	0.80	
0.98	19700	1438	120000	0.90	
1.1	17500	1279	120000	1.05	
1.3	15300	1123	120000	1.15	JRTR169R99DN100S4*
1.4	13600	999	120000	1.30	JRTRF169R99DN100S4*
1.6	11800	861	120000	1.55	
1.9	10400	760	120000	1.75	
2.1	8730	656	120000	2.1	
2.6	7200	533	71100	1.80	
3.1	6190	462	72100	2.1	JRTR149R89DN100S4*
3.3	5820	426	72400	2.2	JRTRF149R89DN100S4*
3.8	5030	368	72900	2.6	
4.3	4450	326	73300	2.9	

输出转速 Output speed n_a [r/min]	输出扭矩 Output torque T_a [N m]	传动比 Ratio i	出轴许用径向负载 Permitted overhung load F_{Ra} [N]	使用系数 Service factor f_B	型号 Model
2.2kW					
1.2	16000	1166	36000	0.80	
1.4	14100	1029	60300	0.9	
1.6	12200	889	64200	1.05	
1.8	10800	784	66600	1.20	JRTR149R79DN100S4*
2.0	9520	695	68500	1.35	JRTRF149R79DN100S4*
2.3	8550	619	69700	1.5	
2.5	7690	558	70600	1.70	
2.9	6730	489	71600	1.95	
2.0	9620	699	41800	0.85	JRTR139R79DN100S4*
2.3	8350	609	52500	0.95	JRTRF139R79DN100S4*
1.9	10000	730	33300	0.80	
2.2	8610	629	51400	0.95	
2.5	7730	560	54000	1.05	
2.9	6720	490	55900	1.20	
3.3	5860	428	57200	1.35	JRTR139R79DN100S4*
3.7	5260	381	58100	1.5	JRTRF139R79DN100S4*
4.4	4460	323	59000	1.80	
4.8	4020	291	59500	2.0	
5.5	3510	255	59900	2.3	
6.3	3070	223	60300	2.6	
3.8	5010	369	12100	0.85	
4.4	4450	323	28600	0.95	JRTR109R79DN100S4*
4.9	3920	285	31400	1.10	JRTRF109R79DN100S4*
5.6	3470	253	33300	1.25	
6.6	2940	214	35100	1.45	
4.3	4540	325	28100	0.95	JRTR109R79DN100S4* JRTRF109R79DN100S4*
6.0	3170	234	11300	0.95	JRTR99R59DN100S4*
6.8	2880	209	21800	1.05	JRTRF99R59DN100S4*
3.1	6680	222.60	55900	1.20	
3.7	5660	188.45	57500	1.40	JRTR139DN132S8
4.0	5230	174.40	58100	1.55	JRTRF139DN132S8
4.5	4690	156.31	58800	1.70	
5.0	4240	141.12	59300	1.90	
5.5	3850	128.18	59600	2.1	JRTR139DN132S8
6.2	3410	113.72	60000	2.3	JRTRF139DN132S8
6.8	3100	103.20	60300	2.6	
4.6	4540	203.16	28100	0.95	
5.4	3850	172.34	31700	1.10	JRTR109DN112M6*
5.9	3550	158.68	33000	1.20	JRTRF109DN112M6*
6.6	3170	141.83	34400	1.35	
5.6	3740	251.15	32200	1.15	JRTR109DN100S4*
6.1	3430	229.95	33500	1.25	JRTRF109DN100S4*
6.9	3030	203.16	34900	1.40	
8.2	2570	172.34	36100	1.65	JRTR109DN100S4*
8.9	2360	158.68	36300	1.80	JRTRF109DN100S4*

输出转速 Output speed n_a [r/min]	输出扭矩 Output torque T_a [N m]	传动比 Ratio i	出轴许用径向负载 Permitted overhung load F_{Ra} [1] [N]	使用系数 Service factor f_B	型号 Model
2.2kW					
9.9	2110	141.83	36600	2.0	
11	1900	127.68	36900	2.3	
12	1720	115.63	37000	2.5	JRTR109DN100S4*
14	1530	102.53	37200	2.8	JRTRF109DN100S4*
15	1380	92.70	37300	3.1	
6.5	3220	216.28	17030	0.95	
7.6	2780	186.30	22500	1.10	JRTR99DN100S4*
8.3	2530	170.02	23900	1.20	JRTRF99DN100S4*
9.4	2250	150.78	25300	1.35	
11	1890	126.75	26800	1.60	
12	1740	116.48	27300	1.75	
14	1540	103.44	27600	1.95	
15	1380	92.48	27800	2.2	JRTR99DN100S4*
17	1240	83.15	28000	2.4	JRTRF99DN100S4*
20	1080	72.17	28200	2.8	
22	970	65.21	27700	3.1	
24	890	59.92	27000	3.4	
27	795	53.21	26100	3.8	
30	710	47.58	25300	4.2	
11	1860	124.97	10100	0.85	
12	1760	118.43	15200	0.90	JRTR89DN100S4*
14	1540	103.65	17000	1.00	JRTRF89DN100S4*
15	1390	93.38	17900	1.10	
17	1220	81.92	18900	1.25	
19	1080	72.57	19500	1.45	
22	950	63.68	20000	1.65	
23	900	60.35	20000	1.70	
27	785	52.82	20000	1.95	JRTR89DN100S4*
30	710	47.58	20000	2.2	JRTRF89DN100S4*
34	620	41.74	19900	2.5	
38	550	36.84	19200	2.8	
43	485	32.66	18500	3.2	
41	515	34.40	18800	2.9	
45	470	31.40	18300	3.3	JRTR89DN100S4*
51	415	27.84	17700	3.7	JRTRF89DN100S4*
60	350	23.40	16800	4.5	
66	320	21.51	16400	4.7	
21	980	65.77	5470	0.85	
24	860	57.68	9540	0.95	JRTR79DN100S4*
27	775	52.07	10300	1.05	JRTRF79DN100S4*
31	685	45.81	11000	1.20	
33	645	43.26	11300	1.25	
38	550	36.83	11800	1.50	JRTR79DN100S4*
42	500	33.47	12100	1.65	JRTRF79DN100S4*
49	430	29.00	12100	1.90	
56	375	25.23	11700	2.1	

输出转速 Output speed n_a [r/min]	输出扭矩 Output torque T_a [N m]	传动比 Ratio i	出轴许用径向负载 Permitted overhung load F_{Ra} [1] [N]	使用系数 Service factor f_B	型号 Model
2.2kW					
60	350	23.37	11400	2.4	
66	320	21.43	11200	2.6	
75	280	18.80	10800	2.8	JRTR79DN100S4*
79	265	17.82	10600	2.9	JRTRF79DN100S4*
90	230	15.60	10200	3.2	
100	210	14.05	9910	3.4	
35	595	39.88	7630	1.00	
38	560	37.50	8020	1.00	JRTR69DN100S4*
44	480	32.27	8750	1.10	JRTRF69DN100S4*
49	430	28.83	9140	1.20	
60	350	23.44	9140	1.60	
71	295	19.89	8760	2.0	
79	270	17.95	8530	2.2	
89	235	15.79	8240	2.4	
95	220	14.91	8110	2.5	JRTR69DN100S4*
111	189	12.70	7760	2.8	JRTRF69DN100S4*
122	172	11.54	7560	2.9	
141	149	10.00	7250	3.2	
162	130	8.70	6960	3.4	
181	116	7.79	6760	3.3	
38	555	37.30	4490	0.80	
40	525	35.07	5110	0.85	JRTR59DN100S4*
47	450	30.18	5030	1.00	JRTRF59DN100S4*
52	400	26.97	4960	1.10	
64	325	21.93	4800	1.40	
76	275	18.60	4660	1.60	
84	250	16.79	4570	1.80	
95	220	14.77	4450	2.0	
101	210	13.95	4390	2.1	JRTR59DN100S4*
119	177	11.88	4230	2.3	JRTRF59DN100S4*
131	161	10.79	4140	2.4	
151	139	9.35	4000	2.7	
156	135	9.06	3980	2.8	
177	119	7.97	3850	3.0	
107	197	26.31	4340	2.3	
112	187	24.99	4290	2.4	
128	164	21.93	4160	2.8	JRTR59DN90L2 *
151	139	18.60	3990	3.2	JRTRF59DN90L2 *
167	126	16.79	3890	3.6	
190	111	14.77	3760	3.9	
201	104	13.95	3710	4.1	
73	285	19.27	3550	1.05	
87	240	16.22	3460	1.15	
97	215	14.56	3400	1.20	
112	187	12.54	3310	1.35	JRTR49DN100S4*
120	176	11.79	3270	1.40	JRTRF49DN100S4*
139	151	10.15	3160	1.50	
155	135	9.07	3090	1.65	



输出转速 Output speed n_a [r/min]	输出扭矩 Output torque T_a [N m]	传动比 Ratio i	出轴许用径向负载 Permitted overhung load F_{Ra} [1] [N]	使用系数 Service factor f_B	型号 Model
2.2kW					
176	119	8.01	3000	1.70	
182	116	7.76	2910	1.40	
203	104	6.96	2840	1.55	
235	89	6.00	2740	1.75	JRTR49DN100S4*
250	84	5.64	2700	1.85	JRTRF49DN100S4*
291	72	4.85	2600	2.1	
325	65	4.34	2530	2.3	
368	57	3.83	2440	2.5	
121	174	23.28	3260	1.70	
129	163	21.81	3220	1.85	
146	144	19.27	3130	2.1	
157	134	17.89	3080	2.2	
173	121	16.22	3010	2.3	JRTR49DN90L2 *
193	109	14.56	2930	2.4	JRTRF49DN90L2 *
224	94	12.54	2830	2.7	
238	88	11.79	2780	2.8	
277	76	10.15	2680	3.0	
310	68	9.07	2600	3.2	
351	60	8.01	2510	3.4	
90	230	15.60	1070	0.85	JRTR39DN100S4*
106	198	13.25	1660	0.95	JRTRF39DN100S4*
119	176	11.83	1990	1.05	
140	151	10.11	2360	1.15	
149	141	9.47	2480	1.20	
177	119	7.97	2750	1.30	
211	99	6.67	2470	1.45	JRTR39DN100S4*
249	84	5.67	2570	1.70	JRTRF39DN100S4*
279	75	5.06	2500	1.80	
326	64	4.32	2410	1.95	
348	60	4.05	2370	2.0	
414	51	3.41	2270	2.2	
146	144	19.31	2440	1.4	JRTR39DN90L2 *
156	135	18.05	2560	1.5	JRTRF39DN90L2 *
180	117	15.60	2780	1.7	
212	99	13.25	2700	1.9	
237	89	11.83	2630	2.1	
278	76	10.11	2540	2.3	
297	71	9.47	2500	2.4	
352	60	7.97	2390	2.6	JRTR39DN90L2 *
421	50	6.67	2260	2.9	JRTRF39DN90L2 *
496	42	5.67	2170	3.4	
555	38	5.06	2100	3.6	
650	32	4.32	2010	3.9	
694	30	4.05	1980	4.0	
824	26	3.41	1880	4.4	

输出转速 Output speed n_a [r/min]	输出扭矩 Output torque T_a [N m]	传动比 Ratio i	出轴许用径向负载 Permitted overhung load F_{Ra} [1] [N]	使用系数 Service factor f_B	型号 Model
2.2kW					
139	151	10.13	1120	0.80	
214	98	6.59	1130	1.10	
252	83	5.60	1390	1.20	JRTR29DN100S4*
282	75	5.00	1540	1.30	JRTRF29DN100S4*
330	64	4.27	1540	1.35	
353	60	4.00	1520	1.45	
418	50	3.37	1470	1.55	
212	99	13.28	1710	1.3	
237	89	11.86	1680	1.45	
277	76	10.13	1640	1.6	
344	61	8.16	1520	1.9	
369	57	7.63	1500	1.95	JRTR29DN90L2
426	49	6.59	1460	2.2	JRTRF29DN90L2
502	42	5.60	1410	2.4	
562	37	5.00	1380	2.5	
658	32	4.27	1330	2.7	
703	30	4.00	1310	2.8	
834	25	3.37	1250	3.1	
298	70	4.73	5180	1.75	
349	60	4.04	4950	2.4	
381	55	3.70	4820	2.8	
434	48	3.25	4640	3.8	
458	46	3.08	4560	4.2	
523	40	2.70	4380	5.4	JRTRX79DN100S4*
581	36	2.43	4250	5.9	JRTRXF79DN100S4*
662	32	2.13	4080	6.3	
750	28	1.88	3920	6.7	
846	25	1.67	3780	7.0	
991	21	1.42	3590	7.3	
374	56	3.77	3280	1.55	
441	48	3.20	3130	2.1	
488	43	2.89	3050	2.5	
555	38	2.54	2940	3.1	
588	36	2.40	2890	3.4	JRTRX69DN100S4 *
690	30	2.04	2760	4.4	JRTRXF69DN100S4 *
759	28	1.86	2680	4.6	
876	24	1.61	2570	4.8	
1005	21	1.40	2460	5.0	
450	47	3.14	2450	1.40	
534	39	2.64	2340	1.75	
595	35	2.37	2280	1.95	
691	30	2.04	2190	2.3	JRTRX59DN100S4*
734	29	1.92	2150	2.4	JRTRXF59DN100S4*
853	25	1.65	2060	2.8	
955	22	1.48	1990	3.1	
1080	19	1.30	1930	3.3	

输出转速 Output speed n_a [r/min]	输出扭矩 Output torque T_a [N m]	传动比 Ratio i	出轴许用径向负载 Permitted overhung load F_{Ra} [1] [N]	使用系数 Service factor f_B	型号 Model
3.0kW					
0.51	50076	2738	190000	1.00	JRTR189R99DN100L4 *
0.56	46098	2521	190000	1.08	
0.63	41199	2253	190000	1.21	
0.70	37092	2028	190000	1.35	
0.77	33593	1837	190000	1.49	
0.87	29780	1628	190000	1.68	
0.98	26254	1436	160000	1.90	
1.13	22819	1248	190000	2.19	
0.90	28596	1564	150000	1.12	JRTR179R99DN100L4 *
0.98	26324	1439	150000	1.22	
1.15	22361	1223	150000	1.43	
1.34	19183	1049	150000	1.67	
1.50	17134	937	150000	1.87	
1.68	15376	841	150000	2.08	
2.01	12847	703	150000	2.49	
1.2	21200	1123	12000	0.85	JRTR169R99DN100L4 * JRTRF169R99DN100L4 *
1.4	18900	999	12000	0.95	
1.6	16300	861	12000	1.10	
1.8	14400	760	12000	1.25	
2.1	12200	656	12000	1.50	
2.8	9330	503	12000	1.95	
2.6	9990	533	68000	1.30	JRTR149R89DN100L4 * JRTRF149R89DN100L4 *
3.0	8610	462	69700	1.50	
3.3	8060	426	70400	1.6	
3.8	6960	368	71500	1.85	
4.3	6150	326	72200	2.1	
5.0	5230	280	72800	2.5	
1.6	16900	889	21900	0.75	JRTR149R79DN100L4 * JRTRF149R79DN100L4 *
1.8	14900	784	52000	0.85	
2.0	13200	695	62300	1.00	
2.3	11800	619	64900	1.10	
2.5	10600	558	66900	1.2	
2.8	9280	490	48100	0.85	JRTR139R79DN100L4 * JRTRF139R79DN100L4 *
3.3	8100	428	53200	1.00	
3.7	7260	381	54900	1.10	
4.3	6160	323	56800	1.30	
4.8	5540	291	57700	1.45	
5.5	4840	255	58600	1.65	
6.3	4240	223	59300	1.90	
2.7	9990	517	34100	0.80	JRTR139R79DN100L4 *
3.1	8760	453	50700	0.9	JRTRF139R79DN100L4 *
5.5	4790	253	23500	0.90	JRTR109R79DN100L4 * JRTRF109R79DN100L4 *
6.5	4060	214	30700	1.05	
7.5	3550	187	33000	1.2	
5.5	4930	256	17400	0.85	JRTR109R79DN100L4 * JRTRF109R79DN100L4 *

输出转速 Output speed n_a [r/min]	输出扭矩 Output torque T_a [N m]	传动比 Ratio i	出轴许用径向负载 Permitted overhung load F_{Ra} [1] [N]	使用系数 Service factor f_B	型号 Model
3.0kW					
3.2	8860	222.60	50300	0.90	JRTR139DN132M8 * JRTRF139DN132M8 *
3.8	7500	188.45	54400	1.05	
4.1	6940	174.40	55500	1.15	
4.6	6220	156.31	56700	1.30	
5.1	5620	141.12	57600	1.40	
5.6	5100	128.18	58300	1.55	JRTR139DN132M8 * JRTRF139DN132M8 *
6.3	4520	113.72	59000	1.75	
7.0	4110	103.20	59400	1.95	
8.1	3530	88.70	59900	2.3	
4.2	6780	222.60	55800	1.20	JRTR139DN132S6 * JRTRF139DN132S6 *
5.0	5740	188.45	57400	1.40	
5.4	5320	174.40	58000	1.50	
6.0	4760	156.31	58700	1.70	
6.7	4300	141.12	59200	1.85	
7.3	3910	128.18	59600	2.1	JRTR139DN132S6 * JRTRF139DN132S6 *
8.3	3470	113.72	60000	2.3	
9.1	3150	103.20	60200	2.5	
5.9	4840	158.68	21600	0.90	JRTR109DN132S6 * JRTRF109DN132S6 *
6.6	4320	141.83	29300	1.00	
7.4	3890	127.68	31500	1.10	
6.1	4710	229.95	26500	0.90	JRTR109DN100L4 * JRTRF109DN100L4 *
6.9	4160	203.16	30200	1.05	
8.1	3530	172.34	33100	1.20	
8.8	3250	158.68	34100	1.30	
9.9	2900	141.83	35300	1.50	
11	2610	127.68	36000	1.65	
12	2370	115.63	36300	1.80	
14	2100	102.53	36700	2.1	
15	1900	92.70	36900	2.3	
18	1610	78.57	35900	2.7	
19	1490	72.88	35200	2.9	
9.3	3090	150.78	16200	0.95	JRTR99DN100L4 * JRTRF99DN100L4 *
11	2590	126.75	23600	1.15	
12	2380	116.48	24700	1.25	
14	2120	103.44	25900	1.40	
15	1890	92.48	26800	1.60	
17	1700	83.15	27300	1.75	
19	1480	72.17	27700	2.0	
21	1330	65.21	27000	2.3	
23	1230	59.92	26400	2.5	
26	1090	53.21	25600	2.8	
29	970	47.58	24800	3.1	
33	880	42.78	24000	3.4	
38	760	37.13	21300	4.0	
42	680	33.25	22400	4.3	
15	1910	93.38	13630	0.80	JRTR89DN100L4 * JRTRF89DN100L4 *
17	1680	81.92	16000	0.90	
19	1490	72.57	17400	1.05	
22	1300	63.68	18400	1.20	



输出转速 Output speed n_a [r/min]	输出扭矩 Output torque T_a [N m]	传动比 Ratio i	出轴许用径向负载 Permitted overhung load F_{Ra} [1] [N]	使用系数 Service factor f_B	型号 Model
3.0kW					
23	1230	60.35	18800	1.25	
27	1080	52.82	19500	1.45	
29	970	47.58	19900	1.60	JRTR89DN100L4 *
34	850	41.74	19400	1.80	JRTRF89DN100L4 *
38	755	36.84	18700	2.1	
43	670	32.66	18100	2.3	
50	570	27.88	17400	2.6	
41	705	34.40	18400	2.1	
45	640	31.40	17900	2.4	
50	570	27.84	17400	2.7	
60	480	23.40	16500	3.2	JRTR89DN100L4 *
65	440	21.51	16100	3.4	JRTRF89DN100L4 *
73	390	19.10	15600	3.7	
82	350	17.08	15100	4.0	
91	315	15.35	14600	4.3	
31	940	45.81	8670	0.85	
32	890	43.26	9270	0.95	JRTR79DN100L4 *
38	755	36.83	10500	1.10	JRTRF79DN100L4 *
42	685	33.47	11000	1.20	
48	595	29.00	11600	1.40	JRTR79DN100L4 *
55	515	25.23	11300	1.50	JRTRF79DN100L4 *
60	480	23.37	11100	1.70	
65	440	21.43	10800	1.85	
74	385	18.80	10500	2.0	
79	365	17.82	10300	2.1	
90	320	15.60	9980	2.3	
100	290	14.05	9700	2.5	JRTR79DN100L4 *
114	250	12.33	9350	2.7	JRTRF79DN100L4 *
129	225	10.88	9030	3.0	
145	197	9.64	8720	3.2	
163	176	8.59	8500	3.6	
181	158	7.74	8240	3.9	
206	139	6.79	7920	4.2	
60	480	23.44	8730	1.15	
70	405	19.89	8420	1.45	
78	365	17.95	8230	1.60	
89	325	15.79	7980	1.75	JRTR69DN100L4 *
94	305	14.91	7860	1.80	JRTRF69DN100L4 *
110	260	12.70	7550	2.0	
121	235	11.54	7360	2.1	
140	205	10.00	7090	2.3	
52	550	26.97	4330	0.80	JRTR59DN100L4 * JRTRF59DN100L4 *
64	450	21.93	4380	1.00	JRTR59DN100L4 *
75	380	18.60	4300	1.20	JRTRF59DN100L4 *
83	345	16.79	4250	1.30	

输出转速 Output speed n_a [r/min]	输出扭矩 Output torque T_a [N m]	传动比 Ratio i	出轴许用径向负载 Permitted overhung load F_{Ra} [1] [N]	使用系数 Service factor f_B	型号 Model
3.0kW					
95	300	14.77	4160	1.45	
100	285	13.95	4130	1.50	
118	245	11.88	4010	1.65	
130	220	10.79	3940	1.75	
150	191	9.35	3820	1.95	
155	185	9.06	3810	2.0	JRTR59DN100L4 *
176	163	7.97	3700	2.2	JRTRF59DN100L4 *
186	154	7.53	3650	2.3	
218	131	6.41	3520	2.6	
240	119	5.82	3430	2.7	
277	103	5.05	3310	3.0	
319	90	4.39	3190	3.1	
128	225	21.93	3950	2.0	
151	190	18.60	3820	2.4	
167	172	16.79	3730	2.6	JRTR59DN100L2 *
190	151	14.77	3620	2.9	JRTRF59DN100L2 *
201	143	13.95	3570	3.0	
236	122	11.88	3440	3.3	
259	110	10.79	3360	3.5	
86	330	16.22	2030	0.85	JRTR49DN100L4 *
96	300	14.56	2500	0.90	JRTRF49DN100L4 *
112	255	12.54	3040	0.95	
119	240	11.79	3040	1.00	
138	210	10.15	2970	1.10	
154	186	9.07	2910	1.20	
175	164	8.01	2840	1.25	
181	159	7.76	2740	1.05	JRTR49DN100L4 *
201	143	6.96	2680	1.10	JRTRF49DN100L4 *
233	123	6.00	2610	1.25	
248	115	5.64	2580	1.35	
288	99	4.85	2490	1.50	
323	89	4.34	2430	1.65	
365	78	3.83	2360	1.85	
237	121	11.79	2670	2.0	
276	104	10.15	2580	2.2	
309	93	9.07	2510	2.4	
349	82	8.01	2430	2.5	
361	79	7.76	2370	2.1	JRTR49DN100L2 *
402	71	6.96	2310	2.2	JRTRF49DN100L2 *
467	61	6.00	2220	2.5	
496	58	5.64	2190	2.7	
577	50	4.85	2100	3.0	
646	44	4.34	2040	3.3	
731	39	3.83	1970	3.7	
139	205	10.11	780	0.80	JRTR39DN100L4 *
148	194	9.47	1010	0.85	JRTRF39DN100L4 *
176	163	7.97	1510	0.95	

输出转速 Output speed n_a [r/min]	输出扭矩 Output torque T_a [N m]	传动比 Ratio i	出轴许用径向负载 Permitted overhung load F_{Ra} [1] [N]	使用系数 Service factor f_B	型号 Model
3.0kW					
210	137	6.67	1250	1.05	
247	116	5.67	1630	1.25	
277	104	5.06	1830	1.30	JRTR39DN100L4 *
324	88	4.32	2070	1.45	JRTRF39DN100L4 *
346	83	4.05	2140	1.45	
411	70	3.41	2180	1.60	
277	103	10.11	2340	1.65	
296	97	9.47	2380	1.70	
351	82	7.97	2290	1.90	
420	68	6.67	2170	2.1	JRTR39DN100L2
494	58	5.67	2090	2.5	JRTRF39DN100L2
553	52	5.06	2030	2.6	
648	44	4.32	1950	2.9	
692	41	4.05	1920	3.0	
821	35	3.41	1840	3.2	
250	115	5.60	360	0.85	
280	102	5.00	615	0.95	JRTR29DN100L4 *
328	87	4.27	910	1.00	JRTRF29DN100L4 *
350	82	4.00	1010	1.05	
415	69	3.37	1230	1.15	
425	67	6.59	1260	1.55	
500	57	5.60	1330	1.75	
560	51	5.00	1300	1.85	JRTR29DN100L2 *
656	44	4.27	1260	2.0	JRTRF29DN100L2 *
700	41	4.00	1240	2.1	
831	35	3.37	1200	2.3	
217	132	6.45	7130	1.45	
252	114	5.56	6830	2.0	JRTRX89DN100L4*
276	104	5.07	6650	2.4	JRTRXF89DN100L4*
311	92	4.50	6430	3.2	
370	77	3.78	6100	3.9	
296	97	4.73	5050	1.25	
347	83	4.04	4830	1.75	JRTRX79DN100L4*
378	76	3.70	4720	2.0	JRTRXF79DN100L4*
431	67	3.25	4550	2.7	
455	63	3.08	4480	3.1	
371	77	3.77	3150	1.15	
438	66	3.20	3030	1.55	
485	59	2.89	2950	1.80	
551	52	2.54	2850	2.3	JRTRX69DN100L4*
583	49	2.40	2810	2.5	JRTRXF69DN100L4*
685	42	2.04	2690	3.2	
754	38	1.86	2610	3.3	
870	33	1.61	2510	3.5	
1000	29	1.40	2410	3.6	
446	64	3.14	2330	1.00	JRTRX59DN100L4 *
530	54	2.64	2240	1.30	JRTRXF59DN100L4 *
591	49	2.37	2180	1.40	

输出转速 Output speed n_a [r/min]	输出扭矩 Output torque T_a [N m]	传动比 Ratio i	出轴许用径向负载 Permitted overhung load F_{Ra} [1] [N]	使用系数 Service factor f_B	型号 Model
3.0kW					
686	42	2.04	2100	1.65	
729	39	1.92	2070	1.75	JRTRX59DN100L4 *
847	34	1.65	1990	2.0	JRTRXF59DN100L4 *
948	30	1.48	1930	2.3	
1075	27	1.30	1870	2.4	
4.0kW					
0.71	48594	2028	190000	1.03	
0.78	44010	1837	190000	1.14	
0.88	39015	1628	190000	1.28	
1.0	34396	1436	160000	1.45	
1.2	29895	1248	190000	1.67	JRTR189R99DN112M4*
1.2	27570	1151	160000	1.81	
1.5	22415	936	190000	2.23	
1.2	29295	1223	150000	1.09	
1.4	25132	1049	150000	1.27	
1.5	22447	937	150000	1.43	
1.7	20144	841	150000	1.59	JRTR179R99DN112M4*
2.0	16831	703	150000	1.90	
2.7	12800	534	150000	2.50	
1.6	21500	861	120000	0.85	
1.9	19000	760	120000	0.95	
2.2	16100	656	120000	1.10	JRTR169R99DN112M4*
2.8	12400	503	120000	1.45	JRTRF169R99DN112M4*
3.8	9260	376	120000	1.95	
4.2	8240	335	120000	2.2	
2.7	13200	533	62200	1.00	
3.1	11400	462	65600	1.15	
3.3	10600	426	66800	1.2	
3.8	9190	368	68900	1.4	
4.4	8130	326	70200	1.60	JRTR149R89DN112M4*
5.1	6920	280	71400	1.90	JRTRF149R89DN112M4*
5.7	6110	247	72100	2.1	
6.7	5280	214	72800	2.5	
7.5	4670	189	73200	2.8	
8.9	3920	159	73600	3.3	
2.3	15500	619	43200	0.85	
2.5	14000	558	60500	0.95	JRTR149R79DN112M4*
2.9	12300	489	64100	1.05	JRTRF149R79DN112M4*
3.4	10400	415	67200	1.25	
3.7	9570	381	42700	0.85	
4.4	8120	323	53100	1.00	JRTR139R79DN112M4*
4.9	7310	291	54800	1.10	JRTRF139R79DN112M4*
5.6	6390	255	56400	1.25	
6.3	5600	223	57600	1.45	
3.8	9560	376	43000	0.85	JRTR139R79DN112M4*
4.2	8600	339	51400	0.95	JRTRF139R79DN112M4*
4.8	7540	297	54300	1.05	



输出转速 Output speed n_a [r/min]	输出扭矩 Output torque T_a [N m]	传动比 Ratio i	出轴许用径向负载 Permitted overhung load F_{Ra} [N]	使用系数 Service factor f_B	型号 Model
4.0kW					
7.6	4680	187	27200	0.9	JRTR109R79DN112M4* JRTRF109R79DN112M4*
7.3	4890	193	19000	0.90	JRTR109R79DN112M4* JRTRF109R79DN112M4*
8.2	4380	172	29000	1.00	
4.4	8660	163.31	69500	1.50	
4.9	7790	146.91	70500	1.65	JRTR149DN132ML8* JRTRF149DN132ML8*
6.0	6360	119.86	71900	2.0	
6.6	5800	109.31	72400	2.2	
4.1	9250	174.40	48400	0.85	
4.6	8290	156.31	52700	0.95	
5.1	7490	141.12	54400	1.05	JRTR139DN132ML8 JRTRF139DN132ML8
5.6	6800	128.18	55700	1.20	
6.3	6030	113.72	57000	1.35	
7.0	5470	103.20	57800	1.45	
4.3	8860	222.60	50300	0.90	
5.1	7500	188.45	54400	1.05	
5.5	6940	174.40	55500	1.15	JRTR139DN132S6 JRTRF139DN132S6
6.1	6220	156.31	56700	1.30	
6.8	5620	141.12	57600	1.40	
7.5	5100	128.18	58300	1.55	
8.4	4520	113.72	59000	1.75	JRTR139DN132S6 JRTRF139DN132S6
9.3	4110	103.20	59400	1.95	
11	3530	88.70	59900	2.3	
8.2	4640	172.34	27500	0.95	
8.9	4270	158.68	29600	1.00	
10	3820	141.83	31900	1.15	
11	3430	127.68	33400	1.25	
12	3110	115.63	34600	1.40	
14	2760	102.53	35700	1.55	JRTR109DN112M4* JRTRF109DN112M4*
15	2490	92.70	36200	1.70	
18	2100	78.57	34900	2.0	
19	1960	72.88	34200	2.2	
22	1760	65.60	33200	2.4	
24	1600	59.41	32300	2.7	
27	1420	52.68	31300	3.0	
12	3130	116.48	13800	0.95	
14	2780	103.44	22400	1.10	
15	2490	92.48	24100	1.20	
17	2240	83.15	25400	1.35	
20	1940	72.17	26600	1.55	
22	1750	65.21	26000	1.70	JRTR99DN112M4* JRTRF99DN112M4*
24	1610	59.92	25500	1.85	
27	1430	53.21	24700	2.1	
30	1280	47.58	24000	2.3	
33	1150	42.78	23400	2.6	
38	1000	37.13	22500	3.0	
43	890	33.25	21800	3.2	
44	860	32.05	21600	3.0	
52	730	27.19	20600	3.5	
57	675	25.03	20100	4.2	JRTR99DN112M4* JRTRF99DN112M4*
63	600	22.37	19500	4.5	
71	540	20.14	18900	4.8	

输出转速 Output speed n_a [r/min]	输出扭矩 Output torque T_a [N m]	传动比 Ratio i	出轴许用径向负载 Permitted overhung load F_{Ra} [N]	使用系数 Service factor f_B	型号 Model
4.0kW					
22	1710	63.68	13300	0.90	JRTR89DN112M4* JRTRF89DN112M4*
24	1620	60.35	13900	0.95	
27	1420	52.82	15200	1.10	
30	1280	47.58	16000	1.20	
34	1120	41.74	16800	1.40	JRTR89DN112M4* JRTRF89DN112M4*
39	990	36.84	17400	1.55	
43	880	32.66	17500	1.75	
51	750	27.88	16800	2.0	
41	930	34.40	17600	1.60	
45	840	31.40	17400	1.85	
51	750	27.84	16800	2.1	
61	630	23.40	16100	2.5	JRTR89DN112M4* JRTRF89DN112M4*
66	580	21.51	15700	2.6	
74	515	19.10	15200	2.8	
83	460	17.08	14700	3.0	
92	415	15.35	14300	3.2	
107	360	13.33	13700	3.6	
119	320	11.93	13300	3.8	
39	990	36.83	4070	0.85	
42	900	33.47	9100	0.90	JRTR79DN112M4*
49	780	29.00	10300	1.05	JRTRF79DN112M4*
56	680	25.23	10800	1.15	
61	630	23.37	10600	1.30	
66	575	21.43	10400	1.40	
76	505	18.80	10100	1.55	
80	480	17.82	9950	1.65	
91	420	15.60	9630	1.75	
101	380	14.05	9380	1.90	
115	330	12.33	9070	2.1	
131	295	10.88	8780	2.3	
147	260	9.64	8500	2.4	JRTR79DN112M4*
165	230	8.59	8320	2.7	JRTRF79DN112M4*
183	210	7.74	8070	2.9	
209	183	6.79	7770	3.2	
237	161	5.99	7490	3.4	
267	143	5.31	7230	3.6	
71	535	19.89	7960	1.10	
79	485	17.95	7800	1.20	
90	425	15.79	7600	1.30	
95	400	14.91	7510	1.35	
112	340	12.70	7240	1.50	
123	310	11.54	7080	1.60	
142	270	10.00	6840	1.75	JRTR69DN112M4* JRTRF69DN112M4*
163	235	8.70	6600	1.90	
182	210	7.79	6440	1.80	
193	198	7.36	6340	1.85	
227	169	6.27	6070	1.95	
249	153	5.70	5920	2.0	
288	133	4.93	5680	2.2	
331	116	4.29	5460	2.3	

输出转速 Output speed n_a [r/min]	输出扭矩 Output torque T_a [N m]	传动比 Ratio i	出轴许用径向负载 Permitted overhung load F_{Ra} [N]	使用系数 Service factor f_B	型号 Model
4.0kW					
76	500	18.60	3520	0.90	JRTR59DN112M4*
85	450	16.79	3830	1.00	JRTRF59DN112M4*
96	395	14.77	3800	1.10	
102	375	13.95	3780	1.15	
120	320	11.88	3710	1.25	
132	290	10.79	3660	1.35	
152	250	9.35	3580	1.45	
157	245	9.06	3590	1.55	JRTR59DN112M4*
178	215	7.97	3500	1.65	JRTRF59DN112M4*
189	205	7.53	3470	1.75	
222	172	6.41	3350	1.95	
244	157	5.82	3280	2.0	
281	136	5.05	3180	2.3	
323	118	4.39	3070	2.4	
140	275	10.15	1960	0.85	JRTR49DN112M4*
157	245	9.07	2350	0.90	JRTRF49DN112M4*
177	215	8.01	2640	0.95	
204	187	6.96	2480	0.85	
237	161	6.00	2430	0.95	JRTR49DN112M4*
252	152	5.64	2410	1.00	JRTRF49DN112M4*
293	131	4.85	2350	1.15	
327	117	4.34	2300	1.25	
371	103	3.83	2250	1.40	
176	215	16.22	2640	1.25	
196	195	14.56	2600	1.35	
228	168	12.54	2540	1.50	
242	158	11.79	2510	1.55	
282	136	10.15	2440	1.70	
315	121	9.07	2390	1.80	
357	107	8.01	2320	1.90	JRTR49DN112M2
369	104	7.76	2250	1.55	JRTRF49DN112M2
411	93	6.96	2200	1.70	
477	80	6.00	2130	1.95	
507	75	5.64	2100	2.1	
589	65	4.85	2020	2.3	
660	58	4.34	1970	2.5	
746	51	3.83	1910	2.8	
255	150	5.56	6630	1.50	
280	137	5.07	6470	1.85	JRTRX89DN112M4*
316	121	4.50	6260	2.4	JRTRXF89DN112M4*
375	102	3.78	5960	3.0	
351	109	4.04	4670	1.30	
383	100	3.70	4560	1.55	
437	87	3.25	4410	2.1	
461	83	3.08	4350	2.3	
527	73	2.70	4190	3.0	JRTRX79DN112M4*
585	65	2.43	4070	3.3	JRTRXF79DN112M4*
667	57	2.13	3920	3.5	
755	51	1.88	3780	3.7	
852	45	1.67	3650	3.9	
998	38	1.42	3480	4.1	

输出转速 Output speed n_a [r/min]	输出扭矩 Output torque T_a [N m]	传动比 Ratio i	出轴许用径向负载 Permitted overhung load F_{Ra} [N]	使用系数 Service factor f_B	型号 Model
4.0kW					
444	86	3.20	2870	1.15	
492	78	2.89	2810	1.35	
559	68	2.54	2730	1.75	
592	65	2.40	2690	1.90	JRTRX69DN112M4*
695	55	2.04	2580	2.4	JRTRXF69DN112M4*
765	50	1.86	2520	2.5	
883	43	1.61	2420	2.6	
1015	38	1.40	2330	2.8	
538	71	2.64	1670	0.95	
599	64	2.37	1780	1.10	
696	55	2.04	1910	1.25	JRTRX59DN112M4*
740	52	1.92	1940	1.35	JRTRXF59DN112M4*
859	44	1.65	1900	1.55	
962	40	1.48	1840	1.70	
1090	35	1.30	1790	1.80	
5.5kW					
1.0	47272	1436	160000	1.06	
1.2	41107	1248	190000	1.22	
1.3	37777	1151	160000	1.32	JRTR189R99DN132S4*
1.5	30714	936	190000	1.63	
1.7	27738	845	190000	1.80	
2.2	21679	660	160000	2.31	
1.5	30696	937	150000	1.04	
1.7	27602	841	150000	1.16	
2.0	23062	703	150000	1.39	
2.3	20446	623	150000	1.57	JRTR179R99DN132S4*
2.7	17539	534	150000	1.82	
3.1	15416	470	150000	2.08	
3.5	13442	409	150000	2.38	
2.2	22200	656	120000	0.80	
2.5	19400	579	120000	0.95	
2.8	17000	503	120000	1.05	
3.3	14500	432	120000	1.25	JRTR169R99DN132S4*
3.8	12700	376	120000	1.4	JRTRF169R99DN132S4*
4.3	11300	335	120000	1.60	
4.7	10200	303	120000	1.75	
5.1	9360	279	120000	1.9	
3.1	15700	462	43700	0.85	
3.3	14600	426	57800	0.90	
3.9	12600	368	63800	1.05	
4.4	11100	326	66300	1.15	JRTR149R89DN132S4*
5.1	9520	280	68600	1.35	JRTRF149R89DN132S4*
5.8	8400	247	70000	1.55	
6.7	7250	214	71200	1.80	
7.6	6410	189	71900	2.0	



输出转速 Output speed n_a [r/min]	输出扭矩 Output torque T_a [N m]	传动比 Ratio i	出轴许用径向负载 Permitted overhung load F_{Ra} [N]	使用系数 Service factor f_B	型号 Model
5.5kW					
3.1	17000	229.71	120000	1.05	
3.8	13800	186.93	120000	1.30	JRTR169DN160M8
4.6	11300	153.07	120000	1.60	JRTRF169DN160M8
5.1	10400	139.98	120000	1.75	
5.8	9010	121.81	120000	2.0	
4.3	12100	163.31	64400	1.10	
4.8	10900	146.91	66500	1.20	JRTR149DN160M8
5.9	8870	119.86	69300	1.45	JRTRF149DN160M8
6.5	8090	109.31	70200	1.60	
5.9	8930	163.31	69200	1.45	JRTR149DN132L6
6.5	8040	146.91	70300	1.60	JRTRF149DN132L6
8.0	6560	119.86	71700	2.0	
8.8	5980	109.31	72200	2.2	JRTR149DN132L6
10	5180	94.60	72800	2.5	JRTRF149DN132L6
12	4570	83.47	73200	2.9	
5.5	9480	128.18	44400	0.85	
6.2	8410	113.72	52200	0.95	JRTR139DN160M8
6.9	7630	103.20	54200	1.05	JRTRF139DN160M8
8.0	6560	88.70	56100	1.20	
5.5	9540	174.40	43300	0.85	
6.1	8550	156.31	51600	0.95	
6.8	7720	141.12	54000	1.05	JRTR139DN132L6
7.5	7010	128.18	55300	1.15	JRTRF139DN132L6
8.4	6220	113.72	56700	1.30	
9.3	5650	103.20	57600	1.40	
6.4	8180	222.60	53000	1.00	
7.6	6920	188.45	55500	1.15	JRTR139DN132S4*
8.2	6410	174.40	56400	1.25	JRTRF139DN132S4*
9.1	5740	156.31	57400	1.40	
10	5180	141.12	58200	1.55	
11	4710	128.18	58800	1.70	
13	4180	113.72	59300	1.90	
14	3790	103.20	59700	2.1	
16	3260	88.70	60200	2.5	
18	2970	80.91	60400	2.7	JRTR139DN132S4*
19	2700	73.49	60500	3.0	JRTRF139DN132S4*
22	2390	65.20	60700	3.3	
24	2170	59.17	60900	3.7	
28	1870	50.86	61000	4.3	
11	4690	127.68	27100	0.90	
12	4250	115.63	29800	1.00	
14	3770	102.53	32100	1.15	JRTR109DN132S4*
15	3400	92.70	33500	1.25	JRTRF109DN132S4*
18	2890	78.57	33500	1.50	
20	2680	72.88	32900	1.60	
22	2410	65.60	32100	1.80	

输出转速 Output speed n_a [r/min]	输出扭矩 Output torque T_a [N m]	传动比 Ratio i	出轴许用径向负载 Permitted overhung load F_{Ra} [N]	使用系数 Service factor f_B	型号 Model
5.5kW					
24	2180	59.41	31300	1.95	
27	1930	52.68	30300	2.2	JRTR109DN132S4*
30	1750	47.63	29500	2.5	JRTRF109DN132S4*
35	1480	40.37	28200	2.9	
17	3050	83.15	17600	1.00	
20	2650	72.17	21800	1.15	
22	2390	65.21	24600	1.25	
24	2200	59.92	24200	1.35	
27	1950	53.21	23600	1.55	
30	1750	47.58	23000	1.70	
33	1570	42.78	22500	1.90	
39	1360	37.13	21700	2.2	JRTR99DN132S4*
43	1220	33.25	21100	2.4	JRTRF99DN132S4*
52	1010	27.58	20100	2.6	
45	1180	32.05	20900	2.2	
53	1000	27.19	20000	2.6	
57	920	25.03	19600	3.1	
64	820	22.37	19000	3.3	
71	740	20.14	18400	3.5	
78	670	18.24	17900	3.7	
88	595	16.17	17300	4.0	
30	1750	47.58	15400	0.90	
34	1530	41.74	17000	1.00	JRTR89DN132S4*
39	1350	36.84	17200	1.15	JRTRF89DN132S4*
44	1200	32.66	16700	1.30	
51	1020	27.88	16100	1.45	
51	1020	27.84	16100	1.50	
61	860	23.40	15500	1.80	
66	790	21.51	15200	1.90	
75	700	19.10	14700	2.1	
84	625	17.08	14300	2.2	
93	565	15.35	13900	2.4	JRTR89DN132S4*
107	490	13.33	13400	2.6	JRTRF89DN132S4*
120	440	11.93	13000	2.8	
144	365	9.90	12300	3.3	
156	335	9.14	12200	3.6	
174	300	8.22	11800	3.8	
200	260	7.13	11300	4.1	
76	690	18.80	9240	1.15	JRTR79DN132S4*
80	655	17.82	9400	1.20	JRTRF79DN132S4*
92	575	15.60	9150	1.30	
102	515	14.05	8950	1.40	
116	455	12.33	8690	1.50	
131	400	10.88	8440	1.65	
148	355	9.64	8190	1.80	JRTR79DN132S4*
166	315	8.59	8080	2.0	JRTRF79DN132S4*
185	285	7.74	7860	2.2	
211	250	6.79	7580	2.3	
239	220	5.99	7320	2.5	
269	195	5.31	7070	2.6	

输出转速 Output speed n_a [r/min]	输出扭矩 Output torque T_a [N m]	传动比 Ratio i	出轴许用径向负载 Permitted overhung load F_{Ra} [N]	使用系数 Service factor f_B	型号 Model
5.5kW					
91	580	15.79	6610	0.95	
96	550	14.91	6900	1.00	
113	465	12.70	6810	1.10	
124	425	11.54	6690	1.20	
143	365	10.00	6500	1.30	
164	320	8.70	6310	1.40	JRTR69DN132S4*
183	285	7.79	6180	1.35	JRTRF69DN132S4*
194	270	7.36	6100	1.35	
228	230	6.27	5860	1.45	
251	210	5.70	5720	1.50	
290	181	4.93	5510	1.60	
333	158	4.29	5310	1.70	
331	159	8.70	5300	2.8	
369	142	7.79	5160	2.7	
391	134	7.36	5080	2.8	JRTR69DN132S2
460	114	6.27	4860	2.9	JRTRF69DN132S2
506	104	5.70	4730	3.0	
584	90	4.93	4540	3.2	
671	78	4.29	4350	3.5	
97	545	14.77	1730	0.80	
103	510	13.95	2070	0.85	JRTR59DN132S4*
120	435	11.88	2900	0.95	JRTRF59DN132S4*
132	395	10.79	3270	1.00	
153	345	9.35	3240	1.10	
179	295	7.97	3220	1.20	
190	275	7.53	3200	1.25	JRTR59DN132S4*
223	235	6.41	3120	1.40	JRTRF59DN132S4*
246	215	5.82	3080	1.50	
283	185	5.05	3000	1.65	
326	161	4.39	2920	1.75	
308	171	9.35	2930	2.2	
361	145	7.97	2850	2.4	
383	137	7.53	2820	2.6	JRTR59DN132S2*
449	117	6.41	2720	2.9	JRTRF59DN132S2*
494	106	5.82	2660	3.0	
571	92	5.05	2560	3.3	
656	80	4.39	2470	3.5	
295	178	4.85	1870	0.85	JRTR49DN132S4*
330	159	4.34	2110	0.90	JRTRF49DN132S4*
373	141	3.83	2080	1.00	
230	230	12.54	1730	1.10	
244	215	11.79	1910	1.15	
284	185	10.15	2250	1.25	
318	165	9.07	2220	1.35	
359	146	8.01	2170	1.40	JRTR49DN132S2
480	109	6.00	2000	1.45	JRTRF49DN132S2
511	103	5.64	1970	1.50	
593	89	4.85	1920	1.70	
664	79	4.34	1870	1.85	
752	70	3.83	1820	2.1	

输出转速 Output speed n_a [r/min]	输出扭矩 Output torque T_a [N m]	传动比 Ratio i	出轴许用径向负载 Permitted overhung load F_{Ra} [N]	使用系数 Service factor f_B	型号 Model
5.5kW					
216	245	6.63	10500	1.90	
255	205	5.61	9980	2.2	JRTRX109DN132S4*
276	191	5.19	9760	3.7	JRTRXF109DN132S4*
307	171	4.65	9460	4.1	
247	215	5.79	8380	1.95	
291	180	4.91	8010	2.2	
316	166	4.52	7820	3.6	
354	149	4.04	7580	4.0	
393	134	3.64	7350	4.4	
434	121	3.30	7140	4.9	JRTRX99DN132S4*
489	107	2.92	6890	5.5	JRTRXF99DN132S4*
541	97	2.64	6690	6.1	
638	82	2.24	6360	7.2	
731	72	1.96	6110	7.9	
874	60	1.64	5780	8.4	
1010	52	1.42	5530	8.8	
318	165	4.50	6040	1.75	
378	139	3.78	5770	2.2	
411	128	3.48	5640	3.2	JRTRX89DN132S4*
463	113	3.09	5460	3.6	JRTRXF89DN132S4*
518	101	2.76	5290	4.0	
576	91	2.48	5130	4.5	
664	79	2.15	4930	4.9	
440	119	3.25	4220	1.50	
464	113	3.08	4160	1.70	
530	99	2.70	4030	2.2	
589	89	2.43	3920	2.4	JRTRX79DN132S4*
671	78	2.13	3780	2.6	JRTRXF79DN132S4*
761	69	1.88	3660	2.7	
858	61	1.67	3540	2.8	
1005	52	1.42	3380	3.0	
563	93	2.54	2550	1.25	
596	88	2.40	2520	1.40	
700	75	2.04	2430	1.80	JRTRX69DN132S4*
770	68	1.86	2380	1.85	JRTRXF69DN132S4*
889	59	1.61	2300	1.95	
1020	51	1.40	2220	2.0	
700	75	2.04	665	0.90	
745	71	1.92	755	1.00	JRTRX59DN132S4*
866	61	1.65	940	1.15	JRTRXF59DN132S4*
969	54	1.48	1020	1.25	
1095	48	1.30	1160	1.30	



输出转速 Output speed n_a [r/min]	输出扭矩 Output torque T_a [N m]	传动比 Ratio i	出轴许用径向负载 Permitted overhung load F_{Ra} [1] [N]	使用系数 Service factor f_S	型号 Model
7.5kW					
1.3	51514	1151	160000	0.97	
1.5	41883	936	190000	1.19	
1.7	37825	845	190000	1.32	JRTR189R99DN132M4*
2.2	29562	660	160000	1.69	
2.6	24845	555	160000	2.01	
3.1	21084	471	160000	2.37	
3.9	16836	368	150000	1.90	
4.1	16010	350	150000	2.00	JRTR179R109DN132M4*
4.6	14350	314	150000	2.23	
2.0	31448	703	150000	1.02	
2.3	27882	623	150000	1.15	
2.7	23917	534	150000	1.34	JRTR179R99DN132M4*
3.1	21022	470	150000	1.52	
3.5	18330	409	150000	1.75	
2.8	23400	503	120000	0.80	
3.3	19900	432	120000	0.90	
3.8	17500	376	120000	1.05	JRTR169R99DN132M4*
4.3	15600	335	120000	1.15	JRTRF169R99DN132M4*
4.7	14000	303	120000	1.30	
5.1	12900	279	120000	1.40	
4.4	15200	326	47300	0.85	
5.1	13000	280	62600	1.00	
5.8	11500	247	65400	1.15	JRTR149R89DN132M4*
6.7	9940	214	67900	1.30	JRTRF149R89DN132M4*
7.6	8790	189	69400	1.50	
9.0	7390	159	71000	1.75	
3.1	22900	229.71	120000	0.80	
3.8	18600	186.93	120000	0.95	JRTR169DN160L8*
4.7	15200	153.07	120000	1.20	JRTRF169DN160L8*
5.1	13900	139.98	120000	1.30	
5.9	12100	121.81	120000	1.50	
4.2	17100	229.71	120000	1.05	JRTR169DN160M6
5.1	13900	186.93	120000	1.30	JRTRF169DN160M6
6.3	11400	153.07	120000	1.60	
6.9	10400	139.98	120000	1.70	
7.9	9090	121.81	120000	2.0	
8.9	8020	107.49	120000	2.2	JRTR169DN160M6
10	6950	93.19	120000	2.6	JRTR169DN160M6
12	6190	82.91	120000	2.9	
13	5500	73.70	120000	3.3	
14	5030	67.40	120000	3.6	
4.4	16200	163.31	32800	0.80	
4.9	14600	146.91	55100	0.90	JRTR149DN160L8
6.0	11900	119.86	64700	1.10	JRTRF149DN160L8
6.6	10900	109.31	66500	1.20	

输出转速 Output speed n_a [r/min]	输出扭矩 Output torque T_a [N m]	传动比 Ratio i	出轴许用径向负载 Permitted overhung load F_{Ra} [1] [N]	使用系数 Service factor f_S	型号 Model
7.5kW					
5.9	12200	163.31	64200	1.05	JRTR149DN160M6
6.5	11000	146.91	66300	1.20	JRTRF149DN160M6
8.0	8940	119.86	69200	1.45	
8.8	8150	109.31	70100	1.60	JRTR149DN160M6
10	7060	94.60	71300	1.85	JRTRF149DN160M6
12	6230	83.47	72000	2.1	
7.6	9440	188.45	45300	0.85	
8.2	8730	174.40	50800	0.90	
9.1	7830	156.31	53700	1.00	
10	7070	141.12	55200	1.15	
11	6420	128.18	56400	1.25	
13	5700	113.72	57500	1.40	
14	5170	103.20	58200	1.55	JRTR139DN132M4*
16	4440	88.70	59100	1.80	JRTRF139DN132M4*
18	4050	80.91	59500	1.95	
19	3680	73.49	59800	2.2	
22	3270	65.20	60100	2.5	
24	2960	59.17	60400	2.7	
28	2550	50.86	60600	3.1	
15	4640	92.70	27500	0.95	
18	3940	78.57	31300	1.10	
20	3650	72.88	31300	1.20	
22	3290	65.60	30600	1.30	
24	2980	59.41	30000	1.45	JRTR109DN132M4*
27	2640	52.68	29200	1.65	JRTRF109DN132M4*
30	2390	47.63	28500	1.80	
35	2020	40.37	27300	2.1	
41	1770	35.26	26400	2.4	
48	1480	29.49	25200	2.9	
46	1540	30.77	25500	2.8	
52	1380	27.58	24700	3.1	JRTR109DN132M4*
57	1250	24.90	24100	3.5	JRTRF109DN132M4*
63	1130	22.62	23400	3.8	
24	3000	59.92	19700	1.00	
27	2670	53.21	22200	1.15	JRTR99DN132M4*
30	2380	47.58	21800	1.25	JRTRF99DN132M4*
33	2140	42.78	21300	1.40	
39	1860	37.13	20700	1.60	
43	1670	33.25	20200	1.75	JRTR99DN132M4*
52	1380	27.58	19400	1.95	JRTRF99DN132M4*
45	1610	32.05	20000	1.60	
53	1360	27.19	19300	1.90	
57	1250	25.03	18900	2.3	JRTR99DN132M4*
64	1120	22.37	18400	2.4	JRTRF99DN132M4*
71	1010	20.14	17900	2.6	
78	910	18.24	17500	2.7	
39	1840	36.84	11500	0.85	JRTR89DN132M4*
44	1640	32.66	15700	0.95	JRTRF89DN132M4*
51	1400	27.88	15200	1.05	

输出转速 Output speed n_a [r/min]	输出扭矩 Output torque T_a [N m]	传动比 Ratio i	出轴许用径向负载 Permitted overhung load F_{Ra} [N]	使用系数 Service factor f_B	型号 Model
7.5kW					
51	1390	27.84	15200	1.10	
61	1170	23.40	14700	1.30	
66	1080	21.51	14500	1.40	
75	960	19.10	14100	1.50	
84	860	17.08	13700	1.65	JRTR89DN132M4*
93	770	15.35	12500	1.75	JRTRF89DN132M4*
107	670	13.33	12900	1.90	
120	600	11.93	12600	2.1	
144	495	9.90	12000	2.4	
156	460	9.14	11900	2.6	
174	410	8.22	11600	2.8	
200	355	7.13	11100	3.0	
224	320	6.39	10800	3.2	
270	265	5.30	10200	3.4	
76	940	18.80	5310	0.85	
80	890	17.82	5720	0.85	
92	780	15.60	6610	0.95	
102	705	14.05	7180	1.00	
116	615	12.33	7750	1.10	
131	545	10.88	8010	1.20	JRTR79DN132M4*
148	485	9.64	7810	1.30	JRTRF79DN132M4*
166	430	8.59	7620	1.45	
185	390	7.74	7590	1.55	
211	340	6.79	7340	1.70	
239	300	5.99	7110	1.80	
269	265	5.31	6890	1.90	
113	635	12.70	4240	0.80	
124	580	11.54	4860	0.85	
143	500	10.00	5620	0.95	
164	435	8.70	5930	1.00	
183	390	7.79	5500	0.95	JRTR69DN132M4*
194	370	7.36	5720	1.00	JRTRF69DN132M4*
228	315	6.27	5600	1.05	
251	285	5.70	5480	1.10	
290	245	4.93	5300	1.15	
333	215	4.29	5130	1.25	
179	400	7.97	980	0.90	
190	375	7.53	1280	0.95	
223	320	6.41	2020	1.05	JRTR59DN132M4*
246	290	5.82	2380	1.10	JRTRF59DN132M4*
283	255	5.05	2760	1.20	
326	220	4.39	2710	1.25	
196	365	14.77	2580	1.20	
208	345	13.95	2780	1.25	
244	295	11.88	2780	1.40	JRTR59DN132M2*
269	265	10.79	2750	1.45	JRTRF59DN132M2*
310	230	9.35	2710	1.60	

输出转速 Output speed n_a [r/min]	输出扭矩 Output torque T_a [N m]	传动比 Ratio i	出轴许用径向负载 Permitted overhung load F_{Ra} [N]	使用系数 Service factor f_B	型号 Model
7.5kW					
364	197	7.97	2670	1.80	
385	186	7.53	2640	1.90	
452	158	6.41	2570	2.1	JRTR59DN132M2*
498	144	5.82	2520	2.2	JRTRF59DN132M2*
575	125	5.05	2440	2.5	
660	108	4.39	2370	2.6	
216	330	6.63	10100	1.40	
255	280	5.61	9690	1.60	JRTRX109DN132M4*
276	260	5.19	9490	2.7	JRTRXF109DN132M4*
307	235	4.65	9210	3.0	
340	210	4.20	8950	3.9	
274	290	5.79	8080	1.45	
291	245	4.91	7750	1.60	
316	225	4.52	7580	2.6	JRTRX99DN132M4*
354	205	4.04	7360	2.9	JRTRXF99DN132M4*
393	182	3.64	7160	3.3	
434	165	3.30	6960	3.6	
489	146	2.92	6730	4.1	
318	225	4.50	5760	1.30	
378	189	3.78	5530	1.60	
411	174	3.48	5420	2.3	
463	155	3.09	5260	2.6	
518	138	2.76	5110	2.9	JRTRX89DN132M4*
576	124	2.48	4970	3.3	JRTRXF89DN132M4*
664	108	2.15	4780	3.6	
741	97	1.93	4640	3.7	
894	80	1.60	4400	3.9	
1030	70	1.39	4230	4.2	
440	163	3.25	3820	1.10	
464	154	3.08	3890	1.25	
530	135	2.70	3820	1.60	
589	122	2.43	3730	1.75	JRTRX79DN132M4*
671	107	2.13	3620	1.85	JRTRXF79DN132M4*
761	94	1.88	3510	2.0	
858	84	1.67	3400	2.1	
1005	71	1.42	3260	2.2	
563	127	2.54	1500	0.95	
596	120	2.40	1610	1.00	
700	102	2.04	1810	1.30	JRTRX69DN132M4*
770	93	1.86	1930	1.35	JRTRXF69DN132M4*
889	81	1.61	2060	1.40	
1020	70	1.40	2080	1.50	
9.2kW					
3.4	24095	435	160000	2.08	JRTR189R109DN132L4*
3.7	21754	393	160000	2.30	



输出转速 Output speed n_a [r/min]	输出扭矩 Output torque T_a [N m]	传动比 Ratio i	出轴许用径向负载 Permitted overhung load F_{Ra}[1] [N]	使用系数 Service factor f_B	型号 Model
7.5kW					
1.7	45763	845	190000	1.09	JRTR189R99DN132L4*
2.2	35766	660	160000	1.40	
2.6	30059	555	160000	1.66	
3.1	25509	471	160000	1.96	
4.0	20369	368	150000	1.57	JRTR179R109DN132L4*
4.2	19369	350	150000	1.65	
4.7	17361	314	150000	1.84	
5.2	15674	283	150000	2.04	
2.7	28936	534	150000	1.11	JRTR179R99DN132L4*
3.1	25434	470	150000	1.26	
3.6	22177	409	150000	1.44	
3.8	21400	376	120000	0.85	JRTR169R99DN132L4* JRTRF169R99DN132L4*
4.3	19000	335	120000	0.95	
4.8	17100	303	120000	1.05	
5.2	15700	279	120000	1.15	
5.1	15900	280	37800	0.8	JRTR149R89DN132L4* JRTRF149R89DN132L4*
5.8	14000	247	60400	0.95	
6.7	12100	214	64300	1.05	
7.6	10700	189	66700	1.2	
9.1	9020	159	69100	1.45	
8.8	9960	163.31	67800	1.30	JRTR149DN132L4* JRTRF149DN132L4*
9.8	8960	146.91	69200	1.45	
12	7310	119.86	71000	1.80	
13	6670	109.31	71600	1.95	JRTR149DN132L4* JRTRF149DN132L4*
15	5770	94.60	72400	2.3	
17	5090	83.47	72900	2.6	JRTR149DN132L4* JRTRF149DN132L4*
20	4400	72.09	73300	3.0	
22	4090	66.99	73500	3.2	
9.2	9540	156.31	43400	0.85	JRTR139DN132L4* JRTRF139DN132L4*
10	8610	141.12	51400	0.95	
11	7820	128.18	53800	1.00	
13	6940	113.72	55500	1.15	
14	6300	103.20	56600	1.25	JRTR139DN132L4* JRTRF139DN132L4*
16	5410	88.70	57900	1.50	
18	4940	80.91	58500	1.60	
20	4480	73.49	59000	1.80	
22	3980	65.20	59500	2.0	
24	3610	59.17	59900	2.2	
28	3100	50.86	60300	2.6	
32	2710	44.39	60500	3.0	

输出转速 Output speed n_a [r/min]	输出扭矩 Output torque T_a [N m]	传动比 Ratio i	出轴许用径向负载 Permitted overhung load F_{Ra}[1] [N]	使用系数 Service factor f_B	型号 Model
9.2kW					
18	4790	78.57	23300	0.90	JRTR109DN132L4* JRTRF109DN132L4*
20	4450	72.88	28600	0.95	
22	4000	65.60	29400	1.05	
24	3620	59.41	28800	1.20	
27	3210	52.68	28100	1.35	
30	2910	47.63	27500	1.50	
36	2460	40.37	26500	1.75	
41	2150	35.26	25700	2.0	
49	1800	29.49	24600	2.4	
47	1880	30.77	24900	2.3	JRTR109DN132L4* JRTRF109DN132L4*
52	1680	27.58	24200	2.6	
58	1520	24.90	23500	2.8	JRTR109DN132L4* JRTRF109DN132L4*
64	1380	22.62	23000	3.1	
72	1220	20.07	22200	3.5	
27	3250	53.21	23280	0.90	JRTR99DN132L4* JRTRF99DN132L4*
30	2900	47.58	20600	1.05	
34	2610	42.78	20300	1.15	
39	2270	37.13	19800	1.30	JRTR99DN132L4* JRTRF99DN132L4*
43	2030	33.25	19400	1.40	
52	1680	27.58	18700	1.60	
58	1530	25.03	18300	1.85	JRTR99DN132L4* JRTRF99DN132L4*
64	1370	22.37	17900	2.0	
71	1230	20.14	17400	2.1	
79	1110	18.24	17000	2.3	
89	990	16.17	16500	2.4	
98	890	14.62	16100	2.6	
116	755	12.39	15400	2.9	
67	1310	21.51	13900	1.15	JRTR89DN132L4* JRTRF89DN132L4*
75	1170	19.10	13600	1.25	
84	1040	17.08	13200	1.35	
94	940	15.35	13000	1.45	
108	810	13.33	12600	1.55	
121	730	11.93	12200	1.70	
145	605	9.90	11700	1.95	
158	560	9.14	11700	2.2	
175	500	8.22	11400	2.3	
202	435	7.13	10900	2.5	
225	390	6.39	10600	2.6	
102	860	14.05	4740	0.85	JRTR79DN132L4* JRTRF79DN132L4*
117	750	12.33	5610	0.90	
132	665	10.88	6280	1.00	
149	590	9.64	6800	1.05	
186	470	7.74	6300	1.30	JRTR79DN132L4* JRTRF79DN132L4*
212	415	6.79	6720	1.40	
240	365	5.99	6920	1.50	
271	325	5.31	6720	1.55	
277	315	5.19	9240	2.2	JRTRX109DN132L4* JRTRXF109DN132L4*
310	285	4.65	8990	2.5	
343	255	4.20	8760	3.2	
377	235	3.81	8540	3.6	
425	205	3.38	8270	4.0	

输出转速 Output speed n_a [r/min]	输出扭矩 Output torque T_a [N m]	传动比 Ratio i	出轴许用径向负载 Permitted overhung load F_{Ra} [N]	使用系数 Service factor f_B	型号 Model
9.2kW					
318	275	4.52	7370	2.2	
356	245	4.04	7170	2.4	
396	220	3.64	6980	2.7	
437	200	3.30	6800	3.0	
493	178	2.92	6590	3.3	JRTRX99DN132L4 *
545	161	2.64	6410	3.7	JRTRXF99DN132L4 *
643	137	2.24	6120	4.4	
736	119	1.96	5890	4.8	
880	100	1.64	5590	5.1	
1015	86	1.42	5360	5.3	
414	210	3.48	5220	1.90	
466	188	3.09	5080	2.2	
522	168	2.76	4950	2.4	
580	151	2.48	4820	2.7	JRTRX89DN132L4 *
669	131	2.15	4650	2.9	JRTRXF89DN132L4 *
747	118	1.93	4520	3.0	
900	98	1.60	4300	3.2	
1035	85	1.39	4140	3.4	
593	148	2.43	3010	1.45	
676	130	2.13	3160	1.55	JRTRX79DN132L4 *
766	115	1.88	3260	1.65	JRTRXF79DN132L4 *
864	102	1.67	3280	1.70	
1010	87	1.42	3160	1.80	
11.0kW					
3.4	28809	435	160000	1.74	
3.7	26010	393	160000	1.92	JRTR189R109DN160M4*
4.1	23628	357	160000	2.12	
4.6	20965	317	160000	2.38	
1.7	54717	845	190000	0.91	
2.2	42764	660	160000	1.17	JRTR189R99DN160M4*
2.6	35940	555	160000	1.39	
3.1	30500	471	160000	1.64	
4.0	24344	368	150000	1.31	
4.2	23176	350	150000	1.38	
4.7	20758	314	150000	1.54	
5.2	18741	283	150000	1.71	JRTR179R109DN160M4*
5.7	17025	257	150000	1.88	
6.4	15106	228	150000	2.12	
7.1	13706	207	150000	2.33	
3.1	30410	470	150000	1.05	JRTR179R99DN160M4*
3.6	26516	409	150000	1.21	
4.9	19600	295	120000	0.90	
5.3	18200	270	120000	1.00	JRTR169R109DN160M4*
6.3	15400	229	120000	1.15	JRTRF169R109DN160M4*
7.2	13400	200	120000	1.35	
8.5	11300	169	120000	1.60	

输出转速 Output speed n_a [r/min]	输出扭矩 Output torque T_a [N m]	传动比 Ratio i	出轴许用径向负载 Permitted overhung load F_{Ra} [N]	使用系数 Service factor f_B	型号 Model
11.0kW					
5.0	20000	291	120000	0.90	JRTR169R109DN160M4* JRTRF169R109DN160M4*
4.3	22800	335	120000	0.80	JRTR169R99DN160M4*
4.8	20500	303	120000	0.90	JRTRF169R99DN160M4*
5.2	18900	279	120000	0.95	
5.8	16800	247	22800	0.75	
6.7	14500	214	56000	0.90	JRTR149R89DN160M4*
7.6	12900	189	63000	1.0	JRTRF149R89DN160M4*
9.1	10800	159	66600	1.20	
5.1	20500	186.93	120000	0.90	
6.3	16700	153.07	120000	1.05	JRTR169DN160L6 *
6.9	15300	139.98	120000	1.20	JRTRF169DN160L6 *
7.9	13300	121.81	120000	1.35	
6.3	16800	229.71	120000	1.05	JRTR169DN160M4*
7.7	13600	186.93	120000	1.30	JRTRF169DN160M4*
9.4	11200	153.07	120000	1.60	
10	10200	139.98	120000	1.75	
12	8890	121.81	120000	2.0	JRTR169DN160M4*
13	7840	107.49	120000	2.3	JRTRF169DN160M4*
15	6800	93.19	120000	2.7	
17	6050	82.91	120000	3.0	
6.5	16100	146.91	35400	0.80	
8.0	13100	119.86	62400	1.00	JRTR149DN160L6 *
8.8	12000	109.31	64600	1.10	JRTRF149DN160L6 *
10	10400	94.60	67300	1.25	
12	9130	83.47	69000	1.40	
8.8	11900	163.31	64700	1.10	JRTR149DN160M4*
9.8	10700	146.91	66700	1.20	JRTRF149DN160M4*
12	8740	119.86	69400	1.50	
13	7970	109.31	70300	1.65	
15	6900	94.60	71400	1.90	
17	6090	83.47	72100	2.1	JRTR149DN160M4*
20	5260	72.09	72800	2.5	JRTRF149DN160M4*
22	4890	66.99	73000	2.7	
24	4460	61.09	73300	2.9	
27	3860	52.87	73600	3.4	
10	10300	141.12	23300	0.80	
11	9350	128.18	46900	0.85	
13	8300	113.72	52700	0.95	
14	7530	103.20	54400	1.05	
16	6470	88.70	56300	1.25	
18	5900	80.91	57200	1.35	JRTR139DN160M4*
20	5360	73.49	57900	1.50	JRTRF139DN160M4*
22	4760	65.20	58700	1.70	
24	4320	59.17	59200	1.85	
28	3710	50.86	59800	2.2	
32	3240	44.39	60200	2.5	
38	2750	37.65	60500	2.9	
44	2400	32.91	60700	3.3	



输出转速 Output speed n_a [r/min]	输出扭矩 Output torque T_a [N m]	传动比 Ratio i	出轴许用径向负载 Permitted overhung load F_{Ra} [N]	使用系数 Service factor f_B	型号 Model
11.0kW					
22	4790	65.60	23700	0.90	
24	4330	59.41	27600	1.00	JRTR109DN160M4*
27	3840	52.68	27100	1.10	JRTRF109DN160M4*
30	3470	47.63	26600	1.25	
36	2940	40.37	25700	1.45	JRTR109DN160M4*
41	2570	35.26	25000	1.65	JRTRF109DN160M4*
49	2150	29.49	24000	2.0	
47	2240	30.77	24200	1.90	
52	2010	27.58	23600	2.1	
58	1820	24.90	23100	2.4	JRTR109DN160M4*
64	1650	22.62	22500	2.6	JRTRF109DN160M4*
72	1460	20.07	21800	2.9	
79	1330	18.21	21300	3.2	
34	3120	42.78	14500	0.95	
39	2710	37.13	18900	1.10	JRTR99DN160M4*
43	2430	33.25	18600	1.20	JRTRF99DN160M4*
52	2010	27.58	18000	1.35	
58	1830	25.03	17700	1.55	JRTR99DN160M4*
64	1630	22.37	17300	1.65	JRTRF99DN160M4*
71	1470	20.14	16900	1.80	
79	1330	18.24	16600	1.90	
89	1180	16.17	16100	2.0	
98	1070	14.62	15700	2.2	
116	900	12.39	15100	2.4	JRTR99DN160M4*
133	790	10.83	14600	2.7	JRTRF99DN160M4*
155	675	9.29	14300	3.0	
172	610	8.39	13900	3.3	
202	520	7.12	13200	3.9	
232	455	6.21	12700	4.2	
67	1570	21.51	13200	0.95	JRTR89DN160M4*
75	1390	19.10	13000	1.05	JRTRF89DN160M4*
84	1250	17.08	12800	1.10	
94	1120	15.35	12500	1.20	
108	970	13.33	12200	1.30	
121	870	11.93	11900	1.40	
145	720	9.90	11400	1.65	JRTR89DN160M4*
158	665	9.14	11500	1.80	JRTRF89DN160M4*
175	600	8.22	11200	1.95	
202	520	7.13	10800	2.1	
225	465	6.39	10400	2.2	
272	385	5.30	9910	2.3	
132	795	10.88	4250	0.85	JRTR79DN160M4*
149	705	9.64	5000	0.90	JRTRF79DN160M4*
186	565	7.74	4630	1.10	
212	495	6.79	5250	1.15	JRTR79DN160M4*
240	435	5.99	5720	1.25	JRTRF79DN160M4*
271	390	5.31	6090	1.30	

输出转速 Output speed n_a [r/min]	输出扭矩 Output torque T_a [N m]	传动比 Ratio i	出轴许用径向负载 Permitted overhung load F_{Ra} [N]	使用系数 Service factor f_B	型号 Model
11.0kW					
277	380	5.19	9000	1.85	
310	340	4.65	8770	2.1	
343	305	4.20	8560	2.7	JRTRX109DN160M4*
377	280	3.81	8360	3.0	JRTRXF109DN160M4*
425	245	3.38	8100	3.4	
469	225	3.07	7900	3.7	
545	193	2.64	7580	4.3	
318	330	4.52	7150	1.80	
356	295	4.04	6970	2.0	
396	265	3.64	6800	2.2	
437	240	3.30	6640	2.5	
493	215	2.92	6440	2.8	JRTRX99DN160M4*
545	193	2.64	6280	3.1	JRTRXF99DN160M4*
643	163	2.24	6000	3.6	
736	143	1.96	5790	4.0	
880	119	1.64	5500	4.2	
1015	103	1.42	5280	4.4	
414	255	3.48	5030	1.60	
466	225	3.09	4910	1.80	JRTRX89DN160M4*
522	200	2.76	4790	2.0	JRTRXF89DN160M4*
580	181	2.48	4680	2.2	
669	157	2.15	4530	2.5	
747	141	1.93	4400	2.5	JRTRX89DN160M4*
900	117	1.60	4200	2.7	JRTRXF89DN160M4*
1035	102	1.39	4050	2.9	
593	177	2.43	1890	1.20	
676	155	2.13	2140	1.30	JRTRX79DN160M4*
766	137	1.88	2330	1.35	JRTRXF79DN160M4*
864	122	1.67	2460	1.40	
1010	104	1.42	2580	1.50	
15.0kW					
3.4	39285	435	160000	1.27	
3.7	35468	393	160000	1.41	
4.1	32220	357	160000	1.55	
4.6	28588	317	160000	1.75	JRTR189R109DN160L4*
5.1	25939	287	160000	1.93	
5.9	22292	247	160000	2.24	
6.8	19458	216	160000	2.57	
2.6	49009	555	160000	1.02	JRTR189R99DN160L4*
3.1	41590	471	160000	1.20	
4.7	28306	314	150000	1.13	
5.2	25556	283	150000	1.25	
5.7	23216	257	150000	1.38	JRTR179R109DN160L4*
6.4	20599	228	150000	1.55	
7.1	18690	207	150000	1.71	
8.2	16062	178	150000	1.99	

输出转速 Output speed n_a [r/min]	输出扭矩 Output torque T_a [N m]	传动比 Ratio i	出轴许用径向负载 Permitted overhung load F_{Ra} [N]	使用系数 Service factor f_B	型号 Model
15.0kW					
6.4	20800	229	120000	0.85	JRTR169R109DN160L4*
7.3	18200	200	120000	1.00	JRTRF169R109DN160L4*
8.6	15300	169	120000	1.20	
6.4	20900	227	120000	0.85	JRTR169R109DN160L4*
7.4	18200	198	120000	1.00	JRTRF169R109DN160L4*
8.0	16853	182.73	150000	1.90	JRTR179DN160L4*
9.7	13825	149.94	150000	2.31	
6.3	22600	153.07	120000	0.80	
6.9	20700	139.98	120000	0.85	JRTR169DN180L6*
8.0	18000	121.81	120000	1.00	JRTRF169DN180L6*
9.0	15900	107.49	120000	1.15	
6.4	22500	229.71	120000	0.80	JRTR169DN160L4*
7.8	18300	186.93	120000	1.00	JRTRF169DN160L4*
9.5	15000	153.07	120000	1.20	
10	13700	139.98	120000	1.30	
12	12000	121.81	120000	1.50	
14	10500	107.49	120000	1.70	JRTR169DN160L4*
16	9140	93.19	120000	1.95	JRTRF169DN160L4*
18	8130	82.91	120000	2.2	
20	7230	73.70	120000	2.5	
22	6610	67.40	120000	2.7	
8.9	16100	109.31	34400	0.80	
10	14000	94.60	60600	0.95	JRTR149DN180L6*
12	12300	83.47	64000	1.05	JRTRF149DN180L6*
13	10600	72.09	66800	1.20	
14	9890	66.99	67900	1.30	
8.9	16000	163.31	36200	0.80	
9.9	14400	146.91	57400	0.90	JRTR149DN160L4*
12	11800	119.86	65000	1.10	JRTRF149DN160L4*
13	10700	109.31	66700	1.20	
15	9280	94.60	68800	1.40	
17	8190	83.47	70100	1.60	
20	7070	72.09	71300	1.85	JRTR149DN160L4*
22	6570	66.99	71700	2.0	JRTRF149DN160L4*
24	5990	61.09	72200	2.2	
28	5190	52.87	72800	2.5	
31	4580	46.65	73200	2.8	

输出转速 Output speed n_a [r/min]	输出扭矩 Output torque T_a [N m]	传动比 Ratio i	出轴许用径向负载 Permitted overhung load F_{Ra} [N]	使用系数 Service factor f_B	型号 Model
15.0kW					
14	10100	103.20	30700	0.80	
16	8700	88.70	51000	0.90	JRTR139DN160L4*
18	7940	80.91	53500	1.00	JRTRF139DN160L4*
20	7210	73.49	55000	1.10	
22	6400	65.20	56400	1.25	
25	5800	59.17	57300	1.40	
29	4990	50.86	58400	1.60	JRTR139DN160L4*
33	4360	44.39	59100	1.85	JRTRF139DN160L4*
39	3690	37.65	59800	2.2	
44	3230	32.91	60200	2.5	
52	2730	27.83	60500	2.8	
31	4670	47.63	24500	0.90	
36	3960	40.37	23900	1.10	JRTR109DN160L4*
41	3460	35.26	23400	1.25	JRTRF109DN160L4*
50	2890	29.49	22600	1.50	
47	3020	30.77	22800	1.40	
53	2710	27.58	22400	1.60	
59	2440	24.90	21900	1.75	
65	2220	22.62	21400	1.95	JRTR109DN160L4*
73	1970	20.07	20900	2.2	JRTRF109DN160L4*
80	1790	18.21	20400	2.4	
93	1540	15.65	19700	2.8	
107	1340	13.66	19000	3.2	
53	2710	27.58	16500	1.00	JRTR99DN160L4* JRTRF99DN160L4*
58	2460	25.03	16300	1.15	
65	2200	22.37	16100	1.25	
72	1980	20.14	15800	1.30	
80	1790	18.24	15600	1.40	
90	1590	16.17	15200	1.50	
100	1430	14.62	14900	1.60	JRTR99DN160L4*
118	1220	12.39	14400	1.80	JRTRF99DN160L4*
135	1060	10.83	14000	1.95	
157	910	9.29	13800	2.2	
174	820	8.39	13400	2.5	
205	700	7.12	12800	2.9	
235	610	6.21	12400	3.1	
85	1680	17.08	11600	0.85	
95	1510	15.35	11500	0.90	JRTR89DN160L4*
110	1310	13.33	11300	1.00	JRTRF89DN160L4*
122	1170	11.93	11100	1.05	
147	970	9.90	10700	1.20	
160	900	9.14	11000	1.35	
178	810	8.22	10700	1.45	JRTR89DN160L4*
205	700	7.13	10300	1.55	JRTRF89DN160L4*
229	625	6.39	10100	1.65	
275	520	5.30	9600	1.75	
281	510	5.19	8440	1.35	
314	455	4.65	8260	1.50	JRTR109DN160L4*
348	410	4.20	8100	2.0	JRTRF109DN160L4*
383	375	3.81	7930	2.2	



输出转速 Output speed n_a [r/min]	输出扭矩 Output torque T_a [N m]	传动比 Ratio i	出轴许用径向负载 Permitted overhung load F_{Ra} [N]	使用系数 Service factor f_B	型号 Model
15.0kW					
431	330	3.38	7720	2.5	
475	300	3.07	7540	2.8	
553	260	2.64	7260	3.2	JRTRX109DN160L4*
634	225	2.30	7010	3.7	JRTRXF109DN160L4*
747	192	1.95	6710	4.0	
855	168	1.71	6470	4.2	
1010	142	1.44	6170	4.6	
323	445	4.52	6660	1.35	
361	395	4.04	6530	1.50	
401	355	3.64	6400	1.65	
443	325	3.30	6270	1.85	
499	285	2.92	6110	2.1	JRTRX99DN160L4*
552	260	2.64	5970	2.3	JRTRXF99DN160L4*
652	220	2.24	5730	2.7	
746	192	1.96	5550	3.0	
892	161	1.64	5290	3.2	
1030	139	1.42	5090	3.3	
420	340	3.48	4260	1.20	
473	305	3.09	4510	1.35	JRTRX89DN160L4*
529	270	2.76	4430	1.50	JRTRXF89DN160L4*
588	245	2.48	4350	1.65	
678	210	2.15	4230	1.80	
757	189	1.93	4130	1.90	JRTRX89DN160L4*
913	157	1.60	3960	2.0	JRTRXF89DN160L4*
1050	137	1.39	3840	2.1	
18.5kW					
3.7	43446	393	160000	1.15	
4.1	39468	357	160000	1.27	
4.6	35019	317	160000	1.43	JRTR189R109DN180M4*
5.1	31773	287	160000	1.57	
6.0	27307	247	160000	1.83	
6.8	23834	216	160000	2.10	
8.0	20223	183	160000	2.47	
5.2	31304	283	150000	1.02	
5.7	28438	257	150000	1.13	
6.4	25232	228	150000	1.27	JRTR179R109DN180M4*
7.1	22894	207	150000	1.40	
8.3	19675	178	150000	1.63	
9.8	16940	149.94	150000	1.89	JRTR179DN180M4*
12.0	13783	122.00	150000	2.32	

输出转速 Output speed n_a [r/min]	输出扭矩 Output torque T_a [N m]	传动比 Ratio i	出轴许用径向负载 Permitted overhung load F_{Ra} [N]	使用系数 Service factor f_B	型号 Model
18.5kW					
7.8	22500	186.93	120000	0.80	
9.6	18500	153.07	120000	1.00	JRTR169DN180M4*
10	16900	139.98	120000	1.05	JRTRF169DN180M4*
12	14700	121.81	120000	1.25	
14	13000	107.49	120000	1.40	
16	11200	93.19	120000	1.60	
18	10000	82.91	120000	1.80	JRTR169DN180M4*
20	8890	73.70	120000	2.0	JRTRF169DN180M4*
22	8130	67.40	120000	2.2	
25	7070	58.65	120000	2.6	
12	14500	119.86	56900	0.90	JRTR149DN180M4*
13	13200	109.31	62300	1.00	JRTRF149DN180M4*
15	11400	94.60	65600	1.15	
18	10100	83.47	67700	1.30	
20	8690	72.09	69500	1.50	
22	8080	66.99	70200	1.60	JRTR149DN180M4*
24	7370	61.09	71000	1.75	JRTRF149DN180M4*
28	6380	52.87	71900	2.0	
31	5630	46.65	72500	2.3	
36	4860	40.29	73000	2.7	
18	9760	80.91	39000	0.80	
20	8860	73.49	50200	0.90	JRTR139DN180M4*
22	7860	65.20	53700	1.00	JRTRF139DN180M4*
25	7140	59.17	55100	1.10	
29	6130	50.86	56800	1.30	
33	5350	44.39	58000	1.50	JRTR139DN180M4*
39	4540	37.65	58900	1.75	JRTRF139DN180M4*
45	3970	32.91	59500	2.0	
53	3360	27.83	60100	2.3	
50	3570	29.57	59900	2.2	
61	2910	24.12	60400	2.8	JRTR139DN180M4*
67	2650	22.00	60600	3.0	JRTRF139DN180M4*
77	2300	19.04	60800	3.5	
87	2030	16.80	60900	4.0	

输出转速 Output speed n_a [r/min]	输出扭矩 Output torque T_a [N m]	传动比 Ratio i	出轴许用径向负载 Permitted overhung load F_{Ra} [N]	使用系数 Service factor f_B	型号 Model
18.5kW					
36	4870	40.37	20200	0.90	JRTR109DN180M4*
42	4250	35.26	22000	1.00	JRTRF109DN180M4*
50	3560	29.49	21500	1.20	
59	3000	24.90	20900	1.45	
65	2730	22.62	20600	1.60	
73	2420	20.07	20100	1.80	
80	2200	18.21	19700	1.95	
94	1890	15.65	19100	2.3	JRTR109DN180M4*
107	1650	13.66	18500	2.6	JRTRF109DN180M4*
126	1400	11.59	17800	3.1	
145	1220	10.13	17200	3.5	
186	950	7.86	16300	3.1	
220	800	6.66	15600	3.7	
73	2430	20.14	14900	1.05	
80	2200	18.24	14700	1.15	
91	1950	16.17	14500	1.25	
100	1760	14.62	14200	1.30	
118	1490	12.39	13800	1.45	
135	1310	10.83	13500	1.60	JRTR99DN180M4*
158	1120	9.29	13400	1.80	JRTRF99DN180M4*
175	1010	8.39	13100	2.0	
206	860	7.12	12600	2.3	
236	750	6.21	12100	2.5	
282	625	5.20	11600	2.8	
326	545	4.50	11100	3.0	
110	1610	13.33	10600	0.80	
123	1440	11.93	10400	0.85	
148	1190	9.90	10200	1.00	
160	1100	9.14	10600	1.10	JRTR89DN180M4*
178	990	8.22	10300	1.15	JRTRF89DN180M4*
205	860	7.13	10000	1.25	
229	770	6.39	9770	1.30	
276	640	5.30	9350	1.40	
349	505	4.20	7710	1.65	
384	460	3.81	7580	1.80	JRTRX109DN180M4*
433	410	3.38	7400	2.0	JRTRXF109DN180M4*
477	370	3.07	7250	2.2	
555	320	2.64	7010	2.6	
636	280	2.30	6780	3.0	JRTRX109DN180M4*
750	235	1.95	6510	3.3	JRTRXF109DN180M4*
858	205	1.71	6290	3.4	
1015	174	1.44	6020	3.7	
402	440	3.64	6060	1.35	
444	400	3.30	5960	1.50	JRTRX99DN180M4*
501	355	2.92	5830	1.70	JRTRXF99DN180M4*
554	320	2.64	5710	1.85	
654	270	2.24	5510	2.2	
749	235	1.96	5350	2.4	

输出转速 Output speed n_a [r/min]	输出扭矩 Output torque T_a [N m]	传动比 Ratio i	出轴许用径向负载 Permitted overhung load F_{Ra} [N]	使用系数 Service factor f_B	型号 Model
18.5kW					
895	197	1.64	5120	2.6	JRTRX99DN180M4*
1035	171	1.42	4940	2.7	JRTRXF99DN180M4*
531	335	2.76	3040	1.20	
590	300	2.48	3340	1.35	
680	260	2.15	3630	1.50	JRTRX89DN180M4*
760	235	1.93	3820	1.55	JRTRXF89DN180M4*
916	193	1.60	3770	1.65	
1055	168	1.39	3670	1.75	
22.0kW					
3.7	51666	393	160000	0.97	
4.1	46935	357	160000	1.07	
4.6	41644	317	160000	1.20	
5.1	37784	287	160000	1.32	JRTR189R109DN180L4*
6.0	32473	247	160000	1.54	
6.8	28344	216	160000	1.76	
8.0	24048	183	160000	2.08	
9.2	21019	160	160000	2.38	
6.4	30014	228	150000	1.07	
7.1	27225	207	150000	1.18	JRTR179R109DN180L4*
8.3	23398	178	150000	1.37	
9.1	21613	160.87	190000	2.31	JRTR189DN180L4*
9.9	19852	147.76	190000	2.52	
9.8	20145	149.94	150000	1.59	
12.0	16390	122.00	150000	1.95	JRTR179DN180L4*
15.1	13112	97.60	147200	2.44	
9.6	22000	153.07	120000	0.80	JRTR169DN180L4*
10	20100	139.98	120000	0.90	JRTRF169DN180L4*
12	17500	121.81	120000	1.05	
14	15400	107.49	120000	1.15	
16	13400	93.19	120000	1.35	
18	11900	82.91	120000	1.50	
20	10600	73.70	120000	1.70	JRTR169DN180L4*
22	9670	67.40	120000	1.85	JRTRF169DN180L4*
25	8410	58.65	120000	2.1	
28	7420	51.76	120000	2.4	
33	6430	44.87	120000	2.8	
13	15700	109.31	41300	0.85	
15	13600	94.60	61500	0.95	JRTR149DN180L4*
18	12000	83.47	64600	1.10	JRTRF149DN180L4*
20	10300	72.09	67300	1.25	
22	9610	66.99	68300	1.35	
24	8760	61.09	69400	1.50	
28	7580	52.87	70800	1.70	JRTR149DN180L4*
31	6690	46.65	71600	1.95	JRTRF149DN180L4*
36	5780	40.29	72400	2.2	
41	5110	35.64	72900	2.5	
49	4300	29.95	73400	3.0	
22	9350	65.20	46900	0.85	
25	8480	59.17	51900	0.95	JRTR139DN180L4*
29	7290	50.86	54800	1.10	JRTRF139DN180L4*
33	6370	44.39	56500	1.25	
39	5400	37.65	57900	1.50	JRTR139DN180L4*
45	4720	32.91	58700	1.70	JRTRF139DN180L4*
53	3990	27.83	59500	1.90	



输出转速 Output speed n_a [r/min]	输出扭矩 Output torque T_a [N m]	传动比 Ratio i	出轴许用径向负载 Permitted overhung load F_{Ra} [N]	使用系数 Service factor f_B	型号 Model
22.0kW					
50	4240	29.57	59300	1.85	
61	3460	24.12	60000	2.3	JRTR139DN180L4*
67	3150	22.00	60200	2.5	JRTRF139DN180L4*
77	2730	19.04	60500	2.9	
87	2410	16.80	60700	3.3	
101	2080	14.51	60900	3.9	JRTR139DN180L4* JRTRF139DN180L4*
114	1840	12.83	61000	4.4	
42	5060	35.26	17280	0.85	JRTR109DN180L4*
50	4230	29.49	20400	1.00	JRTRF109DN180L4*
59	3570	24.90	20000	1.20	
65	3240	22.62	19700	1.35	JRTR109DN180L4* JRTRF109DN180L4*
73	2880	20.07	19300	1.50	
80	2610	18.21	19000	1.65	
94	2240	15.65	18500	1.90	
107	1960	13.66	18000	2.2	
126	1660	11.59	17300	2.6	
145	1450	10.13	16800	3.0	JRTR109DN180L4* JRTRF109DN180L4*
171	1230	8.56	16100	3.5	
186	1130	7.86	16100	2.6	
220	960	6.66	15400	3.1	
252	840	5.82	14800	3.6	
73	2890	20.14	14000	0.90	
80	2620	18.24	13900	0.95	JRTR99DN180L4*
91	2320	16.17	13700	1.05	JRTRF99DN180L4*
100	2100	14.62	13600	1.10	
118	1780	12.39	13200	1.25	
135	1550	10.83	13000	1.35	
158	1330	9.29	13100	1.50	
175	1200	8.39	12800	1.70	JRTR99DN180L4*
206	1020	7.12	12300	1.95	JRTRF99DN180L4*
236	890	6.21	11900	2.1	
282	745	5.20	11400	2.4	
326	645	4.50	10900	2.5	
148	1420	9.90	9640	0.85	
160	1310	9.14	10100	0.90	
178	1180	8.22	9960	1.00	JRTR89DN180L4*
205	1020	7.13	9700	1.05	JRTRF89DN180L4*
229	920	6.39	9490	1.10	
276	760	5.30	9110	1.20	
349	600	4.20	7330	1.40	
384	545	3.81	7230	1.50	JRTRX109DN180L4*
433	485	3.38	7090	1.70	JRTRXF109DN180L4*
477	440	3.07	6960	1.90	
555	380	2.64	6760	2.2	
636	330	2.30	6560	2.5	
750	280	1.95	6320	2.7	JRTRX109DN180L4*
858	245	1.71	6120	2.9	JRTRXF109DN180L4*
1015	205	1.44	5870	3.1	

输出转速 Output speed n_a [r/min]	输出扭矩 Output torque T_a [N m]	传动比 Ratio i	出轴许用径向负载 Permitted overhung load F_{Ra} [N]	使用系数 Service factor f_B	型号 Model
22.0kW					
402	520	3.64	5720	1.15	
444	475	3.30	5650	1.25	
501	420	2.92	5560	1.40	
554	380	2.64	5460	1.55	JRTRX99DN180L4*
654	320	2.24	5300	1.85	JRTRXF99DN180L4*
749	280	1.96	5160	2.0	
895	235	1.64	4960	2.2	
1035	205	1.42	4790	2.2	
531	395	2.76	1270	1.00	
590	355	2.48	1710	1.15	
680	310	2.15	2160	1.25	JRTRX89DN180L4*
760	275	1.93	2450	1.30	JRTRXF89DN180L4*
916	230	1.60	2750	1.35	
1055	200	1.39	3030	1.45	
30.0kW					
6.8	38650	216	160000	1.29	
8.0	32793	183	160000	1.52	JRTR189R109DN200L4*
9.2	28662	160	160000	1.74	
10.9	24220	135	160000	2.06	
7.1	37125	207	150000	0.86	JRTR179R109DN200L4*
8.3	31906	178	150000	1.00	
9.1	29472	160.87	190000	1.70	
9.9	27071	147.76	190000	1.85	JRTR189DN200L4
11.4	23692	129.32	190000	2.11	
12.7	21250	115.99	188200	2.35	
12.0	22350	122.00	150000	1.43	
15.1	17880	97.60	147200	1.79	JRTR179DN200L4
16.9	15901	86.80	140100	2.01	
19.4	13853	75.62	132000	2.31	
14	20900	107.49	120000	0.85	JRTR169DN200L4
16	18200	93.19	120000	1.00	JRTRF169DN200L4
18	16200	82.91	120000	1.10	
20	14400	73.70	120000	1.25	
22	13100	67.40	120000	1.35	
25	11400	58.65	120000	1.55	
28	10100	51.76	120000	1.80	JRTR169DN200L4
33	8740	44.87	120000	2.1	JRTRF169DN200L4
37	7780	39.92	120000	2.3	
43	6710	34.41	120000	2.7	
53	5450	27.96	120000	3.3	
62	4620	23.71	120000	3.9	
18	16300	83.47	32400	0.80	JRTR149DN200L4
20	14000	72.09	60400	0.95	JRTRF149DN200L4
22	13100	66.99	62500	1.00	

输出转速 Output speed n_a [r/min]	输出扭矩 Output torque T_a [N m]	传动比 Ratio i	出轴许用径向负载 Permitted overhung load F_{Ra} [N]	使用系数 Service factor f_B	型号 Model
30.0kW					
24	11900	94.60	64700	1.10	JRTR149DN200L4 JRTRF149DN200L4
28	10300	52.87	67300	1.25	
32	9090	46.65	69000	1.45	
36	7850	40.29	70500	1.65	JRTR149DN200L4
41	6950	35.64	71400	1.85	JRTRF149DN200L4
49	5840	29.95	72300	2.2	
61	4710	24.19	73100	2.5	
72	3980	20.44	73600	3.0	
82	3510	18.04	73800	3.0	JRTR149DN200L4 JRTRF149DN200L4
94	3050	15.64	74000	4.3	
29	9910	50.86	35800	0.80	
33	8650	44.39	51200	0.90	
39	7340	37.65	54700	1.10	JRTR139DN200L4 JRTRF139DN200L4
45	6410	32.91	56400	1.25	
53	5420	27.83	57900	1.40	
61	4700	24.12	58800	1.70	
67	4290	22.00	59200	1.85	JRTR139DN200L4
77	3710	19.04	59800	2.2	JRTRF139DN200L4
88	3270	16.80	60100	2.4	
101	2830	14.51	59500	2.8	
115	2500	12.83	58400	3.2	
136	2100	10.79	56600	3.8	JRTR139DN200L4 JRTRF139DN200L4
194	1480	7.59	53300	3.5	
230	1240	6.38	51300	4.1	
73	3910	20.07	17600	1.10	
81	3550	18.21	17400	1.20	
94	3050	15.65	17100	1.40	
108	2660	13.66	16800	1.60	
127	2260	11.59	16300	1.90	
145	1970	10.13	15900	2.2	JRTR109DN200L4 JRTRF109DN200L4
172	1670	8.56	15400	2.6	
187	1530	7.86	15500	1.95	
221	1300	6.66	14900	2.3	
252	1140	5.82	14400	2.6	
299	960	4.92	13700	3.0	
101	2850	14.62	12000	0.80	
119	2420	12.39	11900	0.90	
136	2110	10.83	11800	1.00	JRTR99DN200L4 JRTRF99DN200L4
158	1810	9.29	12300	1.10	
175	1640	8.39	12100	1.25	
207	1390	7.12	11700	1.45	
237	1210	6.21	11400	1.55	JRTR99DN200L4
283	1010	5.20	10900	1.75	JRTRF99DN200L4
327	880	4.50	10500	1.85	
434	660	3.38	6370	1.25	
479	600	3.07	6310	1.40	JRTRX109DN200L4
557	515	2.64	6180	1.60	JRTRXF109DN200L4
638	450	2.30	6050	1.85	

输出转速 Output speed n_a [r/min]	输出扭矩 Output torque T_a [N m]	传动比 Ratio i	出轴许用径向负载 Permitted overhung load F_{Ra} [N]	使用系数 Service factor f_B	型号 Model
30.0kW					
752	380	1.95	5870	2.0	
860	335	1.71	5720	2.1	JRTRX109DN200L4
1020	280	1.44	5520	2.3	JRTRXF109DN200L4
503	570	2.92	3120	1.05	
556	515	2.64	3560	1.15	
656	435	2.24	4050	1.35	JRTRX99DN200L4
751	380	1.96	4450	1.50	JRTRXF99DN200L4
898	320	1.64	4580	1.60	
1040	275	1.42	4450	1.65	
37.0kW					
6.8	47507	216	160000	1.05	
8.1	40308	183	160000	1.24	JRTR189R109DN225S4*
9.2	35230	160	160000	1.42	
10.9	29770	135	160000	1.68	
9.2	36226	160.87	190000	1.38	
10.0	33274	147.76	190000	1.50	
11.4	29121	129.32	190000	1.72	JRTR189DN225S4
12.7	26120	115.99	188200	1.91	
14.6	22679	100.71	177200	2.20	
12.1	27472	122.00	150000	1.16	
15.1	21977	97.60	147200	1.46	
17.0	19545	86.80	140100	1.64	
19.5	17028	75.62	132000	1.88	JRTR179DN225S4
21.9	15193	67.47	125600	2.11	
25.6	12950	57.51	117000	2.47	
31.0	10730	47.65	107400	2.98	
16	22400	93.19	120000	0.80	
18	19900	82.91	120000	0.90	
20	17700	73.70	120000	1.00	
22	16200	67.40	120000	1.10	
25	14100	58.65	120000	1.30	JRTR169DN225S4
28	12400	51.76	120000	1.45	JRTRF169DN225S4
33	10800	44.87	120000	1.65	
37	9600	39.92	120000	1.90	
43	8270	34.41	120000	2.2	
53	6720	27.96	120000	2.7	
48	7380	30.71	120000	1.35	
60	5900	24.57	120000	2.4	
67	5250	21.85	120000	2.5	JRTR169DN225S4 JRTRF169DN225S4
77	4580	19.03	120000	3.5	
87	4080	16.98	120000	3.7	
22	16100	66.99	35000	0.80	JRTR149DN225S4
24	14700	61.09	54200	0.90	JRTRF149DN225S4
28	12700	52.87	63200	1.00	
32	11200	46.65	65900	1.15	JRTR149DN225S4
36	9680	40.29	68200	1.35	JRTRF149DN225S4
41	8570	35.64	69700	1.50	



输出转速 Output speed n_a [r/min]	输出扭矩 Output torque T_a [N m]	传动比 Ratio i	出轴许用径向负载 Permitted overhung load F_{Ra} [N]	使用系数 Service factor f_B	型号 Model
37.0kW					
49	7200	29.95	71100	1.80	JRTR149DN225S4
61	5810	24.19	72400	2.1	JRTRF149DN225S4
72	4910	20.44	73000	2.4	JRTR149DN225S4
82	4340	18.04	73400	2.4	JRTRF149DN225S4
94	3760	15.64	73700	3.5	
106	3340	13.91	73900	3.8	JRTR149DN225S4 JRTRF149DN225S4
39	9050	37.65	49400	0.90	JRTR139DN225S4
45	7910	32.91	53600	1.00	JRTRF139DN225S4
53	6690	27.83	55900	1.15	
61	5800	24.12	57300	1.40	
67	5290	22.00	58000	1.50	JRTR139DN225S4
77	4580	19.04	57800	1.75	JRTRF139DN225S4
88	4040	16.80	57300	2.0	
101	3490	14.51	56600	2.3	
115	3080	12.83	55800	2.6	
136	2590	10.79	54400	3.1	JRTR139DN225S4
169	2090	8.71	52600	3.7	JRTRF139DN225S4
194	1820	7.59	51900	2.8	
230	1530	6.38	50100	3.3	
285	1240	5.15	47800	3.7	
73	4820	20.07	16100	0.90	
81	4380	18.21	16100	1.00	
94	3760	15.65	15900	1.15	
108	3280	13.66	15700	1.30	
127	2790	11.59	15400	1.55	JRTR109DN225S4
145	2430	10.13	15100	1.75	JRTRF109DN225S4
172	2060	8.56	14700	2.1	
187	1890	7.86	15000	1.55	
221	1600	6.66	14400	1.85	
252	1400	5.82	14000	2.1	
299	1180	4.92	13400	2.5	
434	810	3.38	4470	1.00	
479	740	3.07	4950	1.10	
557	635	2.64	5530	1.30	JRTRX109DN225S4
638	555	2.30	5610	1.50	JRTRXF109DN225S4
752	470	1.95	5490	1.65	
860	410	1.71	5370	1.70	
1020	345	1.44	5220	1.85	
45.0kW					
8.1	49023	183	160000	1.02	
9.2	42848	160	160000	1.17	JRTR189R109DN225M4*
10.9	36207	135	160000	1.38	
10.0	40469	147.76	190000	1.24	
11.4	35418	129.32	190000	1.41	
12.7	31767	115.99	188200	1.57	JRTR189DN225M4
14.6	27582	100.71	177200	1.81	
16.1	25026	91.38	169000	2.00	
18.7	21557	78.71	159000	2.32	

输出转速 Output speed n_a [r/min]	输出扭矩 Output torque T_a [N m]	传动比 Ratio i	出轴许用径向负载 Permitted overhung load F_{Ra} [N]	使用系数 Service factor f_B	型号 Model
45.0kW					
12.1	33411	122.00	150000	0.96	
15.1	26729	97.60	147200	1.20	
17.0	23771	86.80	140100	1.35	
19.5	20710	75.62	132000	1.55	JRTR179DN225M4
21.9	18478	67.47	125600	1.73	
25.6	15750	57.51	117000	2.03	
31.0	13050	47.65	107400	2.45	
20	21500	73.70	120000	0.85	
22	19700	67.40	120000	0.90	JRTR169DN225M4
25	17100	58.65	120000	1.05	JRTRF169DN225M4
28	15100	51.76	120000	1.20	
33	13100	44.87	120000	1.35	
37	11700	39.92	120000	1.55	JRTR169DN225M4
43	10100	34.41	120000	1.80	JRTRF169DN225M4
53	8170	27.96	120000	2.2	
62	6930	23.71	120000	2.6	
48	8980	30.71	120000	1.10	
60	7180	24.57	120000	1.95	JRTR169DN225M4
67	6390	21.85	120000	2.0	JRTRF169DN225M4
77	5560	19.03	120000	2.9	
87	4960	16.98	120000	3.0	
28	15500	52.87	44400	0.85	
32	13600	46.65	61300	0.95	
36	11800	40.29	65000	1.10	JRTR149DN225M4
41	10400	35.64	67200	1.25	JRTRF149DN225M4
49	8760	29.95	69400	1.50	
61	7070	24.19	71300	1.70	
72	5970	20.44	72200	2.0	
82	5270	18.04	72800	2.0	
94	4570	15.64	73200	2.8	JRTR149DN225M4
106	4070	13.91	73500	3.1	JRTRF149DN225M4
123	3510	11.99	73800	3.7	
203	2120	7.25	74300	4.1	
45	9620	32.91	41700	0.85	JRTR139DN225M4
53	8130	27.83	51200	0.95	JRTRF139DN225M4
61	7050	24.12	52400	1.15	
67	6430	22.00	52900	1.25	JRTR139DN225M4
77	5570	19.04	53300	1.45	JRTRF139DN225M4
88	4910	16.80	53400	1.65	
101	4240	14.51	53200	1.90	
115	3750	12.83	52800	2.1	
136	3150	10.79	51900	2.5	JRTR139DN225M4
169	2550	8.71	50500	3.1	JRTRF139DN225M4
194	2220	7.59	50200	2.3	
230	1860	6.38	48700	2.7	
285	1510	5.15	46700	3.0	
94	4580	15.65	14600	0.95	JRTR109DN225M4
108	3990	13.66	14600	1.10	JRTRF109DN225M4
127	3390	11.59	14400	1.25	

输出转速 Output speed n_a [r/min]	输出扭矩 Output torque T_a [N m]	传动比 Ratio i	出轴许用径向负载 Permitted overhung load F_{Ra} [N]	使用系数 Service factor f_B	型号 Model
45.0kW					
145	2960	10.13	14300	1.45	
172	2500	8.56	14000	1.70	
187	2300	7.86	14400	1.30	JRTR109DN225M4
221	1950	6.66	14000	1.50	JRTRF109DN225M4
252	1700	5.82	13600	1.75	
299	1440	4.92	13100	2.0	
434	990	3.38	1360	0.85	
479	900	3.07	2080	0.90	
557	770	2.64	2970	1.10	
638	675	2.30	3640	1.25	JRTRX109DN225M4
752	570	1.95	4200	1.35	JRTRXF109DN225M4
860	500	1.71	4540	1.40	
1020	420	1.44	4880	1.55	
55.0kW					
11.4	43142	129.32	190000	1.16	
12.8	38696	115.99	188200	1.29	
14.7	33598	100.71	177200	1.49	
16.2	30484	91.38	169000	1.64	JRTR189DN250M4
18.8	26259	78.71	159000	1.90	
22.4	22068	66.15	147000	2.27	
25.8	19107	57.28	137500	2.62	
15.2	32559	97.60	147200	0.98	
17.1	28955	86.80	140100	1.11	
19.6	25226	75.62	132000	1.27	
21.9	22507	67.47	125600	1.42	JRTR179DN250M4
25.7	19184	57.51	117000	1.67	
31.1	15896	47.65	107400	2.01	
36.4	13568	40.67	99700	2.36	
25	20900	58.65	120000	0.85	
29	18400	51.76	120000	1.00	
33	16000	44.87	120000	1.15	JRTR169DN250M4
37	14200	39.92	120000	1.25	JRTRF169DN250M4
43	12300	34.41	120000	1.45	
53	9960	27.96	120000	1.80	
62	8440	23.71	120000	2.1	
60	8750	24.57	120000	1.60	JRTR169DN250M4
68	7780	21.85	120000	1.65	JRTRF169DN250M4
77	6780	19.03	120000	2.4	
87	6050	16.98	120000	2.5	JRTR169DN250M4
102	5150	14.48	120000	3.5	JRTRF169DN250M4
123	4270	11.99	120000	4.0	
32	16600	46.65	26600	0.80	
37	14300	40.29	58200	0.90	JRTR149DN250M4
41	12700	35.64	63300	1.00	JRTRF149DN250M4
49	10700	29.95	66800	1.20	
61	8610	24.19	69600	1.40	

输出转速 Output speed n_a [r/min]	输出扭矩 Output torque T_a [N m]	传动比 Ratio i	出轴许用径向负载 Permitted overhung load F_{Ra} [N]	使用系数 Service factor f_B	型号 Model
55.0kW					
72	7280	20.44	71100	1.65	
82	6420	18.04	71900	1.65	JRTR149DN250M4
94	5570	15.64	72500	2.3	JRTRF149DN250M4
106	4950	13.91	73000	2.5	
123	4270	11.99	73400	3.0	
151	3470	9.74	73800	3.8	JRTR149DN250M4
203	2580	7.25	74200	3.4	JRTRF149DN250M4
250	2100	5.89	72500	4.1	
77	6780	19.04	47800	1.20	JRTR139DN250M4
88	5980	16.80	48500	1.35	JRTRF139DN250M4
102	5170	14.51	48900	1.55	
115	4570	12.83	49000	1.75	
137	3840	10.79	48800	2.1	
169	3100	8.71	48000	2.5	JRTR139DN250M4
194	2700	7.59	48100	1.90	JRTRF139DN250M4
231	2270	6.38	46900	2.3	
286	1830	5.15	45200	2.5	
75.0kW					
14.7	45815	100.71	177200	1.09	
16.2	41569	91.38	169000	1.20	
18.8	35807	78.71	159000	1.40	
22.4	30093	66.15	147000	1.66	JRTR189DN280S4
25.8	26055	57.28	137500	1.92	
31.0	21713	47.73	126100	2.30	
33.1	20359	44.75	116600	2.46	
21.9	30692	67.47	125600	1.04	
25.7	26161	57.51	117000	1.22	
31.1	21676	47.65	107400	1.48	JRTR179DN280S4
36.4	18501	40.67	99700	1.73	
45.8	14694	32.30	93700	2.18	
51.4	13111	28.82	88600	2.44	
33	21700	44.87	120000	0.85	
37	19300	39.92	120000	0.95	JRTR169DN280S4
43	16700	34.41	120000	1.10	JRTRF169DN280S4
53	13500	27.96	120000	1.35	
62	11500	23.71	120000	1.55	
60	11900	24.57	120000	1.20	JRTR169DN280S4
68	10600	21.85	120000	1.25	JRTRF169DN280S4
78	9210	19.03	120000	1.75	
87	8220	16.98	120000	1.85	
102	7000	14.48	120000	2.6	JRTR169DN280S4
123	5800	11.99	116600	2.9	JRTRF169DN280S4
145	4950	10.24	112800	3.4	
49	14500	29.95	56500	0.90	JRTR149DN280S4
61	11700	24.19	65100	1.00	JRTRF149DN280S4



输出转速 Output speed n_a [r/min]	输出扭矩 Output torque T_a [N m]	传动比 Ratio i	出轴许用径向负载 Permitted overhung load F_{Ra} [N]	使用系数 Service factor f_B	型号 Model
75.0kW					
72	9890	20.44	67900	1.20	
82	8730	18.04	69500	1.20	JRTR149DN280S4
95	7570	15.64	70800	1.70	JRTRF149DN280S4
106	6730	13.91	71600	1.85	
123	5800	11.99	72400	2.2	
152	4710	9.74	73100	2.8	
179	4000	8.26	73500	3.3	JRTR149DN280S4
204	3510	7.25	73100	2.5	JRTRF149DN280S4
251	2850	5.89	70100	3.0	
296	2420	5.00	67600	3.6	
90.0kW					
18.8	42969	78.71	159000	1.16	
22.4	36112	66.15	147000	1.38	
25.8	31267	57.28	137500	1.60	JRTR189DN280M4
31.0	26055	47.73	126100	1.92	
33.1	24431	44.75	116600	2.05	
36.4	22167	40.61	112700	2.26	
25.7	31393	57.51	117000	1.02	
31.1	26011	47.65	107400	1.23	
36.4	22202	40.67	99700	1.44	JRTR179DN280M4
45.8	17633	32.30	93700	1.81	
51.4	15733	28.82	88600	2.03	
60.3	13407	24.56	81700	2.39	
37	23200	39.92	120000	0.80	
43	20000	34.41	120000	0.90	JRTR169DN280M4
53	16200	27.96	120000	1.10	JRTRF169DN280M4
62	13800	23.71	120000	1.30	
60	14300	24.57	120000	1.00	JRTR169DN280M4
68	12700	21.85	120000	1.00	JRTRF169DN280M4
78	11100	19.03	120000	1.45	
87	9860	16.98	120000	1.50	
102	8410	14.48	117300	2.1	JRTR169DN280M4
123	6960	11.99	113500	2.4	JRTRF169DN280M4
145	5940	10.24	110100	2.9	
72	11900	20.44	64800	1.00	
82	10500	18.04	67100	1.00	JRTR149DN280M4
95	9080	15.64	69000	1.45	JRTRF149DN280M4
106	8080	13.91	70200	1.55	
123	6960	11.99	71400	1.85	
152	5660	9.74	72500	2.3	
179	4800	8.26	73000	2.7	JRTR149DN280M4
204	4210	7.25	70900	2.1	JRTRF149DN280M4
251	3420	5.89	68300	2.5	
296	2900	5.00	66100	3.0	

输出转速 Output speed n_a [r/min]	输出扭矩 Output torque T_a [N m]	传动比 Ratio i	出轴许用径向负载 Permitted overhung load F_{Ra} [N]	使用系数 Service factor f_B	型号 Model
110kW					
18.8	52517	78.71	159000	0.95	
22.4	44137	66.15	147000	1.13	
25.8	38215	57.28	137500	1.31	
31.0	31846	47.73	126100	1.57	JRTR189DN315S4
33.1	29860	44.75	116600	1.67	
36.4	27093	40.61	112700	1.85	
42.3	23338	34.98	107200	2.14	
50.3	19614	29.40	99100	2.55	
31.1	31791	47.65	107400	1.01	
36.4	27135	40.67	99700	1.18	
45.8	21551	32.30	93700	1.48	
51.4	19229	28.82	88600	1.66	JRTR179DN315S4
60.3	16387	24.56	81700	1.95	
72.7	13578	20.35	74000	2.36	
85.2	11589	17.37	67900	2.76	
53	19800	27.96	117100	0.90	JRTR169DN315S4
63	16800	23.71	116900	1.05	JRTRF169DN315S4
78	13500	19.03	115500	1.20	
87	12000	16.98	114300	1.25	JRTR169DN315S4
103	10200	14.48	112200	1.75	JRTRF169DN315S4
124	8480	11.99	109300	2.0	
145	7240	10.24	106500	2.4	
132kW					
22.4	52821	66.15	147000	0.95	
25.9	45734	57.28	137500	1.09	
31.1	38112	47.73	126100	1.31	
33.2	35736	44.75	116600	1.40	JRTR189DN315M4
36.5	32424	40.61	112700	1.54	
42.4	27930	34.98	107200	1.79	
50.5	23473	29.40	99100	2.13	
58.3	20323	25.45	90200	2.34	
36.5	32475	40.67	99700	0.99	
45.9	25791	32.30	93700	1.24	
51.5	23013	28.82	88600	1.39	JRTR179DN315M4
60.4	19611	24.56	81700	1.63	
72.9	16249	20.35	74000	1.97	
85.4	13870	17.37	67900	2.31	

输出转速 Output speed n_a [r/min]	输出扭矩 Output torque T_a [N m]	传动比 Ratio i	出轴许用径向负载 Permitted overhung load F_{Ra} [N]	使用系数 Service factor f_B	型号 Model
132kW					
63	20100	23.71	107900	0.90	JRTR169DN315M4 JRTRF169DN315M4
78	16200	19.03	108300	1.00	
87	14400	16.98	107800	1.05	JRTR169DN315M4
103	12300	14.48	106700	1.45	JRTRF169DN315M4
124	10200	11.99	104700	1.65	
145	8690	10.24	102600	1.95	
160kW					
25.9	55435	57.28	137500	0.90	
31.1	46196	47.73	126100	1.08	
42.4	33854	34.98	107200	1.48	
50.5	28452	29.40	99100	1.76	JRTR189DN315L4
58.3	24634	25.45	90200	1.93	
70.0	20529	21.21	86800	2.13	
82.1	17503	18.08	84000	2.37	
60.4	23771	24.56	81700	1.35	
72.9	19696	20.35	74000	1.62	JRTR179DN315L4
85.4	16812	17.37	67900	1.90	
130.5	11236	11.37	68000	2.85	JRTR179DN315L4
154.6	9489	9.60	64000	3.27	
103	14900	14.48	99700	1.20	JRTR169DN315L4
124	12300	11.99	98900	1.40	JRTRF169DN315L4
145	10500	10.24	97600	1.60	
200KW					
42.43	42318	34.98	107200	1.18	
50.48	35565	29.40	99100	1.41	
58.31	30793	25.45	90200	1.55	JRTR189DN315H4
69.97	25661	21.21	86800	1.71	
82.06	21879	18.08	84000	1.89	
94.03	19501	15.78	159000	2.56	JRTR189DN315H4
111.88	16389	13.26	147000	2.93	
60.42	29714	24.56	81700	1.08	
72.92	24620	20.35	74000	1.30	JRTR179DN315H4
85.43	21015	17.37	67900	1.52	
130.55	14045	11.37	68000	2.28	JRTR179DN315H4
154.58	11862	9.60	64000	2.61	

输出转速 Output speed n_a [r/min]	输出扭矩 Output torque T_a [N m]	传动比 Ratio i	出轴许用径向负载 Permitted overhung load F_{Ra} [N]	使用系数 Service factor f_B	型号 Model
250KW					
42.51	52790	34.98	107200	0.95	
50.58	44366	29.40	99100	1.13	
58.42	38413	25.45	90200	1.24	JRTR189DN355M4
70.11	32011	21.21	86800	1.37	
82.23	27294	18.08	84000	1.52	
94.22	24327	15.78	159000	2.06	
112.11	20445	13.26	147000	2.35	
129.48	17702	11.48	137500	2.71	JRTR189DN355M4
155.38	14751	9.57	126100	3.05	
182.23	12577	8.16	116000	3.58	
73.07	30713	20.35	74000	1.04	JRTR179DN355M4
85.61	26216	17.37	67900	1.22	
130.81	17521	11.37	68000	1.83	
154.90	14797	9.60	64000	2.1	JRTR179DN355M4
181.56	12624	8.19	62000	2.3	

JRTR09...

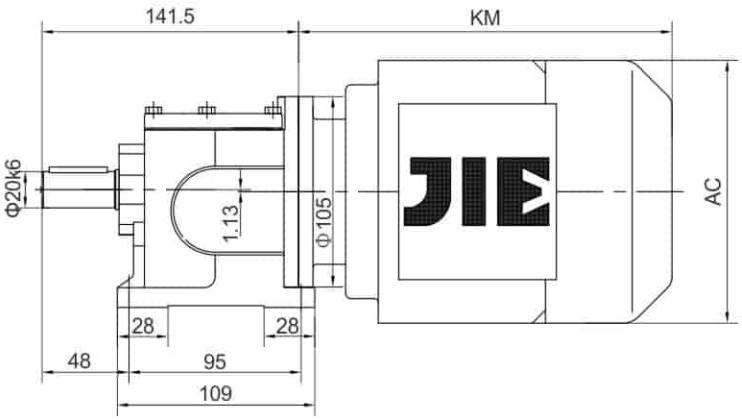

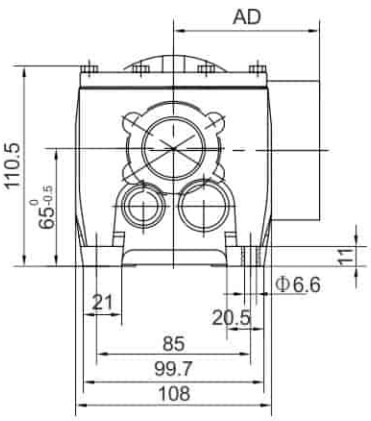

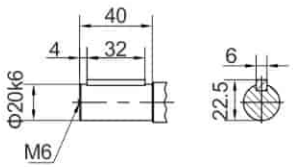

JRTR09F...

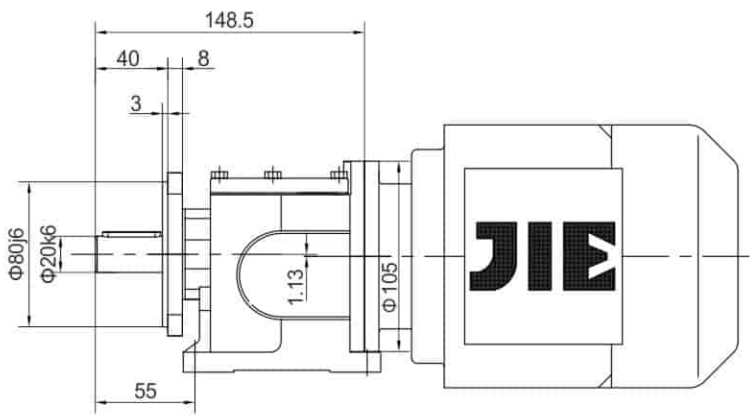

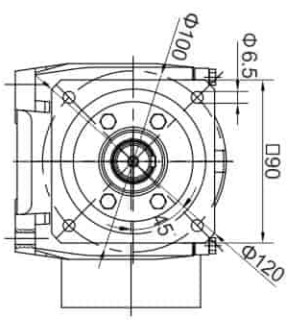

JRTR19...

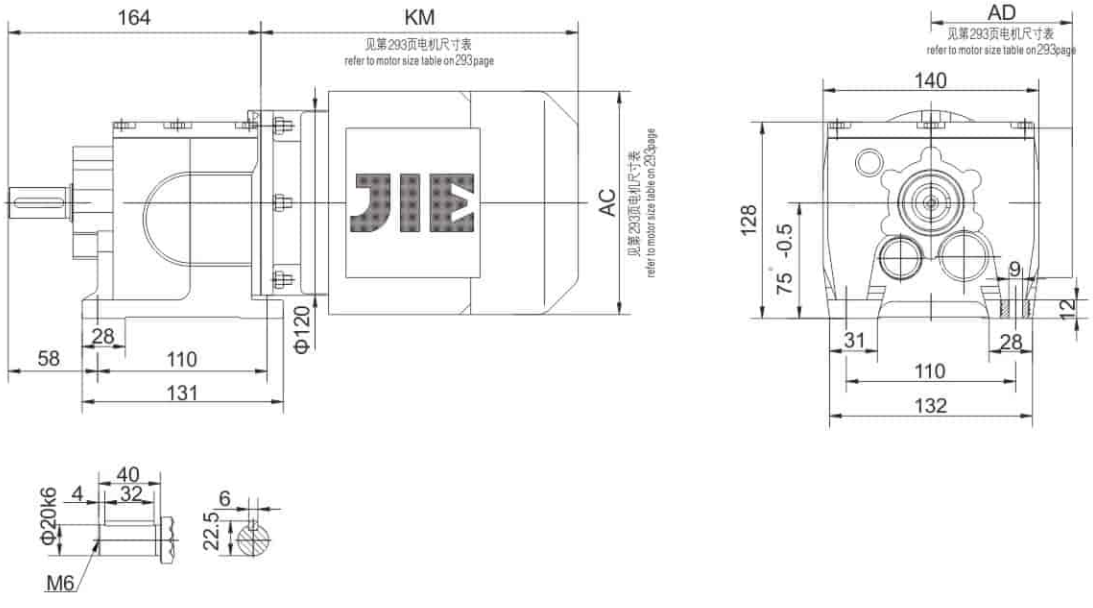

JRTR19F...

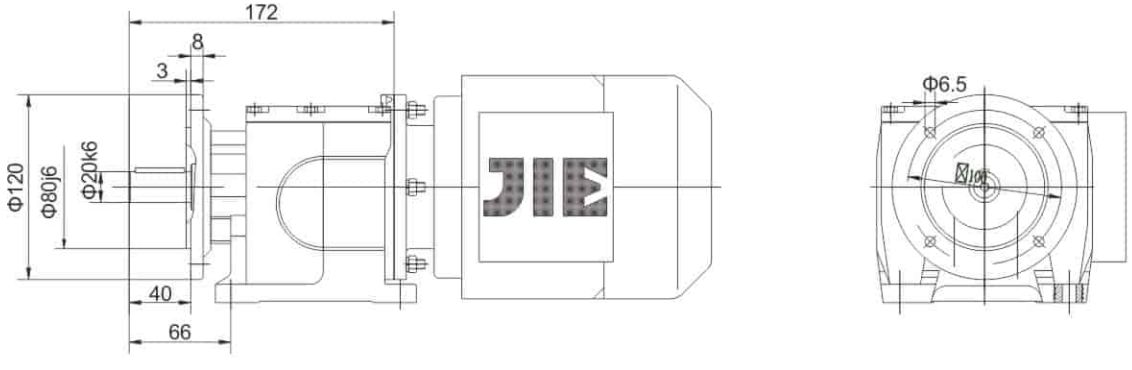

JRTR29...

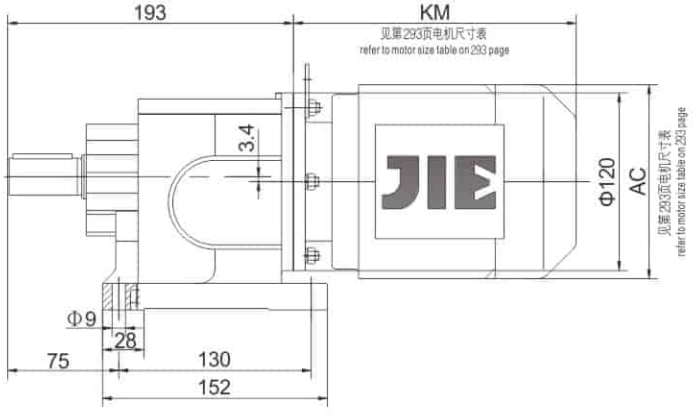

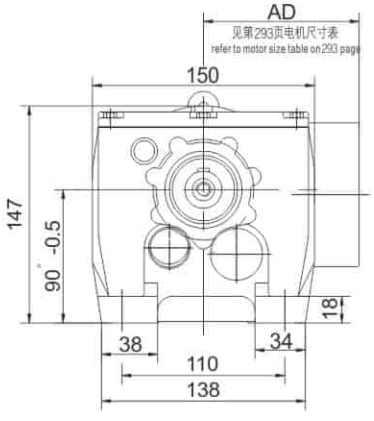

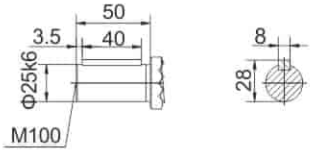

JRTR29F...

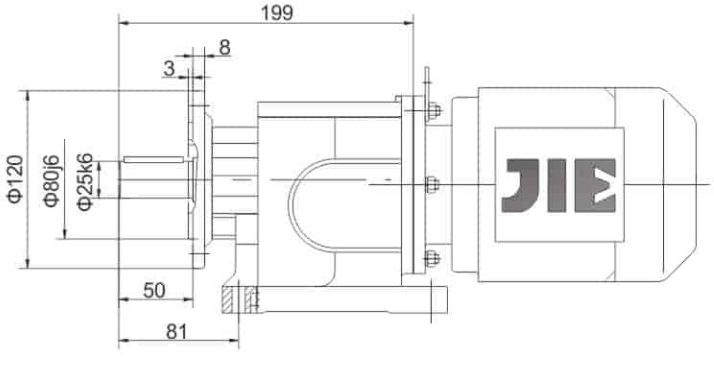

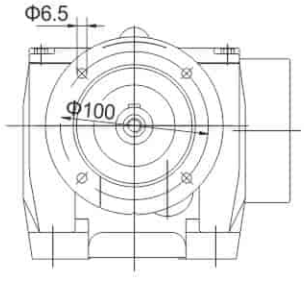

5. 外形尺寸表
Features size table

JRTR39..~JRTR169..

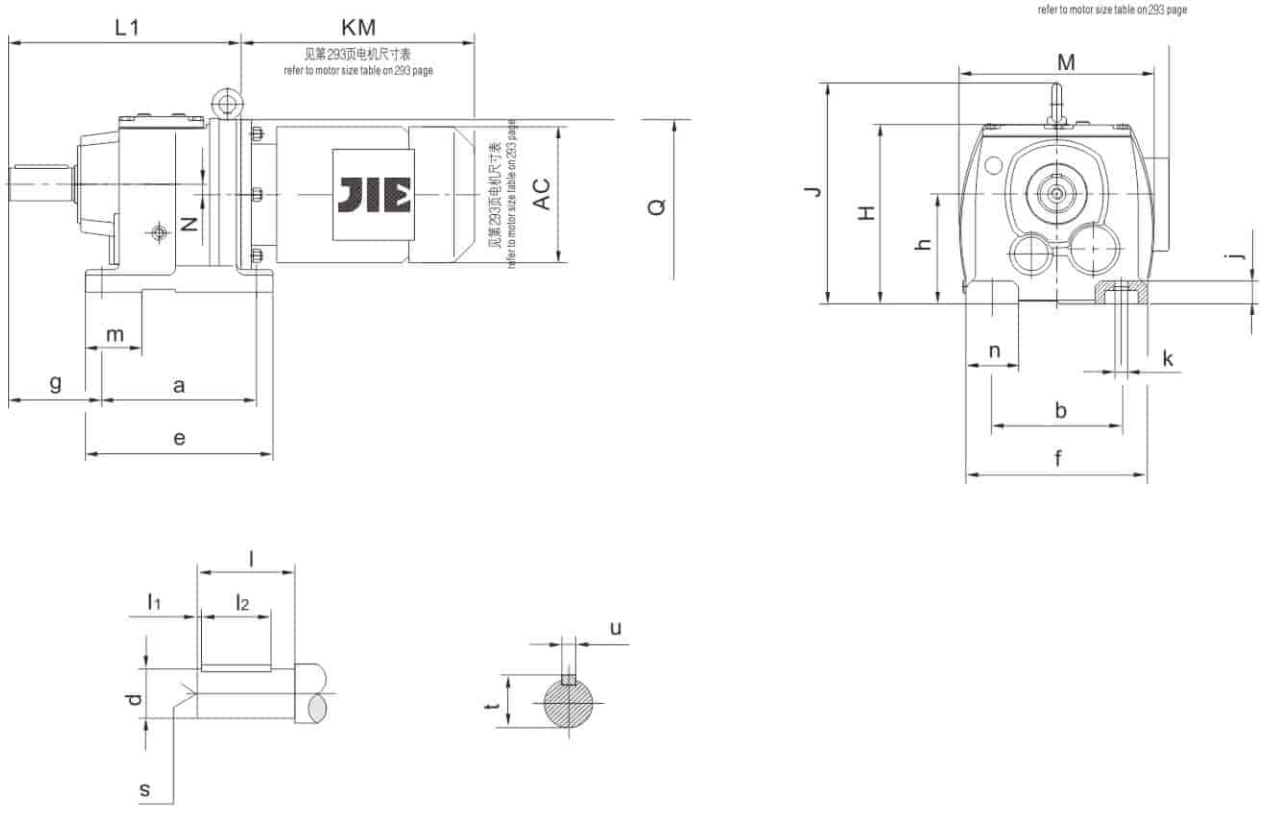

JRTR39F..~JRTR89F..

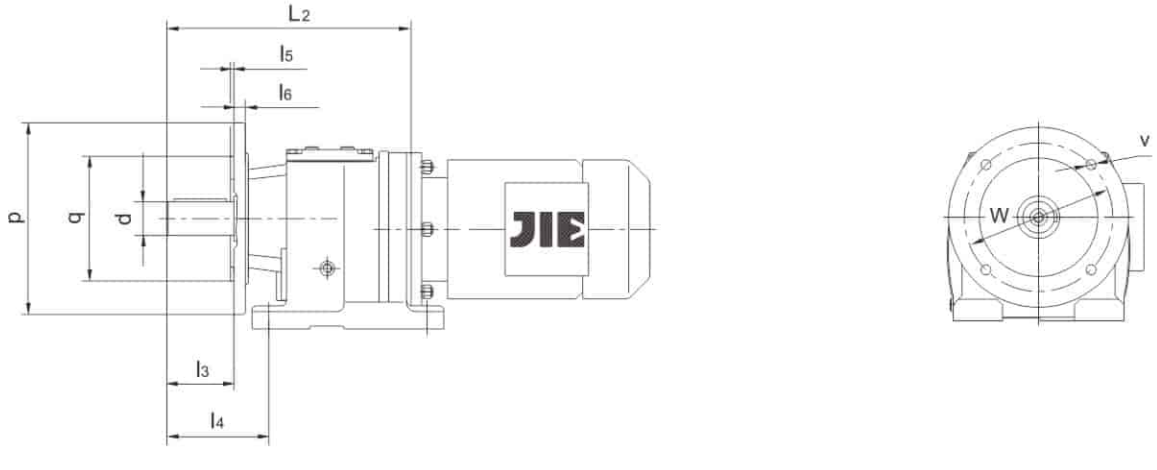



型号 size	a b	e f	g	h	j	k	m n	轴伸尺寸 Shaft dimension				
								d	l	l_1 l_2	s	t u
JRTR39.. JRTR39F..	130 110	160 145	75	$90_{-0.5}$	18	9	40 35.5	25k6	50	3.5 40	M10	28 8
JRTR49.. JRTR49F..	165 135	195 170	90	$115_{-0.5}$	24	13.5	50 43	30k6	60	3.5 50	M10	33 8
JRTR59.. JRTR59F..	165 135	200 184	100	$115_{-0.5}$	24	13.5	60 52	35k6	70	7 56	M12	38 10
JRTR69.. JRTR69F..	195 150	235 204	100	$130_{-0.5}$	30	14	60 59	35k6	70	7 56	M12	38 10
JRTR79.. JRTR79F..	205 170	245 228	115	$140_{-0.5}$	30	17.5	60 66	40k6	80	5 70	M16	43 12
JRTR89.. JRTR89F..	260 215	310 290	140	$180_{-0.5}$	45	17.5	90 83	50k6	100	10 80	M16	53.5 14

型号 size	法兰尺寸 flange dimension					H	J	L_1	L_2	M	N	Q
	p q	l_3	l_4	l_5 l_6	v w							
JRTR39.. JRTR39F..	120 80j6	50	81	3 8	6.6 100	149.5	/	201	207	156	10.1	120
JRTR49.. JRTR49F..	140 95j6	60	90	3 10	9 115	185	/	235	235	174	14	160
JRTR59.. JRTR59F..	160 110j6	70	100	3.5 10	9 130	186	/	257	257	200	11.2	160
JRTR69.. JRTR69F..	200 130j6	70	100	3.5 12	11 165	209.5	243	280	280	210	20.7	160
JRTR79.. JRTR79F..	250 180j6	80	115	4 15	13.5 215	228	269	300	300	236	15.9	200
JRTR89.. JRTR89F..	300 230j6	100	140	4 16	13.5 265	292.5	345	372	372	296	12.6	250

型 号 size	a b	e f	g	h	j	k	m n	轴伸尺寸 Shaft dimension					H	J	L_1 M	N	Q
								d	l	l_1 l_2	s	t u					
JRTR99..	310 250	365 334	160	$225_{-0.5}$	55	22	100 95	60m6	120	5 110	M20	64 18	365	418	440 348	10.2	300
JRTR109..	370 290	440 400	185	$250_{-0.5}$	65	26	125 110	70m6	140	7.5 125	M20	74.5 20	408	475	495 409	20.4	350
JRTR139..	410 340	490 450	220	315_{-1}	70	33	130 110	90m6	170	5 160	M24	95 25	495	562	589 458	25.1	400
JRTR149..	500 380	590 530	260	355_{-1}	80	39	150 150	110m6	210	15 180	M24	116 28	565	637	695 540	33.4	450
JRTR169..	580 500	670 660	270	425_{-1}	100	39	160 160	120m6	210	5 200	M24	127 32	675	749	790 670	59.9	550

JRTRF09...

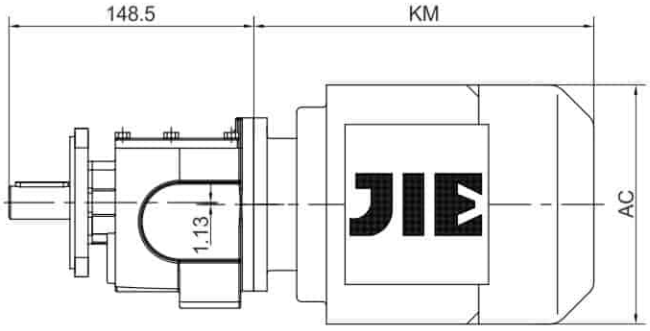

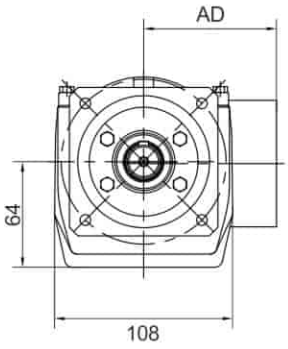

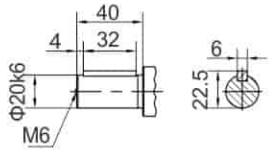

Φ140

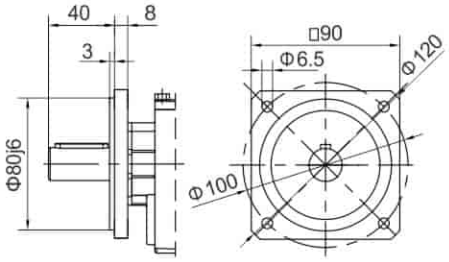

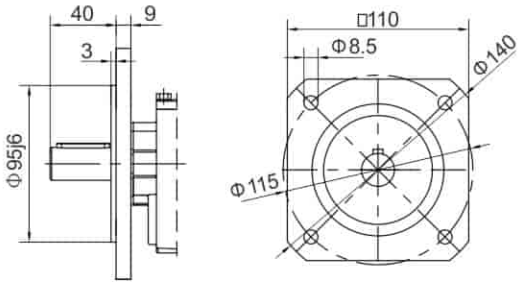

Φ160

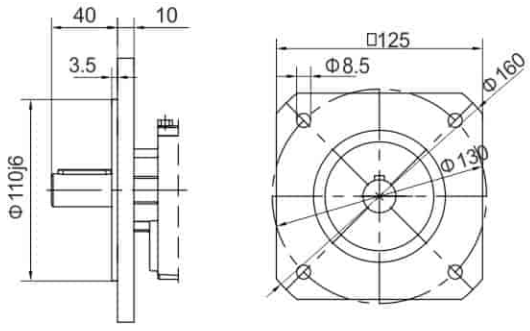

JRTRF19...

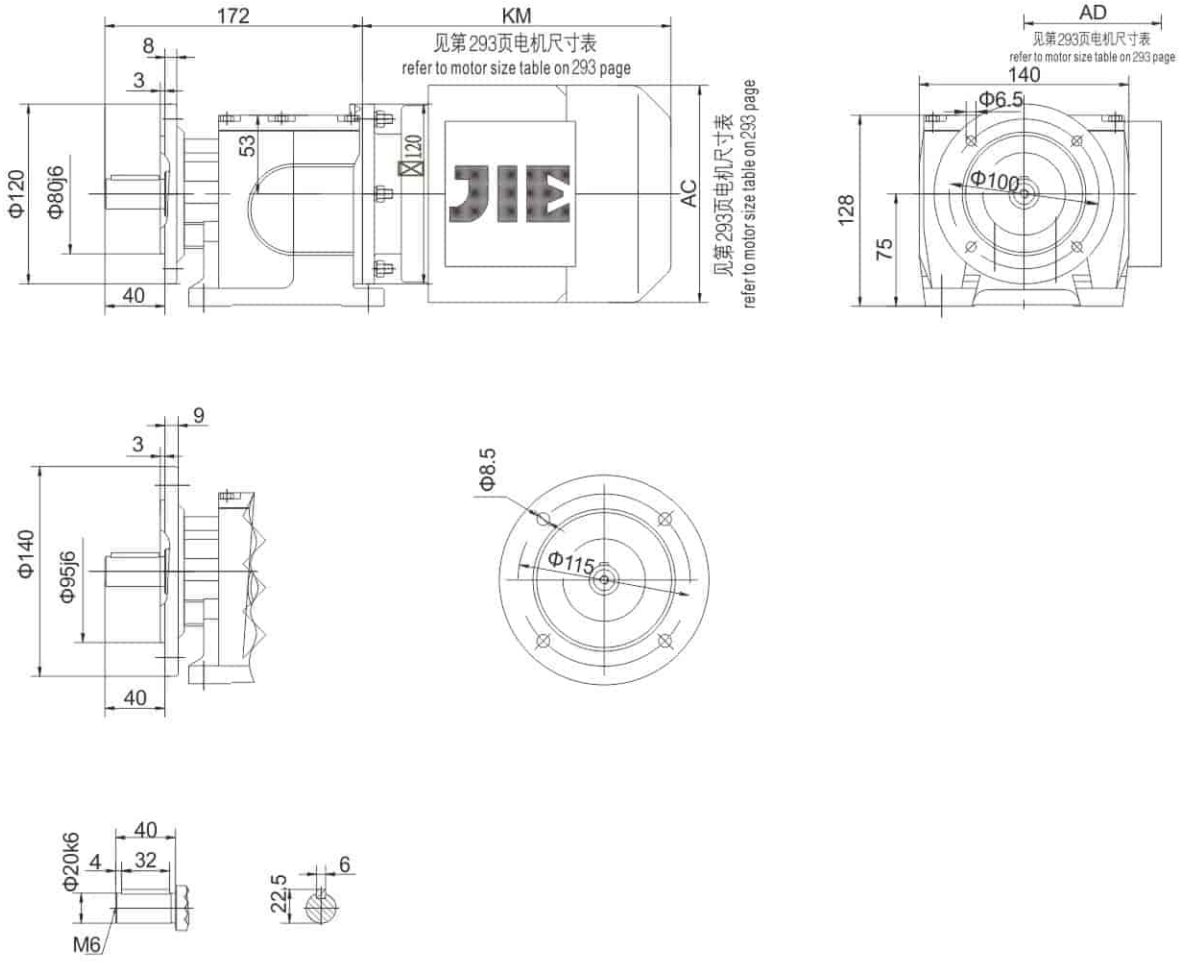
172
KM
见第293页电机尺寸表
refer to motor size table on 293 page
8
3
53
Φ120
Φ80j6
40
AC
见第293页电机尺寸表
refer to motor size table on 293 page
AD
见第293页电机尺寸表
refer to motor size table on 293 page
140
Φ6.5
Φ100
128
75
9
3
Φ140
Φ95j6
40
Φ8.5
Φ115
40
Φ20k6
4
32
M6
6
22.5

JRTRF29...

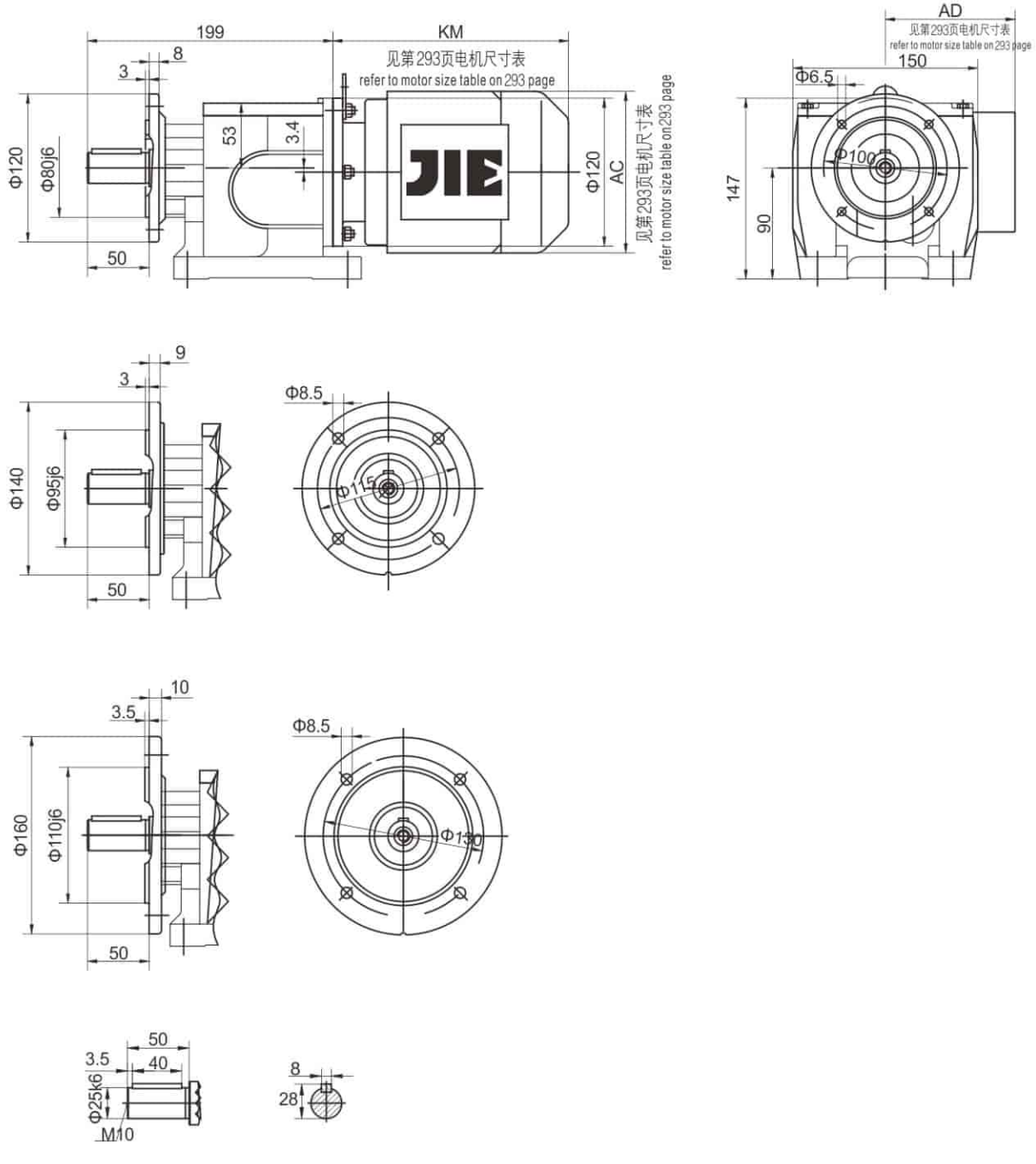
199
KM
见第293页电机尺寸表
refer to motor size table on 293 page
8
3
53
3.4
Φ120
Φ80j6
50
Φ120
AC
见第293页电机尺寸表
refer to motor size table on 293 page
AD
见第293页电机尺寸表
refer to motor size table on 293 page
150
Φ6.5
Φ100
147
90
9
3
Φ140
Φ95j6
50
Φ8.5
Φ115
10
3.5
Φ160
Φ110j6
50
Φ8.5
Φ130
50
3.5
40
Φ25k6
M10
8
28

JRTRF39..~JRTRF169..

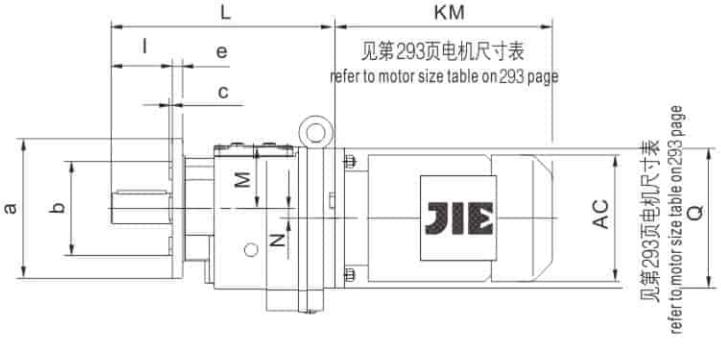

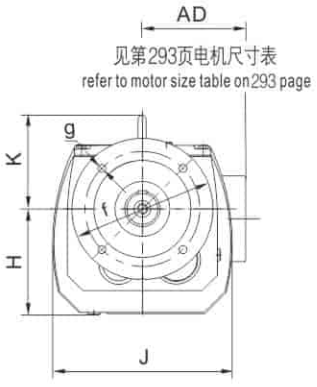

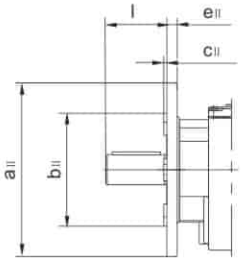

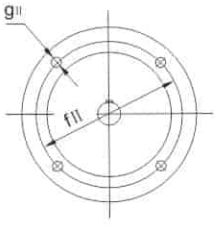

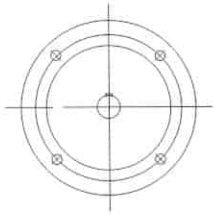

Flg.1

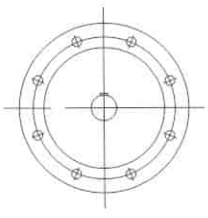

Flg.2

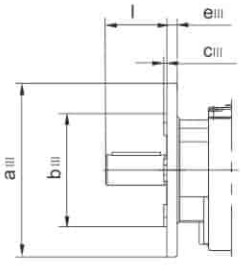

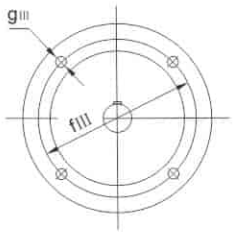

法 兰 型 式
flange form

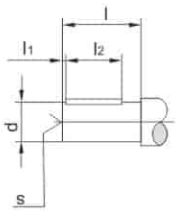

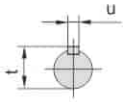

型号 size	法兰尺寸 flange	a a Ⅱ a Ⅲ	b b Ⅱ b Ⅲ	c c Ⅱ c Ⅲ	e e Ⅱ e Ⅲ	f f Ⅱ f Ⅲ	g g Ⅱ g Ⅲ	H J K	L M N	Q	轴伸尺寸 Shaft dimension				
											d	l	l_1 l_2	s	t u
JRTRF39..	Flg.1	120 160 200	80j6 110j6 130j6	3 3.5 3.5	8 10 12	100 130 165	6.6 9 11	96 156 /	207 58.5 10.1	120	25k6	50	3.5 40	M10	28 8
JRTRF49..	Flg.1	140 160 200	95j6 110j6 130j6	3 3.5 3.5	10 10 12	115 130 165	9 9 11	117 174 /	235 67.5 14	160	30k6	60	3.5 50	M10	33 8
JRTRF59..	Flg.1	160 200 250	110j6 130j6 180j6	3.5 3.5 4	10 12 15	130 165 215	9 11 13.5	117 200 /	257 71 11.2	160	35k6	70	7 56	M12	38 10
JRTRF69..	Flg.1	200 250 /	130j6 180j6 /	3.5 4 /	12 15 /	165 215 /	11 13.5 /	134 217 113	280 81.5 20.7	160	35k6	70	7 56	M12	38 10
JRTRF79..	Flg.1	250 300 /	180j6 230j6 /	4 4 /	15 18.5 /	215 265 /	13.5 13.5 /	143 236 127.5	300 87 15.9	200	40k6	80	5 70	M16	43 12
JRTRF89..	Flg.1	300 350 /	230j6 250h6 /	4 5 /	16 18 /	265 300 /	13.5 17.5 /	183 292 162.5	372 112.5 12.6	250	50k6	100	10 80	M16	53.5 14
JRTRF99..	Flg.1 Flg.2 /	350 450 /	250h6 350h6 /	5 5 /	18 22 /	300 400 /	17.5 17.5 /	228 340 193	440 140 10.2	300	60m6	120	5 110	M20	64 18
JRTRF109..	Flg.1 Flg.2 /	350 450 /	250h6 350h6 /	5 5 /	20 22 /	300 400 /	17.5 17.5 /	255 409 224	495 158 20.4	350	70m6	140	7.5 125	M20	74.5 20
JRTRF139..	Flg.2	450 550 /	350h6 450h6 /	5 5 /	22 25 /	400 500 /	17.5 17.5 /	320 458 247	589 180 25.1	400	90m6	170	5 160	M24	95 25
JRTRF149..	Flg.2	450 550 /	350h6 450h6 /	5 5 /	22 25 /	400 500 /	17.5 17.5 /	361 540 285	695 210 33.4	450	110m6	210	15 180	M24	116 28
JRTRF169..	Flg.2	550 660 /	450h6 550h6 /	5 6 /	25 28 /	500 600 /	17.5 22 /	430 670 324	790 250 59.9	550	120m6	210	5 200	M24	127 32

JRTRX59..~JRTRX109..



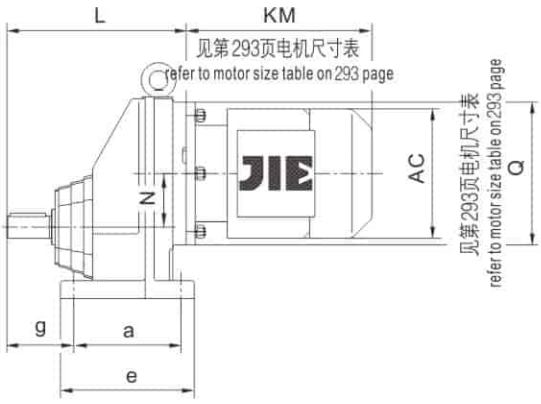

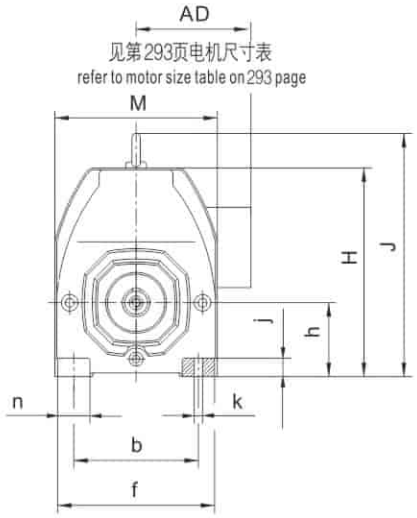

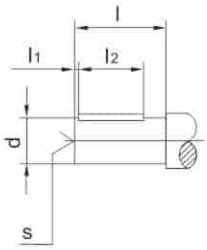

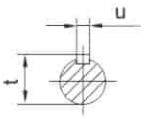

型 号 size	a b	e f	g	h	j	k	n	轴伸尺寸 Shaft dimension					H	J	L M	N	Q
								d	l	l_1 l_2	s	t u					
JRTRX59..	110 125	137 156	56	$63_{-0.5}$	18	11	31	20k6	40	3.5 32	M6	22.5 6	202	/	174 162	52	160
JRTRX69..	120 135	150 170	75	$80_{-0.5}$	20	13.5	35	25k6	50	3.5 40	M10	28 8	226	/	201 176	60	160
JRTRX79..	150 170	190 204	85	$90_{-0.5}$	25	17.5	50	30k6	60	3.5 50	M10	33 8	271	311	227 210	72	200
JRTRX89..	160 215	206 266	110	$100_{-0.5}$	30	17.5	60	40k6	80	5 70	M16	43 12	332	372	269 272	93.5	250
JRTRX99..	185 250	240 320	140	$112_{-0.5}$	35	22	70	50k6	100	10 80	M16	53.5 14	393	440	316 328	116	300
JRTRX109..	210 310	260 360	152	$140_{-0.5}$	45	22	80	60m6	120	5 110	M20	64 18	459	506	364 370	130	350

JRTRXF59..~JRTRXF109..

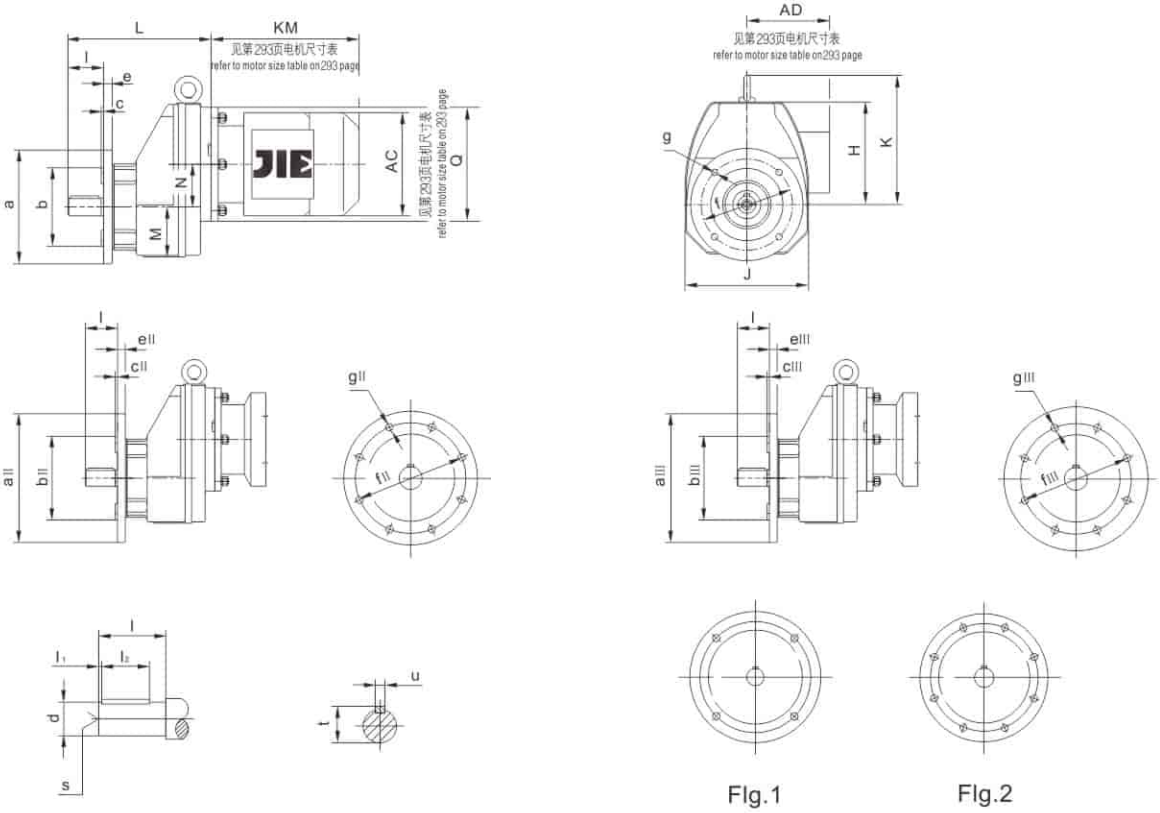

Flg.1　　Flg.2

法兰型式
flange form

型 号 size	法兰尺寸 flange dimension	a a II a III	b b II b III	c c II c III	e e II e III	f f II f III	g g II g III	H J K	L M N	Q	轴伸尺寸 Shaft dimension				
											d	l	l_1 l_2	s	t u
JRTRXF59..	Flg.1	140 160 200	95j6 110j6 130j6	3 3.5 3.5	10 10 12	115 130 165	9 9 11	139 162 /	174 62 52	160	20k6	40	5 32	M6	22.5 6
JRTRXF69..	Flg.1	160 200 250	110j6 130j6 180j6	3.5 3.5 4	10 12 15	130 165 215	9 11 13.5	147 175 /	201 70 60	160	25k6	50	3.5 40	M10	28 8
JRTRXF79..	Flg.1	200 250 /	130j6 180j6 /	3.5 4 /	12 15 /	165 215 /	11 13.5 /	181 210 221	227 78 72	200	30k6	60	3.5 50	M10	33 8
JRTRXF89..	Flg.1	250 300 /	180j6 230j6 /	4 4 /	15 16 /	215 265 /	13.5 13.5 /	232 272 272	269 98 93.5	250	40k6	80	5 70	M16	43 12
JRTRXF99..	Flg.1	300 350 /	230j6 250h6 /	4 5 /	16 18 /	265 300 /	13.5 17.5 /	281 328 328	316 118 116	300	50k6	100	10 80	M16	53.5 14
JRTRXF109..	Flg.1 Flg.2 /	350 450 /	250h6 350h6 /	5 5 /	18 22 /	300 400 /	17.5 17.5 /	319 370 366	364 135 130	350	60m6	120	5 110	M20	64 18

JRTR179...

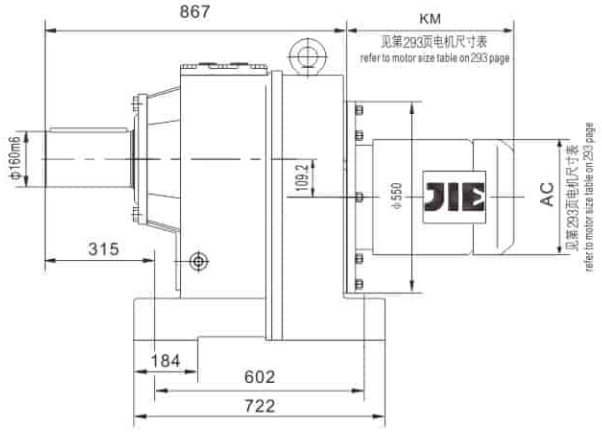

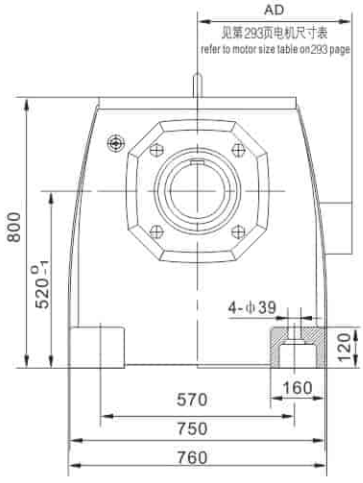

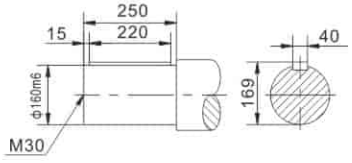

JRTR189...

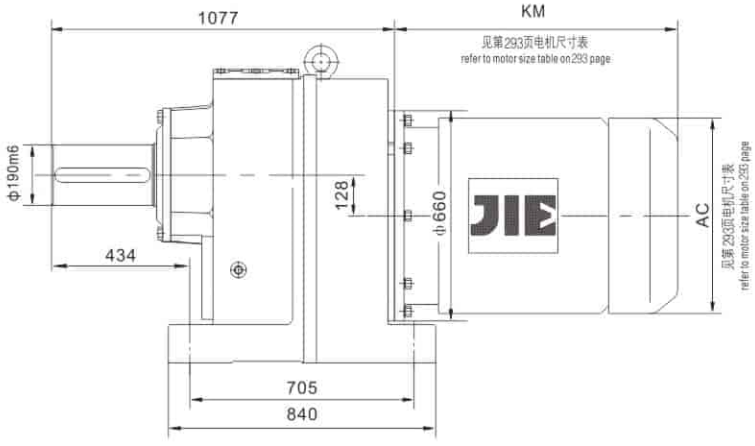

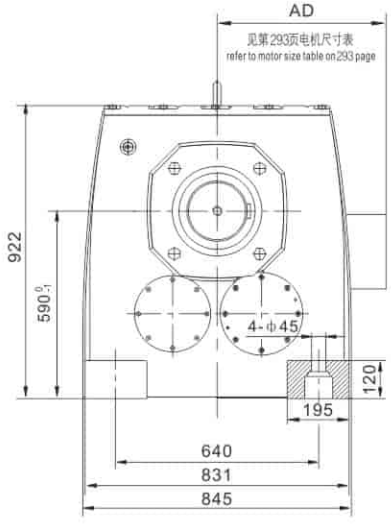

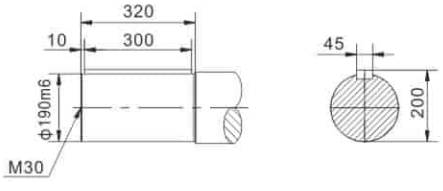

JRTR..AD..

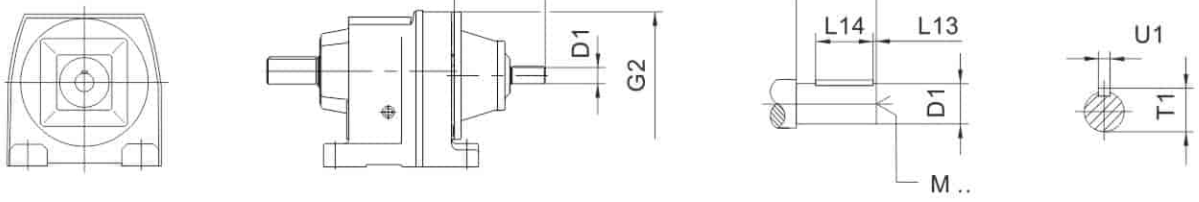

		G2	K2	D1	L1	L13	L14	T1	U1	M
JRTR..29 JRTR..39	AD1	120	102	16k6	40	4	32	18	5	M5
	AD2		130	19k6	40	4	32	21.5	6	M6
JRTR..49 JRTR..59 JRTR..69	AD2	160	123	19k6	40	4	32	21.5	6	M6
	AD3		159	24k6	50	5	40	27	8	M8
JRTR..79	AD2	200	116	19k6	40	4	32	21.5	6	M6
	AD3		151	24k6	50	5	40	27	8	M8
	AD4		224	38k6	80	5	70	41	10	M12
JRTR..89	AD2	250	111	19k6	40	4	32	21.5	6	M6
	AD3		156	28k6	60	5	50	31	8	M10
	AD4		219	38k6	80	5	70	41	10	M12
	AD5		292	42k6	110	10	70	45	12	M16
JRTR..99	AD3	300	151	28k6	60	5	50	31	8	M10
	AD4		214	38k6	80	5	70	41	10	M12
	AD5		287	42k6	110	10	70	45	12	M16
	AD6		327	48k6	110	10	80	51.5	14	M16
JRTR..109	AD3	350	145	28k6	60	5	50	31	8	M10
	AD4		208	38k6	80	5	70	41	10	M12
	AD5		281	42k6	110	10	70	45	12	M16
	AD6		321	48k6	110	10	80	51.5	14	M16
JRTR..139	AD4	400	201	38k6	80	5	70	41	10	M12
	AD5		274	42k6	110	10	70	45	12	M16
	AD6		314	48k6	110	10	80	51.5	14	M16
	AD7		308	55m6	110	10	90	59	16	M20
JRTR..149	AD4	450	193	38k6	80	5	70	41	10	M12
	AD5		266	42k6	110	10	70	45	12	M16
	AD6		306	48k6	110	10	80	51.5	14	M16
	AD7		300	55m6	110	10	90	59	16	M20
	AD8		383	70m6	140	15	110	74.5	20	M20
JRTR..169 JRTR..179	AD5	550	258	42k6	110	15	70	45	12	M16
	AD6		298	48k6	110	10	80	51.5	14	M16
	AD7		292	55m6	110	10	90	59	16	M20
	AD8		374	70m6	140	15	110	74.5	20	M20
JRTR..189	AD6	660	298	48 k6	110	10	80	51.5	14	M16
	AD7		292	55 m6	110	10	90	59	16	M20
	AD8		374	70 m6	140	15	110	74.5	20	M20

JRTR..R..

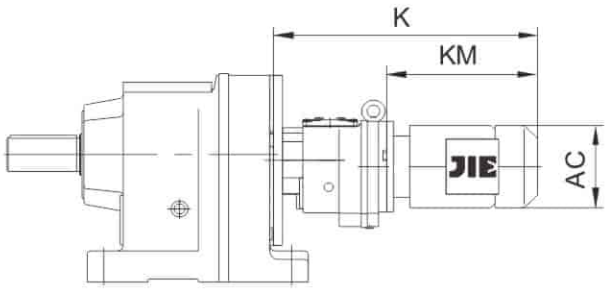

		AC	K	KM
JRTR..29R19 JRTR..39R19	DN63..	120	330	198
	DN71..	135	360	228
	DN80..	156	411	279
JRTR..49R39 JRTR..59R39 JRTR..69R39	DN63..	120	363	198
	DN71..	135	393	228
	DN80..	156	444	279
JRTR..79R39	DN63..	120	355	198
	DN71..	135	385	228
	DN80..	156	436	279
	DN90..	175	508	351
JRTR..89R59	DN63..	120	408	192
	DN71..	135	437	221
	DN80..	156	488	272
	DN90..	175	500	284
JRTR..99R59	DN63..	120	403	192
	DN71..	135	432	221
	DN80..	156	483	272
	DN90..	175	495	284
	DN100..	198	570	359
JRTR..109R79	DN63..	120	433	186
	DN71..	135	461	214
	DN80..	156	512	265
	DN90..	175	524	277
	DN100..	198	599	352
	DN112M	221	630	383
	DN132S	221	680	433
	DN132M	263	727	480
	DN160..	314	830	583
JRTR..139R79	DN63..	120	426	186
	DN71..	135	454	214
	DN80..	156	505	265
	DN90..	175	517	277
	DN100..	198	592	352
	DN112M	221	623	383
	DN132S	221	673	433
	DN132M	263	720	480
	DN160..	314	823	583

		AC	K	KM
JRTR..149R79	DN63..	120	418	186
	DN71..	135	446	214
	DN80..	156	497	265
	DN90..	175	509	277
	DN100..	198	584	352
	DN112M	221	615	383
	DN132S	221	665	433
	DN132M	263	712	480
	DN160..	314	815	583
JRTR..149R89	DN80..	156	540	260
	DN90..	175	552	272
	DN100..	198	627	347
	DN112M	221	658	378
	DN132S	221	708	428
	DN132M	263	754	474
	DN160..	314	858	578
	DN180M	355	904	624
	DN180L	355	952	672
JRTR..169R99	DN90..	175	592	267
	DN100..	198	667	342
	DN112M	221	698	373
	DN132S	221	748	423
	DN132M	263	795	470
	DN160..	314	898	573
	DN180M	355	944	619
	DN180L	355	992	667
JRTR..169R109	DN90L	175	702	320
	DN100..	198	718	336
	DN112M	221	749	367
	DN132S	221	799	417
	DN132M	263	843	461
	DN160..	314	949	567
	DN180M	355	995	613
	DN180L	355	1043	661
	DN200L	397	1056	674
	DN225S	445	1069	687
	DN225M	445	1094	712

注：上表中电机尺寸为参考尺寸，因空间限制对电机尺寸有严格要求时咨询杰牌。

Notes:The dimension of motor in the above table is only for reference .If you have special require, please our company.

七. JRTF 平行轴-齿轮减速电机
JRTF Parallel Shaft Helical Gearmotor

1. 设计方案
Versions of JIE gearmotor

JRTF 平行轴一齿轮减速电机有以下设计方案:
The following types of Parallel Shaft–Helical Geared Motors can be supplied:

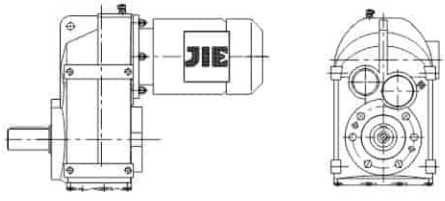

JRTF..D..
底脚安装
Solid shaft

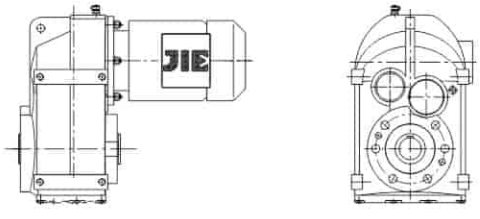

JRTFA..B D..
底脚空心轴安装
Hollow shaft with key

JRTFV..B D..
底脚花键空心轴安装
Aplined hollow shaft

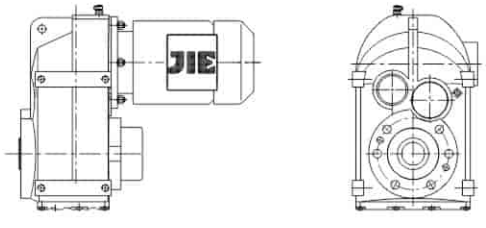

JRTFH..B D..
底脚空心轴锁紧盘安装
Shrink disk hollow shaft

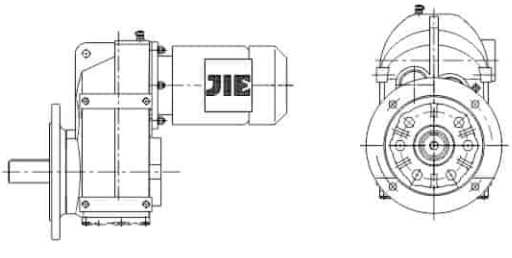

JRTFF..D..
B5 法兰安装
Solid shaft
Flange mount (D & B5 style flange with through holes)

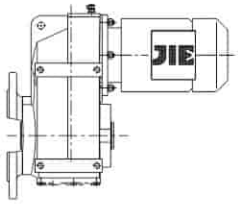


JRTFAF..D..
B5 法兰空心轴安装
Hollow shaft with key
Flange mount(D & B5 style flange with through holes)

JRTFVF..D..
B5 法兰花键空心轴安装
Hollow shaft with key
Flange mount(D & B5 style flange with through holes)

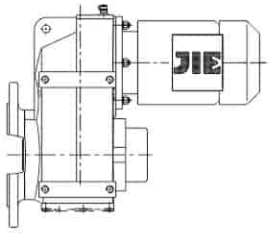
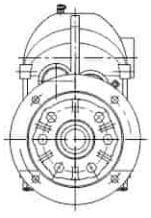

JRTFHF..D..
B5 法兰空心轴锁紧盘安装
Shrink disk hollow shaft
Flange mount (D & B5 style flange with through holes)

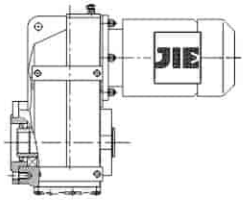
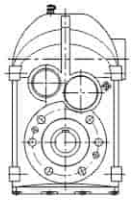

JRTFAZ..D..
B14 法兰空心轴安装
Hollow shaft with key
Face mount (C & B14 sytle flange with tapped holes)

JRTFVZ..D..
B14 法兰花键空心轴安装
Hollow shaft with key
Face mount (C & B14 sytle flange with tapped holes)

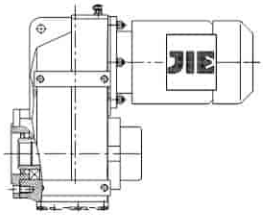
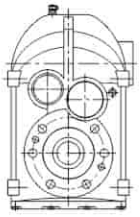

JRTFHZ..D..
B14 法兰空心轴锁紧盘安装
Shrink disk hollow shaft
Face mount (C & B14 sytle flange with tapped holes)

2. 可行的组合方式
Type of combination

以下是JRTF平行轴–齿轮减速机与三相异步电动机功率(4极电机)的组合列表。表中给出了每种组合的速比范围。
The below is combination table between gear box and electromotor in each list the ratio range.

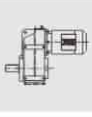

三相异步电动机功率 kW / 减速机型号	级 Stages	0.12~0.37	0.55~0.75	1.1~1.5	2.2~3	4	5.5	7.5
JRTF/FF/FA..B/FAF29	2	4.16–29.56	4.16–23.25	4.16–20.15	4.16–8.13 9.88–16.28			
JRTF/FF/FA..B/FAF29	3	33.83–140.74	33.83–109.90	33.83–94.76	33.83 40.89 56.62 63.86 77.21			
JRTF/FF/FA..B/FAF39	2	4.22-7.44 8.97-23.63	3.77-23.63	3.77-20.57	3.77-6.74 8.01-14.33 17.03			
JRTF/FF/FA..B/FAF39	3	23.88-128.51	23.88-100.36	23.88-51.70 58.32-86.53	23.88-31.69 38.31 51.70 58.32 70.50			
JRTF/FF/FA..B/FAF49	2	6.34-8.96 13.93-30.86	4.99-30.86	4.99-30.86	4.99-25.72			
JRTF/FF/FA..B/FAF49	3	28.88-190.76	28.88-150.06	28.88-130.07	28.88-56.49 68.09-105.09			
JRTF/FF/FA..B/FAF59	2	6.58-9.31 13.52-40.13	5.18-34.24	5.18-29.94	5.18-24.96	5.18-21.17		
JRTF/FF/FA..B/FAF59	3	30.15-199.70	30.15-157.09	30.15-136.16	30.15-58.97 83.46-110.01	30.15-50.10 83.46-93.47		
JRTF/FF/FA..B/FAF69	2	7.53-9.08 18.29-36.30	5.95-9.08 14.46-36.30	3.97-36.30	3.97-32.08	3.97-27.41	3.97-22.05	3.97-22.05
JRTF/FF/FA..B/FAF69	3	43.20-228.99	34.01-195.39	34.01-170.85	34.01-142.40	34.01-67.65 90.59-120.79	34.01-53.73 90.59-95.94	34.01-53.73 90.59-95.94
JRTF/FF/FA..B/FAF79	2	21.43-36.58	8.26-9.30 17.49-36.58	5.76-9.30 12.20-36.58	4.28-36.58	4.28-31.51	4.28-25.50	4.28-25.50
JRTF/FF/FA..B/FAF79	3	48.37-72.50 94.93-281.71	38.23-225.79	25.54-198.31	25.54-166.47	25.54-142.27	25.54-58.32 75.02-114.45	25.54-58.32 75.02-114.45
JRTF/FF/FA..B/FAF89	2		23.68-33.92	7.35-8.29 17.12-33.92	5.63-8.29 13.12-33.92	5.63-8.29 13.12-33.92	4.12-33.92	4.12-33.92
JRTF/FF/FA..B/FAF89	3		109.49-270.68	39.30-50.36 76.39-270.68	29.20-228.93	29.20-197.20	29.20-159.61	29.20-159.61
JRTF/FF/FA..B/FAF99	2			9.06 22.11-43.28	7.07-9.06 17.25-43.28	7.07-9.06 17.25-43.28	4.57-43.28	4.57-43.28
JRTF/FF/FA..B/FAF99	3			58.06-72.29 80.31 89.85-97.58 112.99-276.77	44.49-72.29 80.31-276.77	44.49-72.29 80.31-276.77	32.50-223.88	32.50-223.88
JRTF/FF/FA..B/FAF109	2				21.76-33.79	21.76-33.79	7.40-9.69 14.67-33.79	7.40-9.69 14.67-33.79
JRTF/FF/FA..B/FAF109	3				58.12-83.99 92.47-254.40	58.12-83.99 92.47-254.40	37.61-254.40	37.61-254.40
JRTF/FF/FA..B/FAF129	2							7.88-8.86 14.55-26.86
JRTF/FF/FA..B/FAF129	3							37.28-170.83

续 表

三相异步电动机功率 kW / 减速机型号	级 Stages	9.2	11	15	18.5~22	30
JRTF/FF/FA..B/FAF79	2	4.28-19.70	4.28-19.70			
JRTF/FF/FA..B/FAF79	3	25.54-43.58	25.54-43.58			
JRTF/FF/FA..B/FAF89	2	4.12-26.50	4.12-26.50	4.12-26.50	4.12-21.32	
JRTF/FF/FA..B/FAF89	3	29.20-123.29	29.20-123.29	29.20-123.29	29.20-50.36	
JRTF/FF/FA..B/FAF99	2	4.57-33.91	4.57-33.91	4.57-33.91	4.57-27.44	4.57-22.11
JRTF/FF/FA..B/FAF99	3	32.50-89.85 102.16-174.87	32.50-89.85 102.16-174.87	32.50-89.85 102.16-174.87	32.50-75.63 86.59 102.16-140.71	32.50-58.06 75.63 86.59 102.16-112.99
JRTF/FF/FA..B/FAF109	2	6.22-9.69 12.33-33.79	6.22-9.69 12.33-33.79	6.22-9.69 12.33-33.79	6.22-33.79	6.22-27.57
JRTF/FF/FA..B/FAF109	3	31.80-199.31	31.80-199.31	31.80-199.31	31.80-161.28	31.80-74.52 88.49 101.38-129.97
JRTF/FF/FA..B/FAF129	2	6.80-8.86 12.54-26.86	6.80-8.86 12.54-26.86	6.80-8.86 12.54-26.86	5.52-26.86	4.68-26.86
JRTF/FF/FA..B/FAF129	3	31.33-170.83	31.33-170.83	31.33-170.83	25.30-153.67	25.30-125.37
JRTF/FF/FA..B/FAF159	2		16.85-53.55	16.85-53.55	13.96-43.94	11.92-35.75
JRTF/FF/FA..B/FAF159	3		40.06-267.43	40.06-267.43	32.55-217.62	27.60-178.20
JRTF/FH..B169	2	11.37–36.12	11.37–36.12	11.37–36.12	9.6–29.64	8.19–24.12
JRTF/FH..B169	3	24.56–32.3 57.51–182.73	24.56–32.3 57.51–182.73	24.56–32.3 57.51–182.73	20.35–32.3 57.51–149.94	17.37–122

三相异步电动机功率 kW / 减速机型号	级 Stages	37~45	55	75~90	110~132	160~250
JRTF/FF/FA..B/FAF109	2	6.22-27.57				
JRTF/FF/FA..B/FAF109	3	31.80-74.52 88.49 101.38-129.97				
JRTF/FF/FA..B/FAF129	2	4.68-26.86	4.68-21.38	4.68-21.38		
JRTF/FF/FA..B/FAF129	3	25.30-125.37	25.30-55.31 75.41-98.95	25.30-55.31 75.41-98.95		
JRTF/FF/FA..B/FAF159	2	11.92-35.75	11.92-28.60	11.92-28.60	11.92-22.16	11.92-16.85
JRTF/FF/FA..B/FAF159	3	27.60-178.20	27.60-68.28 96.53-141.80	27.60-68.28 96.53-141.80	27.60-52.24 96.53-108.49	27.60-40.06
JRTF/FH..B169	2	8.19–24.12	8.19–19.29	8.19–19.29	8.19–14.95	8.19–11.37
JRTF/FH..B169	3	17.37–122	17.37–97.6	17.37–97.6	17.37–75.62	17.37–24.56 40.67–57.51

3. 传动比与最大扭矩
Ratio and Max. Torque

JRTF29-59 n_e=1400 r/min



JRTF29 130Nm				
i	n_a [r/min]	M_{amax} [Nm]	F_{Ra} [N]	AD
3-stage				
140.74	9.9	130	4500	
129.09	11	130	4500	
109.90	13	130	4500	
94.76	15	130	4500	
88.32	16	130	4500	
77.21	18	130	4500	
72.37	19	130	4500	
63.86	22	130	4400	
56.62	25	130	4180	
50.19	28	130	3980	
46.78	30	130	3860	
40.89	34	130	3640	
38.33	37	130	3530	
33.83	41	130	3340	
2-stage				
29.56	47	130	3140	
27.18	52	130	3030	
23.25	60	130	2820	
20.15	69	130	2630	
18.84	74	130	2550	
16.28	86	130	2370	
13.84	101	130	2180	
12.35	113	130	2060	
10.55	133	130	1900	
9.88	142	130	1830	
9.40	149	130	1660	
8.13	172	123	1580	
6.91	203	114	1530	
6.17	227	109	1480	
5.27	266	100	1440	
4.93	284	96	1420	
4.16	337	87	1380	

JRTF39 200Nm				
i	n_a [r/min]	M_{amax} [Nm]	F_{Ra} [N]	AD
3-stage				
128.51	11	200	4290	
117.88	12	200	4290	
100.36	14	200	4290	
86.53	16	200	4290	
80.65	17	200	4290	AD1
70.50	20	200	4290	
66.09	21	200	4290	
58.32	24	200	4290	
54.54	26	200	4290	
51.70	27	200	4290	
47.02	30	200	4290	
43.83	32	200	4290	
38.31	37	200	4290	
35.91	39	200	4290	AD2
31.69	44	200	4290	
28.09	50	200	4060	
23.88	59	200	3760	
2-stage				
23.63	59	200	3740	
20.57	68	200	3500	
19.27	73	200	3390	
17.03	82	200	3180	
15.81	89	200	3070	
14.33	98	200	2910	
12.87	109	200	2750	
11.08	126	190	2620	
10.42	134	185	2580	AD2
8.97	156	175	2460	
8.01	175	170	2360	
7.44	188	145	2350	
6.74	208	140	2270	
6.05	231	135	2190	
5.21	269	125	2120	
4.90	286	120	2100	
4.22	332	110	2030	
3.77	372	105	1970	

JRTF49 400 Nm				
i	n_a [r/min]	M_{amax} [Nm]	F_{Ra} [N]	AD
3-stage				
190.76	7.3	400	5920	
175.38	8.0	400	5920	
150.06	9.3	400	5920	
130.07	11	400	5920	
121.57	12	400	5920	AD1
105.09	13	400	5920	
89.29	16	400	5920	
79.72	18	400	5920	
68.09	21	400	5920	
65.36	21	400	5920	
56.49	25	400	5920	
48.00	29	400	5920	
42.86	33	400	5920	AD2
36.61	38	400	5920	
34.29	41	400	5920	
28.88	48	400	5790	
2-stage				
30.86	45	400	5920	
29.32	48	400	5830	
25.72	54	400	5470	
21.82	64	400	5030	
19.70	71	400	4770	
17.33	81	400	4450	
16.36	86	400	4320	
13.93	100	400	3950	AD2
12.66	111	400	3740	
10.97	128	400	3440	
8.96	156	330	3250	
7.88	178	380	2630	
7.44	188	380	2530	
6.34	221	350	2470	
5.76	243	340	2390	
4.99	281	320	2310	

JRTF59 600Nm				
i	n_a [r/min]	M_{amax} [Nm]	F_{Ra} [N]	AD
3-stage				
199.70	7.0	600	8200	
183.60	7.6	600	8200	
157.09	8.9	600	8200	
136.16	10	600	8200	
127.27	11	600	8200	
110.01	13	600	8200	
93.47	15	600	8200	
83.46	17	600	8200	AD2
72.98	19	600	8200	
68.22	21	600	8200	
58.97	24	600	8200	
50.10	28	600	8200	
44.73	31	600	8200	
38.21	37	600	8200	
35.79	39	600	8200	
30.15	46	590	7650	
2-stage				
40.13	35	290	9710	
34.24	41	500	8670	
29.94	47	545	7890	AD2
28.45	49	535	7760	
24.96	56	575	7060	
21.17	66	600	6350	
19.11	73	600	6020	
16.81	83	600	5620	
15.88	88	600	5450	
13.52	104	600	4980	
12.29	114	600	4710	
10.64	132	600	4320	AD3
9.31	150	420	4760	
8.19	171	420	4450	
7.73	181	420	4310	
6.58	213	420	3940	
5.98	234	420	3730	
5.18	270	415	3460	

JRTF69-89 n_e=1400 r/min



JRTF69			820Nm	
i	n_a [r/min]	M_{amax} [Nm]	F_{Ra} [N]	AD
3-stage				
228.99	6.1	820	10300	
195.39	7.2	820	10300	
170.85	8.2	820	10300	
162.31	8.6	820	10300	
142.40	9.8	820	10300	
120.79	12	820	10300	
109.04	13	820	10300	
95.94	15	820	10300	AD2
90.59	15	820	10300	
79.76	18	820	10300	
67.65	21	820	10300	
61.07	23	820	10300	
53.73	26	820	10300	
50.74	28	820	10300	
43.20	32	820	10300	
39.26	36	780	10700	
34.01	41	740	11000	
2-stage				
36.30	39	820	10300	AD2
32.08	44	820	10300	
27.41	51	820	10300	
25.13	56	820	10300	
22.05	63	820	10300	
20.90	67	820	10300	
18.29	77	820	10300	
16.48	85	820	10300	
14.46	97	820	10300	
12.76	110	820	10300	
11.31	124	820	10300	AD3
9.66	145	820	10300	
9.08	154	530	11400	
8.60	163	570	10900	
7.53	186	610	10100	
6.78	206	620	9660	
5.95	235	610	9200	
5.25	267	590	8850	
4.66	300	560	8590	
3.97	353	500	8390	

JRTF79			1500Nm	
i	n_a [r/min]	M_{amax} [Nm]	F_{Ra} [N]	AD
3-stage				
281.71	5.0	1500	15700	
262.93	5.3	1500	15700	
225.79	6.2	1500	15700	
198.31	7.1	1500	15700	
188.40	7.4	1500	15700	
166.47	8.4	1500	15700	
142.27	9.8	1500	15700	
130.42	11	1500	15700	
114.45	12	1500	15700	
108.46	13	1500	15700	
94.93	15	1500	15700	AD2
85.52	16	1500	15700	
75.02	19	1500	15700	
72.50	19	1500	15700	
66.46	21	1500	15700	
58.32	24	1500	15700	
55.27	25	1500	15700	
48.37	29	1500	15700	
43.58	32	1500	15700	
38.23	37	1500	15700	
33.74	41	1500	15700	AD3
29.91	47	1500	15700	
25.54	55	1450	16100	
2-stage				
36.58	38	1110	17900	
31.51	44	1380	16500	AD3
28.75	49	1430	16200	
25.50	55	1500	15700	
21.43	65	1500	15700	
19.70	71	1500	15700	
17.49	80	1500	15700	
15.64	90	1500	15700	
14.06	100	1500	15700	
12.20	115	1500	14900	
10.93	128	1500	14200	AD4
9.30	151	1080	13800	
8.26	169	1080	13100	
7.39	189	1080	12500	
6.64	211	1080	12000	
5.76	243	1080	11300	
5.16	271	1080	10700	
4.28	327	1010	10200	

JRTF89			3000Nm	
i	n_a [r/min]	M_{amax} [Nm]	F_{Ra} [N]	AD
3-stage				
270.68	5.2	3000	19800	
255.37	5.5	3000	19800	
228.93	6.1	3000	19800	
197.20	7.1	3000	19800	
179.97	7.8	3000	19800	
159.61	8.8	3000	19800	AD2
134.16	10	3000	19800	
123.29	11	3000	19800	
109.49	13	3000	19800	
97.89	14	3000	19800	
88.01	16	3000	19800	
76.39	18	3000	19800	
68.40	20	3000	19600	
56.75	25	3000	17700	
50.36	28	2940	16800	AD3
45.28	31	2820	16200	
39.30	36	2720	15400	
35.19	40	2610	14900	AD4
29.20	48	2510	13800	
2-stage				
33.92	41	2610	14600	
28.78	49	2450	13900	
26.50	53	3000	11100	
23.68	59	3000	10300	
21.32	66	3000	9530	
19.31	73	3000	8840	
17.12	82	3000	8040	
15.48	90	3000	7390	AD5
13.12	107	3000	6370	
11.46	122	3000	5580	
9.58	146	2880	5050	
8.29	169	1530	8890	
7.35	190	1530	8280	
6.65	211	1530	7790	
5.63	248	1530	7020	
4.92	284	1530	6430	
4.12	340	1460	5980	

JRTF99-129 n_e=1400 r/min

JRTF99			4300 Nm	
i	n_a [r/min]	M_{amax} [Nm]	F_{Ra} [N]	AD
3-stage				
276.77	5.1	4300	29900	AD3
253.41	5.5	4300	29900	
223.88	6.3	4300	29900	
189.92	7.4	4300	29900	
174.87	8.0	4300	29900	
156.30	9.0	4300	29900	
140.71	9.9	4300	29900	
127.42	11	4300	29900	
112.99	12	4300	29900	
102.16	14	4300	29900	
97.58	14	4300	29900	
89.85	16	4300	29900	
86.59	16	4300	29900	
80.31	17	4300	29900	
75.63	19	4300	29900	
72.29	19	4300	29900	
65.47	21	4300	29900	AD4
58.06	24	4300	27200	
52.49	27	4300	25800	
44.49	31	4300	23600	
38.86	36	4300	21900	
32.50	43	4300	19800	
2-stage				
43.28	32	3070	27600	AD4
36.64	38	3070	25500	
33.91	41	4300	20300	AD5
30.39	46	4300	19000	
27.44	51	4300	17900	
24.92	56	4300	16800	
22.11	63	4300	15600	
20.07	70	4300	14600	
17.25	81	4300	13200	
15.06	93	4300	11900	
12.77	110	4300	10500	AD6
11.16	125	4100	10000	
9.06	154	2360	13600	
8.22	170	2360	12800	
7.07	198	2360	11700	
6.17	227	2250	11200	
5.23	268	2150	10600	
4.57	306	2050	10100	

JRTF109			7840Nm	
i	n_a [r/min]	M_{amax} [Nm]	F_{Ra} [N]	AD
3-stage				
254.40	5.5	7680	49800	AD3
215.37	6.5	7680	49800	
199.31	7.0	7680	49800	
178.64	7.8	7680	49800	
161.28	8.7	7680	49800	
146.49	9.6	7680	49800	
129.97	11	7680	49800	
117.94	12	7680	49800	
101.38	14	7680	49800	AD4
92.47	15	7680	49800	
88.49	16	7680	49800	
83.99	17	7680	49800	
74.52	19	7680	49800	
67.62	21	7680	49800	
58.12	24	7680	47800	
50.73	28	7680	45100	
43.03	33	7680	42000	AD5
37.61	37	7680	39500	
31.80	44	7680	36500	
2-stage				
33.79	41	7400	38300	AD6
27.57	51	7840	33700	
25.14	56	7840	32200	
21.76	64	7840	30000	
19.20	73	7840	28100	
16.58	84	7840	26000	
14.67	95	7680	24700	
12.33	114	7000	24300	
9.96	141	6500	22900	
9.69	144	4910	25400	
8.37	167	4800	24000	
7.40	189	4600	23200	
6.22	225	4600	21100	

JRTF129			12000Nm	
i	n_a [r/min]	M_{amax} [Nm]	F_{Ra} [N]	AD
3-stage				
170.83	8.2	12000	90000	AD4
153.67	9.1	12000	90000	
125.37	11	12000	90000	
114.34	12	12000	88000	
98.95	14	12000	83000	
87.31	16	12000	78900	
75.41	19	12000	74300	
70.07	20	12000	72100	AD5
63.91	22	12000	69400	
55.31	25	12000	65300	
48.80	29	12000	61800	
42.15	33	12000	57900	
37.28	38	12000	54800	AD6
31.33	45	12000	50600	AD7
25.30	55	12000	45700	
2-stage				
26.86	52	8500	55300	AD6
24.57	57	8500	53300	
21.38	65	12000	42000	AD8
18.87	74	11000	41900	
16.36	86	11000	39000	
14.55	96	11000	36200	
12.54	112	10000	36400	
10.19	137	9500	34000	
8.86	158	7000	36400	
7.88	178	6000	37000	
6.80	206	7000	32200	
5.52	254	6000	31700	
4.68	299	6000	29500	

JRTF159-169 n_e=1400 r/min



JRTF159			18000 Nm	
i	n_a [r/min]	M_{amax} [Nm]	F_{Ra} [N]	AD
267.43	5.2	18000	100300	AD5
217.62	6.4	18000	100300	
178.20	7.9	18000	100300	
162.96	8.6	18000	100300	
141.80	9.9	18000	100300	
125.14	11	18000	100300	
108.49	13	18000	100300	
96.53	15	18000	100300	
85.80	16	18000	95700	
78.46	18	18000	92300	
68.28	21	18000	87000	
60.25	23	18000	82500	
52.24	27	18000	77500	AD6
46.48	30	18000	73600	AD7
40.06	35	18000	68900	
32.55	43	18000	62500	
27.60	51	18000	57800	AD8
2-stage				
53.55	26	8000	98300	AD5
43.94	32	10000	87800	AD6
35.75	39	11000	79300	
28.60	49	17000	60800	AD8
25.43	55	15000	61500	
22.16	63	18000	51800	
19.77	71	17000	50900	
16.85	83	18000	44900	
13.96	100	17000	42500	
11.92	117	16000	40900	

JRTF169			32000 Nm	
i	n_a [r/min]	M_{amax} [Nm]	F_{Ra} [N]	AD
3-stage				
182.73	7.66	32000	150000	AD5
149.94	9.34	32000	150000	
122.00	11.48	32000	150000	
97.60	14.34	32000	147200	AD6
86.80	16.13	32000	140100	AD7
75.62	18.51	32000	132000	
67.47	20.75	32000	125600	
57.51	24.35	32000	117000	AD8
47.65	29.38	32000	107400	
40.67	34.42	32000	99700	
32.30	43.34	32000	93700	
28.82	48.58	32000	88600	
24.56	57.00	32000	81700	
20.35	68.80	32000	74000	
17.37	80.60	32000	67900	
2-stage				
36.12	38.76	15000	145000	咨询杰牌
29.64	47.23	18000	132000	
24.12	58.05	20000	120000	
19.29	72.57	31000	91000	
17.16	81.60	27000	92000	
14.95	93.66	32000	78000	
13.34	104.97	31000	77000	
11.37	123.16	32000	68000	
9.60	145.83	31000	64000	
8.19	170.94	29000	62000	

JRTF29/39/49R19,JRTF59R39 n_e=1400 r/min

JRTF29R19 130Nm					
i	n_a [r/min]	Stage F39	Stage R19	M_{amax} [Nm]	F_{Ra} [N]
8972	0.16	3	3	130	4500
7736	0.18	3	3	130	4500
7211	0.19	3	3	130	4500
6303	0.22	3	3	130	4500
5435	0.26	3	3	130	4500
4855	0.29	3	3	130	4500
4243	0.33	3	3	130	4500
3715	0.38	3	3	130	4500
3247	0.43	3	3	130	4500
2878	0.49	3	3	130	4500
2515	0.56	3	3	130	4500
2217	0.63	3	3	130	4500
1948	0.72	3	2	130	4500
1898	0.74	2	3	130	4500
1826	0.77	3	2	130	4500
1645	0.85	2	3	130	4500
1610	0.87	3	2	130	4500
1525	0.92	2	3	130	4500
1399	1.0	3	2	130	4500
1322	1.1	2	3	130	4500
1230	1.1	3	2	130	4500
1146	1.2	2	3	130	4500
1013	1.4	2	3	130	4500
948	1.5	3	2	130	4500
890	1.6	2	3	130	4500
829	1.7	3	2	130	4500
778	1.8	2	3	130	4500
731	1.9	3	2	130	4500
682	2.1	2	3	130	4500
633	2.2	3	2	130	4500
602	2.3	2	3	130	4500
551	2.5	3	2	130	4500
520	2.7	2	3	130	4500
489	2.9	3	2	130	4500
458	3.1	2	2	130	4500
427	3.3	3	2	130	4500
397	3.5	2	2	130	4500
379	3.7	3	2	130	4500
342	4.1	2	2	130	4500
326	4.3	3	2	130	4500
302	4.6	2	2	130	4500
288	4.9	3	2	130	4500
266	5.3	2	2	130	4500
251	5.6	3	2	130	4500
236	5.9	2	2	130	4500
221	6.3	3	2	130	4500
211	6.6	2	2	130	4500
186	7.5	2	2	130	4500
172	8.1	3	2	130	4500
153	9.2	3	2	130	4500
142	9.9	2	2	130	4500
130	11	3	2	130	4500
124	11	2	2	130	4500
109	13	2	2	130	4500
96	15	2	2	130	4500

JRTF39R19 200Nm					
i	n_a [r/min]	Stage F39	Stage R19	M_{amax} [Nm]	F_{Ra} [N]
8193	0.17	3	3	200	4290
7064	0.20	3	3	200	4290
6585	0.21	3	3	200	4290
5756	0.24	3	3	200	4290
4963	0.28	3	3	200	4290
4434	0.32	3	3	200	4290
3875	0.36	3	3	200	4290
3392	0.41	3	3	200	4290
2965	0.47	3	3	200	4290
2587	0.54	3	3	200	4290
2284	0.61	3	3	200	4290
1997	0.70	3	3	200	4290
1929	0.73	2	3	200	4290
1742	0.80	3	3	200	4290
1679	0.83	2	3	200	4290
1550	0.90	2	3	200	4290
1545	0.91	3	3	200	4290
1370	1.0	3	2	200	4290
1356	1.0	2	3	200	4290
1198	1.2	3	2	200	4290
1180	1.2	2	3	200	4290
1047	1.3	3	2	200	4290
1044	1.3	2	3	200	4290
915	1.5	3	2	200	4290
914	1.5	2	3	200	4290
808	1.7	2	3	200	4290
807	1.7	3	2	200	4290
707	2.0	3	2	200	4290
698	2.0	2	3	200	4290
617	2.3	3	2	200	4290
616	2.3	2	3	200	4290
544	2.6	2	3	200	4290
538	2.6	3	2	200	4290
477	2.9	3	2	200	4290
466	3.0	2	3	200	4290
412	3.4	3	2	200	4290
411	3.4	2	3	200	4290
365	3.8	3	2	200	4290
364	3.8	2	3	200	4290
326	4.3	2	2	200	4290
322	4.3	3	2	200	4290
285	4.9	2	2	200	4290
278	5.0	3	2	200	4290
250	5.6	2	2	200	4290
242	5.8	3	2	200	4290
221	6.3	3	2	200	4290
219	6.4	2	2	200	4290
195	7.2	3	2	200	4290
186	7.5	2	2	200	4290
168	8.3	3	2	200	4290
167	8.4	2	2	200	4290
147	9.5	3	2	200	4290
145	9.7	2	2	200	4290
129	11	2	2	200	4290
127	11	3	2	200	4290
121	12	3	2	200	4290
118	12	2	2	200	4290
108	13	3	2	200	4290
98	14	2	2	200	4290
91	15	3	2	200	4290
87	16	2	2	200	4290

JRTF49R19 400Nm					
i	n_a [r/min]	Stage F39	Stage R19	M_{amax} [Nm]	F_{Ra} [N]
12251	0.11	3	3	400	5920
10619	0.13	3	3	400	5920
9846	0.14	3	3	400	5920
8534	0.16	3	3	400	5920
7460	0.19	3	3	400	5920
6536	0.21	3	3	400	5920
5746	0.24	3	3	400	5920
5022	0.28	3	3	400	5920
4401	0.32	3	3	400	5920
3883	0.36	3	3	400	5920
3443	0.41	3	3	400	5920
2976	0.47	3	3	400	5920
2629	0.53	3	3	400	5920
2519	0.56	2	3	400	5920
2394	0.58	2	3	400	5920
2304	0.61	3	3	400	5920
2172	0.64	2	3	400	5920
2033	0.69	3	3	400	5920
2025	0.69	2	3	400	5920
1785	0.78	3	2	400	5920
1770	0.79	2	3	400	5920
1578	0.89	3	2	400	5920
1576	0.89	2	3	400	5920
1364	1.0	3	2	400	5920
1363	1.0	2	3	400	5920
1203	1.2	3	2	400	5920
1192	1.2	2	3	400	5920
1061	1.3	2	3	400	5920
1049	1.3	3	2	400	5920
931	1.5	2	3	400	5920
918	1.5	3	2	400	5920
822	1.7	2	3	400	5920
809	1.7	3	2	400	5920
706	2.0	2	3	400	5920
700	2.0	3	2	400	5920
622	2.3	3	2	400	5920
619	2.3	2	3	400	5920
543	2.6	3	2	400	5920
524	2.7	2	2	400	5920
489	2.9	2	2	400	5920
475	2.9	3	2	400	5920
427	3.3	2	2	400	5920
419	3.3	3	2	400	5920
381	3.7	2	2	400	5920
370	3.8	3	2	400	5920
334	4.2	2	2	400	5920
324	4.3	3	2	400	5920
295	4.7	2	2	400	5920
288	4.9	3	2	400	5920
253	5.5	2	2	400	5920
249	5.6	3	2	400	5920
218	6.4	3	2	400	5920
217	6.5	2	2	400	5920
193	7.3	3	2	400	5920
190	7.4	2	2	400	5920
178	7.9	2	2	400	5920
175	8.0	3	2	400	5920
149	9.4	2	2	400	5920
147	9.5	3	2	400	5920
131	11	2	2	400	5920
130	11	3	2	400	5920

JRTF59R39 600Nm					
i	n_a [r/min]	Stage F39	Stage R19	M_{amax} [Nm]	F_{Ra} [N]
14832	0.09	3	3	600	8200
13604	0.10	3	3	600	8200
12602	0.11	3	3	600	8200
11252	0.12	3	3	600	8200
9986	0.14	3	3	600	8200
8787	0.16	3	3	600	8200
7908	0.18	3	3	600	8200
6913	0.20	3	3	600	8200
6030	0.23	3	3	600	8200
5289	0.26	3	3	600	8200
4654	0.30	3	3	600	8200
4060	0.34	3	3	600	8200
3564	0.39	3	3	600	8200
3161	0.44	3	3	600	8200
2854	0.49	2	3	600	8200
2737	0.51	3	3	600	8200
2576	0.54	2	3	600	8200
2409	0.58	3	3	600	8200
2266	0.62	2	3	600	8200
2131	0.66	3	3	600	8200
2012	0.70	2	3	600	8200
1840	0.76	3	3	600	8200
1791	0.78	2	3	600	8200
1623	0.86	3	2	600	8200
1617	0.87	2	2	600	8200
1439	0.97	3	3	600	8200
1422	0.98	2	2	600	8200
1243	1.1	2	3	600	8200
1238	1.1	3	3	600	8200
1106	1.3	3	2	600	8200
1066	1.3	2	2	600	8200
967	1.4	3	3	600	8200
949	1.5	2	3	600	8200
856	1.6	2	2	600	8200
851	1.6	3	3	600	8200
749	1.9	2	2	600	8200
738	1.9	3	3	600	8200
658	2.1	2	2	600	8200
646	2.2	3	2	600	8200
558	2.5	3	3	600	8200
549	2.6	2	2	600	8200
506	2.8	3	3	600	8200
483	2.9	2	2	600	8200
452	3.1	3	3	600	8200
426	3.3	2	2	600	8200
386	3.6	3	2	600	8200
382	3.7	2	2	600	8200
338	4.1	3	2	600	8200
330	4.2	2	2	600	8200
298	4.7	2	2	600	8200
298	4.7	2	2	600	8200
262	5.3	2	2	600	8200
255	5.5	3	2	600	8200
226	6.2	2	2	600	8200
226	6.2	2	2	600	8200
201	7.0	3	2	600	8200
200	7.0	2	2	600	8200
181	7.7	3	2	600	8200
170	8.2	2	2	600	8200
155	9.0	3	2	600	8200
152	9.2	2	2	600	8200
134	10	2	2	600	8200

JRTF69/79R39,JRTF89R59 n =1400 r/min



JRTF69R39				820Nm	
i	n_a [r/min]	Stage F69	R39	M_{amax} [Nm]	F_{Ra} [N]
19199	0.07	3	3	820	10300
17610	0.08	3	3	820	10300
14992	0.09	3	3	820	10300
12926	0.11	3	3	820	10300
11480	0.12	3	3	820	10300
10220	0.14	3	3	820	10300
8933	0.16	3	3	820	10300
7940	0.18	3	3	820	10300
7096	0.20	3	3	820	10300
6080	0.23	3	3	820	10300
5341	0.26	3	3	820	10300
4690	0.30	3	3	820	10300
4091	0.34	3	3	820	10300
3574	0.39	3	3	820	10300
3377	0.41	2	3	820	10300
3133	0.45	3	3	820	10300
2912	0.48	2	3	820	10300
2756	0.51	3	3	820	10300
2714	0.52	2	3	820	10300
2439	0.57	3	3	820	10300
2372	0.59	2	3	820	10300
2126	0.66	2	3	820	10300
2106	0.66	3	2	820	10300
1884	0.74	3	2	820	10300
1859	0.75	2	3	820	10300
1635	0.86	3	2	820	10300
1631	0.86	2	3	820	10300
1437	0.97	2	3	820	10300
1429	0.98	3	2	820	10300
1271	1.1	3	2	820	10300
1256	1.1	2	3	820	10300
1126	1.2	2	3	820	10300
1102	1.3	3	2	820	10300
984	1.4	2	3	820	10300
970	1.4	3	2	820	10300
864	1.6	2	3	820	10300
858	1.6	3	2	820	10300
755	1.9	3	2	820	10300
722	1.9	2	3	820	10300
641	2.2	3	2	820	10300
634	2.2	2	3	820	10300
572	2.4	3	2	820	10300
539	2.6	2	3	820	10300
509	2.8	3	2	820	10300
500	2.8	2	2	820	10300
454	3.1	2	2	820	10300
437	3.2	3	2	820	10300
392	3.6	2	2	820	10300
384	3.6	3	2	820	10300
338	4.1	3	2	820	10300
333	4.2	2	2	820	10300
305	4.6	3	2	820	10300
297	4.7	2	2	820	10300
261	5.4	2	2	820	10300
257	5.4	3	2	820	10300
238	5.9	2	2	820	10300
231	6.1	3	2	820	10300
205	6.8	3	2	820	10300
200	7.0	2	2	820	10300
176	8.0	2	2	820	10300
175	8.0	3	2	820	10300

JRTF79R39				1500Nm	
i	n_a [r/min]	Stage F79	R39	M_{amax} [Nm]	F_{Ra} [N]
19180	0.07	3	3	1500	15700
17593	0.08	3	3	1500	15700
16128	0.09	3	3	1500	15700
14978	0.09	3	3	1500	15700
13731	0.10	3	3	1500	15700
12049	0.12	3	3	1500	15700
11035	0.13	3	3	1500	15700
9683	0.14	3	3	1500	15700
8464	0.17	3	3	1500	15700
7520	0.19	3	3	1500	15700
6580	0.21	3	3	1500	15700
5808	0.24	3	3	1500	15700
5026	0.28	3	3	1500	15700
4931	0.28	2	3	1110	17900
4523	0.31	2	3	1110	17900
4435	0.32	3	3	1500	15700
3851	0.36	2	3	1110	17900
3832	0.37	3	3	1500	15700
3381	0.41	3	3	1500	15700
3320	0.42	2	3	1110	17900
3095	0.45	2	3	1110	17900
2978	0.47	3	3	1500	15700
2705	0.52	2	3	1110	17900
2613	0.54	3	3	1500	15700
2536	0.55	2	3	1110	17900
2284	0.61	3	3	1500	15700
2238	0.63	2	3	1110	17900
2039	0.69	2	3	1110	17900
2029	0.69	3	2	1500	15700
1759	0.80	2	3	1110	17900
1728	0.81	3	2	1500	15700
1639	0.85	2	3	1110	17900
1544	0.91	3	2	1500	15700
1433	0.98	2	3	1110	17900
1354	1.0	3	2	1500	15700
1343	1.0	2	3	1110	17900
1200	1.2	3	2	1500	15700
1185	1.2	2	3	1110	17900
1053	1.3	3	2	1500	15700
1051	1.3	2	3	1100	17900
910	1.5	3	2	1500	15700
893	1.6	2	3	1110	17900
815	1.7	2	2	1110	17900
810	1.7	3	2	1500	15700
710	2.0	3	2	1500	15700
706	2.0	2	2	1110	17900
660	2.1	2	2	1110	17900
615	2.3	3	2	1500	15700
571	2.5	2	2	1110	17900
538	2.6	3	2	1500	15700
485	2.9	2	2	1110	17900
480	2.9	3	2	1500	15700
433	3.2	2	2	1110	17900
413	3.4	3	2	1500	15700
370	3.8	2	2	1110	17900
367	3.8	3	2	1500	15700
346	4.0	2	2	1110	17900
323	4.3	3	2	1500	15700
292	4.8	2	2	1110	17900
280	5.0	3	2	1500	15700
247	5.7	3	2	1500	15700
221	6.3	3	2	1500	15700
199	7.0	3	2	1500	15700

JRTF89R59				3000Nm	
i	n_a [r/min]	Stage F89	R59	M_{amax} [Nm]	F_{Ra} [N]
23042	0.06	3	3	3000	19800
20462	0.07	3	3	3000	19800
18238	0.08	3	3	3000	19800
15877	0.09	3	3	3000	19800
14099	0.10	3	3	3000	19800
12205	0.11	3	3	3000	19800
10433	0.13	3	3	3000	19800
9381	0.15	3	3	3000	19800
8142	0.17	3	3	3000	19800
7100	0.20	3	3	3000	19800
6273	0.22	3	3	3000	19800
5510	0.25	3	3	3000	19800
4954	0.28	3	3	3000	19800
4952	0.28	2	3	3000	19800
4562	0.31	2	3	3000	19800
4245	0.33	3	3	3000	19800
3919	0.36	2	3	3000	19800
3721	0.38	3	3	3000	19800
3503	0.40	2	3	3000	19800
3244	0.43	3	2	3000	19800
3196	0.44	2	3	3000	19800
2881	0.49	3	2	3000	19800
2857	0.49	2	3	3000	19800
2576	0.54	3	2	3000	19800
2524	0.55	2	3	3000	19800
2199	0.64	3	2	3000	19800
2134	0.66	2	3	3000	19800
1930	0.73	3	2	3000	19800
1913	0.73	2	3	3000	19800
1717	0.82	2	3	3000	19800
1709	0.82	3	2	3000	19800
1493	0.94	3	2	3000	19800
1476	0.95	2	3	3000	19800
1300	1.1	3	2	3000	19800
1278	1.1	2	3	3000	19800
1148	1.2	3	2	3000	19800
1142	1.2	2	3	3000	19800
1010	1.4	3	2	3000	19800
988	1.4	2	3	3000	19800
887	1.6	3	2	3000	19800
883	1.6	2	3	3000	19800
780	1.8	3	2	3000	19800
748	1.9	2	3	3000	19800
674	2.1	3	2	3000	19800
662	2.1	2	2	3000	19800
609	2.3	3	2	3000	19800
592	2.4	2	2	3000	19800
519	2.7	2	2	3000	19800
515	2.7	3	2	3000	19800
468	3.0	2	2	3000	19800
452	3.1	3	2	3000	19800
398	3.5	2	2	3000	19800
350	4.0	2	2	3000	19800
345	4.1	3	2	3000	19800
315	4.4	2	2	3000	19800
300	4.7	3	2	3000	19800
281	5.0	2	2	3000	19800
249	5.6	3	2	3000	19800
240	5.8	2	2	3000	19800
211	6.6	2	2	3000	19800
193	7.3	2	2	3000	19800

JRTF99R59,JRTF109R79,JRTF129R79 n_e=1400 r/min

JRTF99R59				4300Nm	
i	n_a [r/min]	Stage F99	R59	M_{amax} [Nm]	F_{Ra} [N]
29211	0.05	3	3	4300	29900
26911	0.05	3	3	4300	29900
23814	0.06	3	3	4300	29900
20813	0.07	3	3	4300	29900
18119	0.08	3	3	4300	29900
15472	0.09	3	3	4300	29900
14022	0.10	3	3	4300	29900
12324	0.11	3	3	4300	29900
10838	0.13	3	3	4300	29900
9576	0.15	3	3	4300	29900
8318	0.17	3	3	4300	29900
7328	0.19	3	3	4300	29900
6469	0.22	3	3	4300	29900
6338	0.22	2	3	4300	29900
5680	0.25	2	3	4300	29900
5615	0.25	3	3	4300	29900
5016	0.28	2	3	4300	29900
4961	0.28	3	3	4300	29900
4367	0.32	2	3	4300	29900
4333	0.32	3	3	4300	29900
3914	0.36	2	3	4300	29900
3906	0.36	3	2	4300	29900
3357	0.42	2	3	4300	29900
3352	0.42	3	2	4300	29900
3009	0.47	2	3	4300	29900
2907	0.48	3	2	4300	29900
2553	0.55	3	2	4300	29900
2448	0.57	2	3	4300	29900
2245	0.62	3	2	4300	29900
2199	0.64	2	3	4300	29900
1971	0.71	2	3	4300	29900
1970	0.71	3	2	4300	29900
1741	0.80	2	3	4300	29900
1722	0.81	3	2	4300	29900
1527	0.92	3	2	4300	29900
1468	0.95	2	3	4300	29900
1327	1.1	3	2	4300	29900
1316	1.1	2	3	4300	29900
1189	1.2	2	3	4300	29900
1171	1.2	3	2	4300	29900
1023	1.4	2	3	4300	29900
1022	1.4	3	2	4300	29900
898	1.6	3	2	4300	29900
892	1.6	2	2	4300	29900
784	1.8	3	2	4300	29900
760	1.8	2	2	4300	29900
690	2.0	3	2	4300	29900
667	2.1	2	2	4300	29900
605	2.3	3	2	4300	29900
569	2.5	2	2	4300	29900
529	2.6	3	2	4300	29900
510	2.7	2	2	4300	29900
473	3.0	2	2	4300	29900
467	3.0	3	2	4300	29900
406	3.4	3	2	4300	29900
403	3.5	2	2	4300	29900
363	3.9	3	2	4300	29900
361	3.9	2	2	4300	29900
317	4.4	2	2	4300	29900
285	4.9	3	2	4300	29900
275	5.1	2	2	4300	29900
245	5.7	3	2	4300	29900
242	5.8	2	2	4300	29900
208	6.7	3	2	4300	29900
195	7.2	3	2	4300	29900

JRTF109R79				7840Nm	
i	n_a [r/min]	Stage F109	R79	M_{amax} [Nm]	F_{Ra} [N]
25375	0.06	3	3	7680	49800
21652	0.06	3	3	7680	49800
18933	0.07	3	3	7680	49800
16888	0.08	3	3	7680	49800
14767	0.09	3	3	7680	49800
11348	0.12	3	3	7680	49800
10039	0.14	3	3	7680	49800
8548	0.16	3	3	7680	49800
7674	0.18	3	3	7680	49800
6767	0.21	3	3	7680	49800
5954	0.24	3	3	7680	49800
5383	0.26	2	3	7840	49400
5223	0.27	3	3	7680	49800
4593	0.30	2	3	7840	49400
4567	0.31	3	3	7680	49800
4016	0.35	2	3	7840	49400
3948	0.35	3	3	7680	49800
3815	0.37	2	3	7840	49400
3521	0.40	3	3	7680	49800
3347	0.42	2	3	7840	49400
3037	0.46	3	2	7680	49800
2839	0.49	2	3	7840	49400
2756	0.51	3	2	7680	49800
2563	0.55	2	3	7840	49400
2369	0.59	3	2	7680	49800
2255	0.62	2	3	7840	49400
2129	0.66	2	3	7840	49400
2068	0.68	3	2	7840	49400
1826	0.77	3	2	7680	49800
1813	0.77	2	3	7840	49400
1597	0.88	3	2	7680	49800
1590	0.88	2	3	7840	49400
1436	0.97	2	3	7840	49400
1401	1.0	3	2	7680	49800
1263	1.1	2	3	7840	49400
1243	1.1	3	2	7680	49800
1193	1.2	2	3	7840	49400
1087	1.3	3	2	7680	49800
1015	1.4	2	3	7840	49400
950	1.5	3	2	7680	49800
923	1.5	2	3	7840	49400
834	1.7	3	2	7680	49800
800	1.8	2	3	7840	49400
736	1.9	3	2	7680	49800
696	2.0	2	3	7840	49400
644	2.2	2	2	7840	49400
640	2.2	3	2	7680	49800
591	2.4	2	2	7840	49400
560	2.5	3	2	7680	49800
518	2.7	2	2	7840	49400
491	2.9	2	2	7840	49400
489	2.9	3	2	7680	49800
436	3.2	3	2	7680	49800
430	3.3	2	2	7840	49400
387	3.6	2	2	7840	49400
370	3.8	3	2	7680	49800
340	4.1	2	2	7840	49400
333	4.2	3	2	7680	49800
300	4.7	2	2	7840	49400
291	4.8	3	2	7680	49800
266	5.3	2	2	7840	49400
255	5.5	3	2	7680	49800
225	6.2	3	2	7680	49800
190	7.4	3	2	7680	49800

JRTF129R79				12000Nm	
i	n_a [r/min]	Stage F129	R79	M_{amax} [Nm]	F_{Ra} [N]
24478	0.06	3	3	12000	90000
22323	0.06	3	3	12000	90000
19048	0.07	3	3	12000	90000
16656	0.08	3	3	12000	90000
14722	0.10	3	3	12000	90000
12912	0.11	3	3	12000	90000
11656	0.12	3	3	12000	90000
10191	0.14	3	3	12000	90000
8831	0.16	3	3	12000	90000
7643	0.18	3	3	12000	90000
6715	0.21	3	3	12000	90000
5925	0.24	3	3	12000	90000
5153	0.27	3	3	12000	90000
4533	0.31	3	3	12000	90000
3926	0.36	3	3	12000	90000
3454	0.41	3	3	12000	90000
3031	0.46	3	3	12000	90000
2672	0.52	3	2	12000	90000
2357	0.59	3	2	12000	90000
2038	0.69	3	2	12000	90000
1784	0.78	3	2	12000	90000
1606	0.87	3	2	12000	90000
1390	1.0	3	2	12000	90000
1220	1.1	3	2	12000	90000
1077	1.3	3	2	12000	90000
930	1.5	3	2	12000	90000
820	1.7	3	2	12000	90000
727	1.9	3	2	12000	90000
648	2.2	3	2	12000	90000
549	2.6	3	2	12000	90000
495	2.8	3	2	12000	90000
428	3.3	3	2	12000	90000
376	3.7	3	2	12000	90000



JRTF129R89,JRTF159R99,JRTF169R99 n_e=1400 r/min



JRTF129R89				12000Nm	
i	n_a [r/min]	Stage F129	R89	M_{amax} [Nm]	F_{Ra} [N]
483	2.9	3	2	12000	90000
418	3.3	3	2	12000	90000
374	3.7	3	2	12000	90000
312	4.5	3	2	12000	90000
293	4.8	3	2	12000	90000
259	5.4	3	2	12000	90000
223	6.3	3	2	12000	90000
198	7.1	3	2	12000	90000
166	8.4	3	2	12000	90000

JRTF159R99				18000Nm	
i	n_a [r/min]	Stage F159	R99	M_{amax} [Nm]	F_{Ra} [N]
31434	0.04	3	3	18000	100300
26173	0.05	3	3	18000	100300
23464	0.06	3	3	18000	100300
20212	0.07	3	3	18000	100300
17984	0.08	3	3	18000	100300
16358	0.09	3	3	18000	100300
13751	0.10	3	3	18000	100300
12235	0.11	3	3	18000	100300
10033	0.14	3	3	18000	100300
9021	0.16	3	3	18000	100300
8026	0.17	3	3	18000	100300
7075	0.20	3	3	18000	100300
6295	0.22	3	3	18000	100300
5404	0.26	3	3	18000	100300
4831	0.29	3	3	18000	100300
4130	0.34	3	3	18000	100300
3607	0.39	3	3	18000	100300
3210	0.44	3	3	18000	100300
2780	0.50	3	3	18000	100300
2427	0.58	3	2	18000	100300
2185	0.64	3	2	18000	100300
1944	0.72	3	2	18000	100300
1674	0.84	3	2	18000	100300
1441	0.97	3	3	18000	100300
1308	1.1	3	2	18000	100300
1169	1.2	3	2	18000	100300
953	1.5	3	2	18000	100300
845	1.7	3	2	18000	100300
764	1.8	3	2	18000	100300
680	2.1	3	2	18000	100300
576	2.4	3	2	18000	100300
503	2.8	3	2	18000	100300
446	3.1	3	2	18000	100300
353	4.0	3	2	18000	100300
302	4.6	3	2	18000	100300
273	5.1	3	2	18000	100300
232	6.0	3	2	18000	100300
202	6.9	3	2	18000	100300
197	7.1	3	2	18000	100300

JRTF169R99				32000Nm	
i	n_a [r/min]	Stage F169	R99	M_{amax} [Nm]	F_{Ra} [N]
21910	0.06	3	3	32000	150000
19337	0.07	3	3	32000	150000
16663	0.08	3	3	32000	150000
14706	0.10	3	3	32000	150000
12857	0.11	3	3	32000	150000
11402	0.12	3	3	32000	150000
9585	0.15	3	3	32000	150000
7289	0.19	3	3	32000	150000
5949	0.24	3	3	32000	150000
5319	0.26	3	3	32000	150000
4531	0.31	3	3	32000	150000
3750	0.37	3	3	32000	150000
3060	0.46	3	3	32000	150000
2514	0.56	3	3	32000	150000
2056	0.68	3	2	32000	150000
1893	0.74	3	2	32000	150000
1564	0.90	3	2	32000	150000
1439	0.97	3	2	32000	150000
1223	1.14	3	2	32000	150000
1049	1.33	3	2	32000	150000
937	1.49	3	2	32000	150000
841	1.67	3	2	32000	150000
703	1.99	3	2	32000	150000
623	2.25	3	2	32000	150000
534	2.62	3	2	32000	150000
470	2.98	3	2	32000	150000
409	3.42	3	2	32000	150000

JRTF169R109 n_e=1400 r/min

JRTF169R109				32000 Nm	
i	n_a [r/min]	Stage F169	R109	M_{amax} [Nm]	F_{Ra} [N]
368	3.81	2	2	32000	150000
350	4.00	2	2	32000	150000
314	4.46	2	2	32000	150000
283	4.95	2	2	32000	150000
257	5.44	2	2	32000	150000
228	6.14	2	2	32000	150000
207	6.76	2	2	32000	150000
178	7.87	2	2	32000	150000

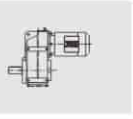

4. 选型表注释
Selection table

选型表的结构
Selection table for geared motors

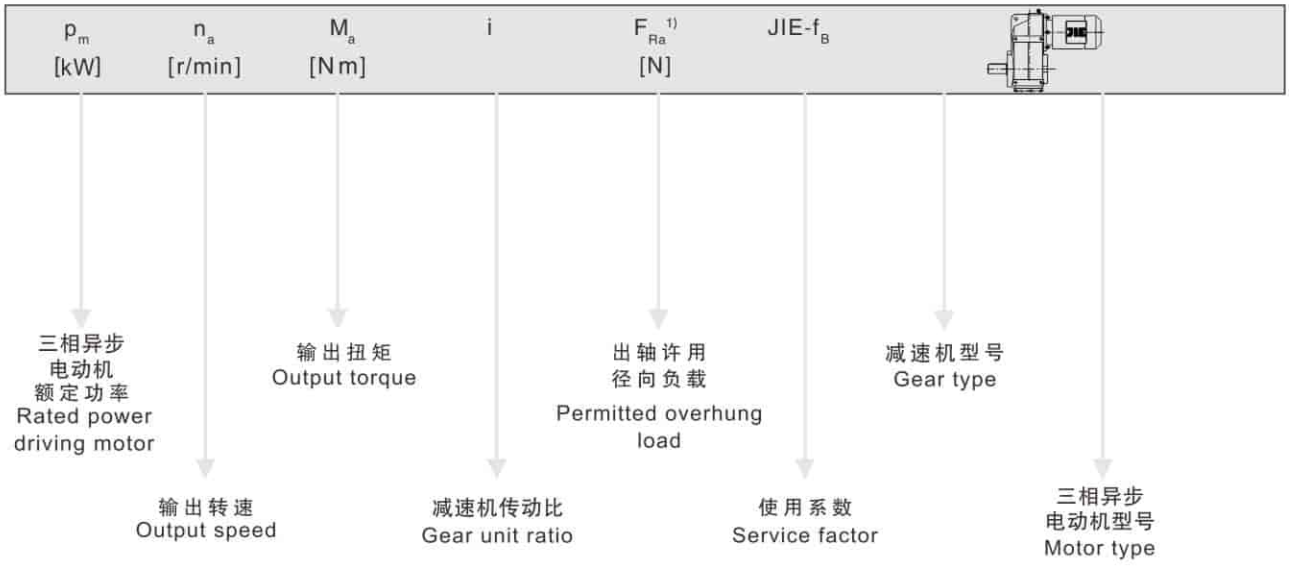

对于特殊低输出转速：
For particularly low output speeds

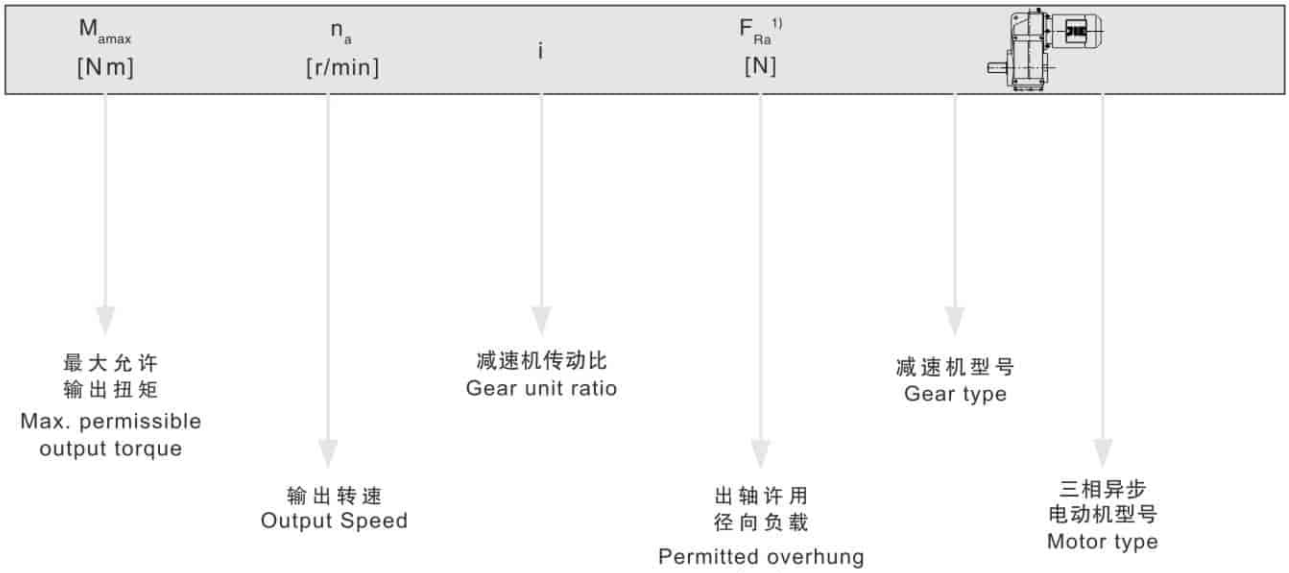

图例 Cuttine

★也可用于EExe电机。

★EExe motor is optional。

1) 实心轴底脚安装齿轮减速机的径向负荷

1)Overhung load specified for foot-mounted gear unit with solid shaft

注意： Notice:

对于特殊低输出转速驱动（多级齿轮减速电机），电机功率必须与减速机的最大允许输出扭矩相对应.

In drives for particularly low output speeds(multi-stage geared motors),the motor power must be limited according to the maximum permitted output torque of the gear unit.

输出转速 Output speed n_a [r/min]	输出扭矩 Output torque T_a [N·m]	传动比 Ratio i	出轴许用径向负载 Permitted overhung load F_{Ra}[1] [N]	使用系数 Service factor f_B	型号 Model
0.12kW					
0.06	15000	22323	84600	0.80	JRTFA129BR79DN63S4 JRTFAF129R79DN63S4 JRTF129R79DN63S4 JRTFF129R79DN63S4
0.07	12600	19048	89300	0.95	
0.08	10800	16656	90000	1.10	
0.09	9870	14722	90000	1.20	
0.11	7980	12912	90000	1.50	
0.12	7090	11656	90000	1.70	
0.14	6300	10191	90000	1.90	
0.09	9590	14767	44400	0.80	JRTFA109BR79DN63S4 JRTFAF109R79DN63S4 JRTF109R79DN63S4 JRTFF109R79DN63S4
0.12	7610	11348	50000	1.00	
0.14	5890	10039	54300	1.30	
0.16	4880	8548	56600	1.55	
0.18	4740	7674	56900	1.60	
0.20	4120	6767	58200	1.85	
0.23	3530	5954	59400	2.2	
0.26	3070	5223	60300	2.5	
0.30	2890	4567	60600	2.7	
0.39	2140	3521	61900	3.6	
0.19	4800	7328	23100	0.90	JRTFA99BR59DN63S4 JRTFAF99R59DN63S4 JRTF99R59DN63S4 JRTFF99R59DN63S4
0.21	4040	6469	30700	1.05	
0.25	3680	5615	31600	1.15	
0.28	3200	4961	32800	1.35	
0.32	2800	4333	33800	1.55	
0.35	2550	3906	34300	1.70	JRTFA99BR59DN63S4 JRTFAF99R59DN63S4 JRTF99R59DN63S4 JRTFF99R59DN63S4
0.41	2210	3352	35000	1.95	
0.47	1820	2907	35700	2.4	
0.54	1670	2553	36000	2.6	
0.28	3250	4954	3640	0.90	JRTFA89BR59DN63S4 JRTFAF89R59DN63S4 JRTF89R59DN63S4 JRTFF89R59DN63S4
0.33	2690	4245	24100	1.10	
0.37	2200	3721	25800	1.35	
0.43	2140	3244	26000	1.40	JRTFA89BR59DN63S4 JRTFAF89R59DN63S4 JRTF89R59DN63S4 JRTFF89R59DN63S4
0.48	1900	2881	26700	1.60	
0.54	1700	2576	27300	1.75	
0.63	1440	2199	28000	2.1	
0.72	1240	1930	28400	2.4	
0.81	1120	1709	28700	2.7	
0.92	980	1493	29000	3.0	
1.1	785	1300	29400	3.8	
1.2	710	1148	29500	4.2	
0.53	1750	2613	13800	0.85	JRTFA79BR59DN63S4 JRTFAF79R59DN63S4 JRTF79R59DN63S4 JRTFF79R59DN63S4
0.60	1520	2284	15600	1.00	
0.68	1340	2029	16700	1.10	
0.80	1130	1728	17800	1.35	JRTFA79BR59DN63S4 JRTFAF79R59DN63S4 JRTF79R59DN63S4 JRTFF79R59DN63S4
0.89	1040	1544	18200	1.45	
1.0	910	1354	18600	1.65	

输出转速 Output speed n_a [r/min]	输出扭矩 Output torque T_a [N·m]	传动比 Ratio i	出轴许用径向负载 Permitted overhung load F_{Ra}[1] [N]	使用系数 Service factor f_B	型号 Model
0.12kW					
1.1	810	1200	19000	1.85	JRTFA79BR59DN63S4 JRTFAF79R59DN63S4 JRTF79R59DN63S4 JRTFF79R59DN63S4
1.3	710	1053	19200	2.1	
1.5	605	910	19500	2.5	
1.7	510	810	19700	2.9	
1.9	445	710	19800	3.4	
0.97	920	1429	9270	0.90	JRTFA69BR39DN63S4 JRTFAF69R39DN63S4 JRTF69R39DN63S4 JRTFF69R39DN63S4
1.1	830	1271	10200	1.00	
1.2	700	1102	11300	1.15	
1.4	615	970	11800	1.35	
1.6	540	858	12200	1.50	
1.8	475	755	12500	1.75	
2.2	405	641	12800	2.0	
2.4	375	572	12900	2.2	
2.7	320	509	13000	2.6	
3.2	275	437	13000	3.0	
1.4	655	967	5860	0.90	JRTFA59BR39DN63S4 JRTFAF59R39DN63S4 JRTF59R39DN63S4 JRTFF59R39DN63S4
1.6	585	851	9320	1.05	
1.9	500	738	9920	1.20	
2.1	435	646	10400	1.40	
2.5	370	558	10700	1.60	
2.7	330	506	11000	1.80	
3.0	285	452	11200	2.1	
3.2	295	426	11200	2.0	JRTFA59BR39DN63S4 JRTFAF59R39DN63S4 JRTF59R39DN63S4 JRTFF59R39DN63S4
3.6	260	382	11300	2.3	
4.2	225	330	11500	2.7	
4.6	200	298	11500	3.0	
5.3	177	262	11500	3.4	
2.2	425	622	3390	0.95	JRTFA49BR19DN63S4 JRTFAF49R19DN63S4 JRTF49R19DN63S4 JRTFF49R19DN63S4
2.5	370	543	6320	1.10	
2.9	320	475	6890	1.25	
3.3	280	419	7250	1.45	
2.6	365	524	6390	1.10	JRTFA49BR19DN63S4 JRTFAF49R19DN63S4 JRTF49R19DN63S4 JRTFF49R19DN63S4
2.8	340	489	6690	1.20	
3.2	290	427	7130	1.35	
3.6	260	381	7400	1.55	
4.1	225	334	7610	1.75	
4.7	198	295	7780	2.0	
5.4	166	253	7940	2.4	
4.3	210	322	4130	0.95	JRTFA39BR19DN63S4 JRTFAF39R19DN63S4 JRTF39R19DN63S4 JRTFF39R19DN63S4
5.0	184	278	4510	1.10	
5.7	157	242	4810	1.30	
6.2	149	221	4890	1.35	
4.2	225	326	3890	0.90	JRTFA39BR19DN63S4 JRTFAF39R19DN63S4 JRTF39R19DN63S4 JRTFF39R19DN63S4
4.8	195	285	4370	1.05	
5.5	170	250	4670	1.20	
6.3	150	219	4880	1.35	
7.4	127	186	5080	1.60	
8.3	114	167	5170	1.75	





输出转速 Output speed n_a [r/min]	输出扭矩 Output torque T_a [Nm]	传动比 Ratio i	出轴许用径向负载 Permitted overhung load F_{Ra} [N]	使用系数 Service factor f_B	型号 Model
0.12kW					
6.2	155	221	4500	0.85	JRTFA29BR19DN63S4
8.0	119	172	4500	1.10	JRTFAF29R19DN63S4
9.1	104	153	4500	1.25	JRTF29R19DN63S4
11	87	130	4500	1.50	JRTFF29R19DN63S4
6.5	150	211	4500	0.85	
7.4	131	186	4500	1.00	JRTFA29BR19DN63S4
9.7	102	142	4500	1.25	JRTFAF29R19DN63S4
11	88	124	4500	1.45	JRTF29R19DN63S4
13	77	109	4500	1.70	JRTFF29R19DN63S4
14	67	96	4500	1.95	
3.9	290	228.99	13000	2.8	JRTFA69BDN63M6
4.6	250	195.39	13000	3.3	JRTFAF69DN63M6
5.3	220	170.85	13000	3.8	JRTF69DN63M6
5.6	205	162.31	13000	4.0	JRTFF69DN63M6
6.3	181	142.40	13000	4.5	
4.5	255	199.70	11400	2.4	JRTFA59BDN63M6
4.9	235	183.60	11500	2.6	JRTFAF59DN63M6
5.7	200	157.09	11500	3.0	JRTF59DN63M6
6.6	173	136.16	11500	3.5	JRTFF59DN63M6
7.1	162	127.27	11500	3.7	
6.9	166	199.70	11500	3.6	JRTFA59BDN63S4
7.5	153	183.60	11500	3.9	JRTFAF59DN63S4
8.8	130	157.09	11500	4.6	JRTF59DN63S4
10	113	136.16	11500	5.3	JRTFF59DN63S4
4.7	245	190.76	7510	1.65	
5.1	225	175.38	7640	1.80	
6.0	191	150.06	7820	2.1	JRTFA49BDN63M6
6.9	166	130.07	7940	2.4	JRTFAF49DN63M6
7.4	155	121.57	7990	2.6	JRTF49DN63M6
8.6	134	105.09	8070	3.0	JRTFF49DN63M6
10	114	89.29	8130	3.5	
11	102	79.72	8160	3.9	
7.2	158	190.76	7970	2.5	JRTFA49BDN63S4
7.9	146	175.38	8020	2.8	JRTFAF49DN63S4
9.2	125	150.06	8100	3.2	JRTF49DN63S4
11	108	130.07	8150	3.7	JRTFF49DN63S4
7.0	164	128.51	4740	1.20	JRTFA39BDN63M6
7.6	150	117.88	4880	1.35	JRTFAF39DN63M6
9.0	128	100.36	5070	1.55	JRTF39DN63M6
10	110	86.53	5190	1.80	JRTFF39DN63M6
11	103	80.65	5240	1.95	
11	107	128.51	5220	1.85	
12	98	117.88	5270	2.0	JRTFA39BDN63S4
14	83	100.36	5340	2.4	JRTFAF39DN63S4
16	72	86.53	5400	2.8	JRTF39DN63S4
17	67	80.65	5410	3.0	JRTFF39DN63S4
20	59	70.50	5440	3.4	
21	55	66.09	5460	3.6	

输出转速 Output speed n_a [r/min]	输出扭矩 Output torque T_a [Nm]	传动比 Ratio i	出轴许用径向负载 Permitted overhung load F_{Ra} [N]	使用系数 Service factor f_B	型号 Model
0.12kW					
24	48	58.32	5470	4.1	
25	45	54.54	5480	4.4	
27	43	51.70	5490	4.7	
29	39	47.02	5500	5.1	
31	36	43.83	5500	5.5	
36	32	38.31	5510	6.3	
38	30	35.91	5520	6.7	
44	26	31.69	5520	7.6	
49	23	28.09	5520	8.6	
58	20	23.88	5270	10	
58	20	23.63	5250	10	JRTFA39BDN63S4
67	17	20.57	5030	12	JRTFAF39DN63S4
72	16	19.27	4930	13	JRTF39DN63S4
81	14	17.03	4740	14	JRTFF39DN63S4
87	13	15.81	4630	15	
96	12	14.33	4490	17	
107	11	12.87	4330	19	
125	9.2	11.08	4130	21	
132	8.7	10.42	4050	21	
154	7.4	8.97	3860	24	
186	6.2	7.44	3630	23	
205	5.6	6.74	3510	25	
228	5.0	6.05	3390	27	
265	4.3	5.21	3230	29	
282	4.1	4.90	3170	29	
327	3.5	4.22	3020	31	
7.9	145	109.90	4500	0.90	JRTFA29BDN63M6
9.2	125	94.76	4500	1.05	JRTFAF29DN63M6
9.8	116	88.32	4500	1.10	JRTF29DN63M6
11	102	77.21	4500	1.30	JRTFF29DN63M6
9.8	117	140.74	4500	1.1	
11	107	129.09	4500	1.2	
13	91	109.90	4500	1.4	
15	79	94.76	4500	1.65	
16	73	88.32	4500	1.75	
18	64	77.21	4500	2.0	JRTFA29BDN63S4
19	60	72.37	4500	2.2	JRTFAF29DN63S4
22	53	63.86	4500	2.5	JRTF29DN63S4
24	47	56.62	4500	2.8	JRTFF29DN63S4
28	42	50.19	4500	3.1	
30	39	46.78	4500	3.4	
34	34	40.89	4500	3.8	
36	32	38.33	4430	4.1	
41	28	33.83	4270	4.6	
47	25	29.56	4100	5.3	
51	23	27.18	4000	5.8	JRTFA29BDN63S4
59	19	23.25	3820	6.7	JRTFAF29DN63S4
68	17	20.15	3650	7.8	JRTF29DN63S4
73	16	18.84	3580	8.3	JRTFF29DN63S4
85	14	16.28	3420	9.6	
100	11	13.84	3250	11	

输出转速 Output speed n_a [r/min]	输出扭矩 Output torque T_a [Nm]	传动比 Ratio i	出轴许用径向负载 Permitted overhung load F_{Ra} [N]	使用系数 Service factor f_B	型号 Model
0.12kW					
112	10	12.35	3140	13	
131	8.8	10.55	2990	15	
140	8.2	9.88	2920	16	
147	7.8	9.4	2870	17	JRTFA29BDN63S4
170	6.8	8.13	2740	18	JRTFAF29DN63S4
200	5.7	6.91	2600	20	JRTF29DN63S4
224	5.1	6.17	2510	21	JRTFF29DN63S4
262	4.4	5.27	2390	23	
280	4.1	4.93	2340	23	
332	3.5	4.16	2210	25	
0.18kW					
0.10	13500	12912	87500	0.90	
0.11	12100	11656	90000	1.00	JRTFA129BR79DN63M4
0.13	10700	10191	90000	1.10	JRTFAF129R79DN63M4
0.15	8980	8831	90000	1.35	JRTF129R79DN63M4
0.17	7770	7643	90000	1.55	JRTFF129R79DN63M4
0.20	7150	6715	90000	1.70	
0.15	8560	8548	47400	0.90	
0.17	8050	7674	48800	0.95	
0.20	7030	6767	51500	1.10	JRTFA109BR79DN63M4
0.22	6090	5954	53800	1.25	JRTFAF109R79DN63M4
0.25	5310	5223	55600	1.45	JRTF109R79DN63M4
0.29	4860	4567	56600	1.60	JRTFF109R79DN63M4
0.37	3660	3521	59100	2.1	
0.43	3170	3037	60100	2.4	JRTFA109BR79DN63M4
0.48	2880	2756	60600	2.7	JRTFAF109R79DN63M4
0.56	2470	2369	61400	3.1	JRTF109R79DN63M4
0.64	2160	2068	61900	3.6	JRTFF109R79DN63M4
0.30	4660	4333	27900	0.90	JRTFA99BR59DN63M4 JRTFAF99R59DN63M4 JRTF99R59DN63M4 JRTFF99R59DN63M4
0.34	4260	3906	30000	1.00	
0.39	3670	3352	31600	1.15	
0.45	3100	2907	33100	1.40	
0.52	2790	2553	33800	1.55	JRTFA99BR59DN63M4
0.59	2450	2245	34500	1.75	JRTFAF99R59DN63M4
0.67	2130	1970	35200	2.0	JRTF99R59DN63M4
0.77	1890	1722	35600	2.3	JRTFF99R59DN63M4
0.86	1670	1527	36000	2.6	
0.99	1380	1327	36500	3.1	
1.1	1280	1171	36600	3.3	
0.46	3160	2881	12300	0.95	
0.51	2820	2576	23600	1.05	JRTFA89BR59DN63M4
0.60	2400	2199	25200	1.25	JRTFAF89R59DN63M4
0.68	2080	1930	26200	1.45	JRTF89R59DN63M4
0.77	1860	1709	26800	1.60	JRTFF89R59DN63M4
0.88	1640	1493	27500	1.85	

输出转速 Output speed n_a [r/min]	输出扭矩 Output torque T_a [Nm]	传动比 Ratio i	出轴许用径向负载 Permitted overhung load F_{Ra} [N]	使用系数 Service factor f_B	型号 Model
0.18kW					
1.0	1350	1300	28200	2.2	JRTFA89BR59DN63M4
1.1	1210	1148	28500	2.5	JRTFAF89R59DN63M4
1.3	1050	1010	28900	2.9	JRTF89R59DN63M4
1.5	940	887	29100	3.2	JRTFF89R59DN63M4
1.7	810	780	29400	3.7	
0.76	1880	1728	7810	0.80	
0.86	1710	1544	14100	0.90	
0.98	1500	1354	15700	1.00	
1.1	1330	1200	16800	1.15	JRTFA79BR39DN63M4
1.2	1170	1053	17600	1.30	JRTFAF79R39DN63M4
1.5	1000	910	18300	1.50	JRTF79R39DN63M4
1.6	860	810	18800	1.75	JRTFF79R39DN63M4
1.9	755	710	19100	2.0	
2.2	670	615	19300	2.2	
1.5	910	858	9370	0.90	
1.8	800	755	10400	1.00	
2.1	685	641	11400	1.20	JRTFA69BR39DN63M4
2.3	625	572	11800	1.30	JRTFAF69R39DN63M4
2.6	540	509	12200	1.50	JRTF69R39DN63M4
3.0	470	437	12600	1.75	JRTFF69R39DN63M4
3.4	420	384	12700	1.95	
2.6	560	500	12100	1.45	
2.9	510	454	12400	1.60	
3.4	440	392	12700	1.85	JRTFA69BR39DN63M4
4.0	370	333	12900	2.2	JRTFAF69R39DN63M4
4.4	325	297	13000	2.5	JRTF69R39DN63M4
5.1	285	261	13000	2.9	JRTFF69R39DN63M4
5.6	260	238	13000	3.2	
6.6	215	200	13000	3.8	
2.4	615	558	9080	1.00	
2.6	550	506	9560	1.10	JRTFA59BR39DN63M4
2.9	485	452	10000	1.25	JRTFAF59R39DN63M4
3.4	415	386	10500	1.45	JRTF59R39DN63M4
3.9	360	338	10800	1.65	JRTFF59R39DN63M4
3.1	485	426	10000	1.25	
3.5	430	382	10400	1.40	
4.0	370	330	10700	1.60	JRTFA59BR39DN63M4
4.4	335	298	11000	1.80	JRTFAF59R39DN63M4
5.0	295	262	11200	2.0	JRTF59R39DN63M4
5.8	250	226	11400	2.4	JRTFF59R39DN63M4
6.6	215	200	11500	2.8	
3.6	400	370	5920	1.00	
4.1	365	324	6410	1.10	
4.6	315	288	6910	1.25	
5.3	270	249	7310	1.50	JRTFA49BR19DN63M4
4.0	375	334	6260	1.05	JRTFAF49R19DN63M4
4.5	330	295	6780	1.20	JRTF49R19DN63M4
5.2	280	253	7250	1.45	JRTFF49R19DN63M4
6.1	245	217	7490	1.60	
7.0	215	190	7690	1.85	
7.4	200	178	7770	2.0	





输出转速 Output speed n_a [r/min]	输出扭矩 Output torque T_a [Nm]	传动比 Ratio i	出轴许用径向负载 Permitted overhung load F_{Ra} [N]	使用系数 Service factor f_B	型号 Model
0.18kW					
7.1	210	186	4160	0.95	JRTFA39BR19DN63M4
7.9	188	167	4460	1.05	JRTFAF39R19DN63M4
9.1	166	145	4720	1.20	JRTF39R19DN63M4
10	146	129	4910	1.35	JRTFF39R19DN63M4
9.7	159	142	4500	0.80	JRTFA29BR19DN63M4
11	138	124	4500	0.95	JRTFAF29R19DN63M4
13	120	109	4500	1.10	JRTF29R19DN63M4
14	105	96	4500	1.25	JRTFF29R19DN63M4
3.1	555	281.71	19600	2.7	JRTFA79BDN71S6
3.3	520	262.93	19700	2.9	JRTFAF79DN71S6
3.8	445	225.79	19800	3.4	JRTF79DN71S6 JRTFF79DN71S6
3.8	450	228.99	12600	1.80	JRTFA69BDN71S6
4.4	385	195.39	12900	2.1	JRTFAF69DN71S6
5.1	340	170.85	13000	2.4	JRTF69DN71S6 JRTFF69DN71S6
5.8	300	228.99	13000	2.8	JRTFA69BDN63M4
6.8	255	195.39	13000	3.2	JRTFAF69DN63M4
7.7	225	170.85	13000	3.7	JRTF69DN63M4 JRTFF69DN63M4
4.4	395	199.70	10600	1.50	
4.7	365	183.60	10800	1.65	JRTFA59BDN71S6
5.5	310	157.09	11100	1.95	JRTFAF59DN71S6
6.4	270	136.16	11300	2.2	JRTF59DN71S6
6.8	250	127.27	11400	2.4	JRTFF59DN71S6
7.9	215	110.01	11400	2.8	
6.6	260	199.70	11300	2.3	
7.2	240	183.60	11500	2.5	JRTFA59BDN63M4
8.4	205	157.09	11500	2.9	JRTFAF59DN63M4
9.7	177	136.16	11500	3.4	JRTF59DN63M4
10	166	127.27	11500	3.6	JRTFF59DN63M4
4.6	375	190.76	6240	1.05	
5.0	345	175.38	6600	1.15	JRTFA49BDN71S6
5.8	295	150.06	7090	1.35	JRTFAF49DN71S6
6.7	255	130.07	7410	1.55	JRTF49DN71S6
7.2	240	121.57	7530	1.65	JRTFF49DN71S6
6.9	250	190.76	7470	1.60	
7.5	230	175.38	7610	1.75	JRTFA49BDN63M4
8.8	195	150.06	7800	2.0	JRTFAF49DN63M4
10	169	130.07	7920	2.4	JRTF49DN63M4
11	158	121.57	7970	2.5	JRTFF49DN63M4
7.4	235	117.88	3750	0.85	
8.7	198	100.36	4320	1.00	JRTFA39BDN71S6
10	171	86.53	4660	1.15	JRTFAF39DN71S6
11	159	80.65	4790	1.25	JRTF39DN71S6
12	139	70.50	4970	1.45	JRTFF39DN71S6

输出转速 Output speed n_a [r/min]	输出扭矩 Output torque T_a [Nm]	传动比 Ratio i	出轴许用径向负载 Permitted overhung load F_{Ra} [N]	使用系数 Service factor f_B	型号 Model
0.18kW					
10	167	128.51	4700	1.20	
11	154	117.88	4850	1.30	
13	131	100.36	5050	1.55	
15	113	86.53	5180	1.75	
16	105	80.65	5230	1.90	
19	92	70.50	5300	2.2	
20	86	66.09	5330	2.3	
23	76	58.32	5380	2.6	JRTFA39BDN63M4
24	71	54.54	5400	2.8	JRTFAF39DN63M4
26	67	51.70	5410	3.0	JRTF39DN63M4
28	61	47.02	5440	3.3	JRTFF39DN63M4
30	57	43.83	5450	3.5	
34	50	38.31	5470	4.0	
37	47	35.91	5480	4.3	
42	41	31.69	5490	4.8	
47	37	28.09	5500	5.5	
55	31	23.88	5260	6.4	
56	31	23.63	5240	6.5	
64	27	20.57	5030	7.5	
69	25	19.27	4930	8.0	
78	22	17.03	4740	9.0	
83	21	15.81	4640	9.7	
92	19	14.33	4500	11	
103	17	12.87	4350	12	JRTFA39BDN63M4
119	14	11.08	4150	13	JRTFAF39DN63M4
127	14	10.42	4070	14	JRTF39DN63M4
147	12	8.97	3880	15	JRTFF39DN63M4
178	9.7	7.44	3650	15	
196	8.8	6.74	3540	16	
218	7.9	6.05	3420	17	
253	6.8	5.21	3260	18	
269	6.4	4.90	3190	19	
313	5.5	4.22	3040	20	
13	137	109.90	4500	0.95	
15	118	94.76	4500	1.10	
16	110	88.32	4500	1.20	
18	97	77.21	4500	1.35	
19	90	72.37	4500	1.45	JRTFA29BDN63M4
22	80	63.86	4500	1.65	JRTFAF29DN63M4
24	71	56.62	4500	1.85	JRTF29DN63M4
27	63	50.19	4500	2.1	JRTFF29DN63M4
29	58	46.78	4500	2.2	
34	51	40.89	4360	2.5	
36	48	38.33	4290	2.7	
41	42	33.83	4150	3.1	
47	37	29.56	4000	3.5	
51	34	27.18	3900	3.8	JRTFA29BDN63M4
59	29	23.25	3730	4.5	JRTFAF29DN63M4
68	25	20.15	3580	5.2	JRTF29DN63M4
73	24	18.84	3510	5.5	JRTFF29DN63M4

输出转速 Output speed n_a [r/min]	输出扭矩 Output torque T_a [N·m]	传动比 Ratio i	出轴许用径向负载 Permitted overhung load F_{Ra} [N]	使用系数 Service factor f_B	型号 Model
0.18kW					
84	20	16.28	3360	6.4	
99	17	13.84	3200	7.5	
111	15	12.35	3100	8.4	
130	13	10.55	2950	9.9	
139	12	9.88	2890	11	JRTFA29BDN63M4
146	12	9.4	2840	11	JRTFAF29DN63M4
169	10	8.13	2710	12	JRTF29DN63M4
199	9	6.91	2580	13	JRTFF29DN63M4
223	8	6.17	2490	14	
261	7	5.27	2370	15	
279	6	4.93	2320	16	
331	5	4.16	2200	17	
335	5	8.13	2190	24	
395	4	6.91	2080	26	JRTFA29BDN63S2
442	4	6.17	2000	28	JRTFAF29DN63S2
517	3	5.27	1900	30	JRTF29DN63S2
552	3	4.93	1860	31	JRTFF29DN63S2
656	3	4.16	1760	33	
0.25kW					
0.15	13300	8831	88000	0.90	
0.17	11500	7643	90000	1.05	JRTFA129BR79DN71S4
0.19	10400	6715	90000	1.15	JRTFAF129R79DN71S4
0.22	9190	5925	90000	1.30	JRTF129R79DN71S4
0.25	7860	5153	90000	1.55	JRTFF129R79DN71S4
0.29	6850	4533	90000	1.75	
0.22	9000	5954	46200	0.85	JRTFA109BR79DN71S4
0.25	7860	5223	49300	1.00	JRTFAF109R79DN71S4
0.28	7090	4567	51400	1.10	JRTF109R79DN71S4
0.37	5370	3521	55500	1.45	JRTFF109R79DN71S4
0.43	4680	3037	57000	1.65	
0.47	4240	3756	57900	1.80	JRTFA109BR79DN71S4
0.55	3650	2369	59100	2.1	JRTFAF109R79DN71S4
0.63	3180	2068	60000	2.4	JRTF109R79DN71S4
0.81	2440	1597	61400	3.2	JRTFF109R79DN71S4
0.93	2110	1401	62000	3.6	
0.45	4530	2907	29200	0.95	
0.51	4050	2553	30600	1.05	
0.58	3560	2245	31900	1.20	
0.66	3100	1970	33100	1.40	JRTFA99BR59DN71S4
0.75	2740	1722	33900	1.55	JRTFAF99R59DN71S4
0.85	2430	1527	34600	1.75	JRTF99R59DN71S4
0.98	2040	1327	35300	2.1	JRTFF99R59DN71S4
1.1	1860	1171	35600	2.3	
1.3	1630	1022	36100	2.6	
0.67	3040	1930	18200	1.00	
0.76	2710	1709	24000	1.10	
0.87	2380	1493	25200	1.25	JRTFA89BR59DN71S4
1.0	1990	1300	26500	1.50	JRTFAF89R59DN71S4
1.1	1780	1148	27100	1.70	JRTF89R59DN71S4
1.3	1550	1010	27700	1.95	JRTFF89R59DN71S4
1.5	1370	887	28100	2.2	
1.7	1200	780	28500	2.5	
1.9	1020	674	28900	2.9	

输出转速 Output speed n_a [r/min]	输出扭矩 Output torque T_a [N·m]	传动比 Ratio i	出轴许用径向负载 Permitted overhung load F_{Ra} [N]	使用系数 Service factor f_B	型号 Model
0.25kW					
1.2	1690	1053	14300	0.90	
1.4	1450	910	16000	1.05	
1.6	1260	810	17100	1.20	JRTFA79BR39DN71S4
1.8	1110	710	17900	1.35	JRTFAF79R39DN71S4
2.1	970	615	18400	1.55	JRTF79R39DN71S4
2.4	850	538	18800	1.75	JRTFF79R39DN71S4
2.7	760	480	19100	2.0	
3.2	645	413	19400	2.3	
2.0	1000	641	2370	0.80	JRTFA69BR39DN71S4
2.3	910	572	9440	0.90	JRTFAF69R39DN71S4
2.6	795	509	10500	1.05	JRTF69R39DN71S4
3.0	685	437	11400	1.20	JRTFF69R39DN71S4
2.6	810	500	10400	1.00	
2.9	740	454	11000	1.10	JRTFA69BR39DN71S4
3.3	635	392	11700	1.30	JRTFAF69R39DN71S4
3.9	535	333	12200	1.55	JRTF69R39DN71S4
4.4	475	297	12500	1.70	JRTFF69R39DN71S4
5.0	420	261	12700	1.95	
5.5	375	238	12900	2.2	
3.4	605	386	9170	1.00	JRTFA59BR39DN71S4
3.8	525	338	9740	1.15	JRTFAF59R39DN71S4
5.1	400	255	10600	1.50	JRTF59R39DN71S4 JRTFF59R39DN71S4
3.4	625	382	8710	0.95	
3.9	535	330	9680	1.10	
4.4	485	298	10000	1.25	JRTFA59BR39DN71S4
5.0	425	262	10400	1.40	JRTFAF59R39DN71S4
5.8	360	226	10800	1.65	JRTF59R39DN71S4
6.5	320	200	11000	1.90	JRTFF59R39DN71S4
7.7	270	170	11300	2.2	
5.2	395	249	6020	1.00	JRTFA49BR19DN71S4
6.0	350	218	6580	1.15	JRTFAF49R19DN71S4
6.7	305	193	7000	1.30	JRTF49R19DN71S4
7.4	280	175	7250	1.45	JRTFF49R19DN71S4
5.1	405	253	5850	1.00	
6.0	355	217	6490	1.10	JRTFA49BR19DN71S4
6.8	310	190	6970	1.30	JRTFAF49R19DN71S4
7.3	290	178	7150	1.40	JRTF49R19DN71S4
8.7	240	149	7520	1.65	JRTFF49R19DN71S4
9.9	210	131	7710	1.90	
8.9	240	145	3640	0.85	JRTFA39BR19DN71S4
10	210	129	4130	0.95	JRTFAF39R19DN71S4
11	193	118	4390	1.05	JRTF39R19DN71S4
13	160	98	4780	1.25	JRTFF39R19DN71S4
15	140	87	4970	1.45	
3.1	765	281.71	19100	1.95	JRTFA79BDN71M6
3.3	715	262.93	19200	2.1	JRTFAF79DN71M6
3.9	615	225.79	19500	2.5	JRTF79DN71M6
4.4	540	198.31	19600	2.8	JRTFF79DN71M6
4.7	510	188.40	19700	2.9	



输出转速 Output speed n_a [r/min]	输出扭矩 Output torque T_a [Nm]	传动比 Ratio i	出轴许用径向负载 Permitted overhung load F_{Ra} [1]	使用系数 Service factor f_B	型号 Model
0.25kW					
3.8	620	228.99	11800	1.30	JRTFA69BDN71M6
4.5	530	195.39	12300	1.55	JRTFAF69DN71M6
5.2	465	170.85	12600	1.75	JRTF69DN71M6
5.4	440	162.31	12700	1.85	JRTFF69DN71M6
6.2	385	142.40	12900	2.1	
5.7	420	228.99	12700	1.95	JRTFA69BDN71S4
6.7	360	195.39	13000	2.3	JRTFAF69DN71S4
7.6	315	170.85	13000	2.6	JRTF69DN71S4
8.0	300	162.31	13000	2.8	JRTFF69DN71S4
9.1	260	142.40	13000	3.1	
4.4	540	199.70	9630	1.10	JRTFA59BDN71M6
4.8	500	183.60	9940	1.20	JRTFAF59DN71M6
5.6	425	157.09	10400	1.40	JRTF59DN71M6
6.5	370	136.16	10800	1.60	JRTFF59DN71M6
6.9	345	127.27	10900	1.75	
8.0	300	110.01	11100	2.0	
6.5	365	199.70	10800	1.65	JRTFA59BDN71S4
7.1	335	183.60	10900	1.80	JRTFAF59DN71S4
8.3	290	157.09	11200	2.1	JRTF59DN71S4
9.6	250	136.16	11400	2.4	JRTFF59DN71S4
10	235	127.27	11500	2.6	
12	200	110.01	11500	3.0	
5.9	405	150.06	5750	1.00	JRTFA49BDN71M6
6.8	355	130.07	6530	1.15	JRTFAF49DN71M6
7.2	330	121.57	6770	1.20	JRTF49DN71M6
8.4	285	105.09	7190	1.40	JRTFF49DN71M6
6.8	350	190.76	6550	1.15	JRTFA49BDN71S4
7.4	320	175.38	6850	1.25	JRTFAF49DN71S4
8.7	275	150.06	7270	1.45	JRTF49DN71S4
10	240	130.07	7540	1.65	JRTFF49DN71S4
11	225	121.57	7640	1.80	
12	193	105.09	7810	2.1	
15	164	89.29	7950	2.4	
10	235	128.51	3690	0.85	JRTFA39BDN71S4
11	215	117.88	4040	0.90	JRTFAF39DN71S4
13	184	100.36	4500	1.10	JRTF39DN71S4
15	159	86.53	4790	1.25	JRTFF39DN71S4
16	148	80.65	4900	1.35	
18	130	70.50	5060	1.55	
20	121	66.09	5120	1.65	
22	107	58.32	5210	1.85	
24	100	54.54	5260	2.0	JRTFA39BDN71S4
25	95	51.70	5280	2.1	JRTFAF39DN71S4
28	86	47.02	5330	2.3	JRTF39DN71S4
30	81	43.83	5360	2.5	JRTFF39DN71S4
34	70	38.31	5400	2.8	
36	66	35.91	5420	3.0	
41	58	31.69	5450	3.4	
46	52	28.09	5430	3.9	
54	44	23.88	5180	4.6	
55	43	23.63	5170	4.6	JRTFA39BDN71S4
63	38	20.57	4960	5.3	JRTFAF39DN71S4
67	35	19.27	4870	5.7	JRTF39DN71S4 JRTFF39DN71S4

输出转速 Output speed n_a [r/min]	输出扭矩 Output torque T_a [Nm]	传动比 Ratio i	出轴许用径向负载 Permitted overhung load F_{Ra} [1] [N]	使用系数 Service factor f_B	型号 Model
0.25kW					
76	31	17.03	4690	6.4	
82	29	15.81	4590	6.9	
91	26	14.33	4460	7.6	
101	24	12.87	4320	8.5	JRTFA39BDN71S4
117	20	11.08	4120	9.3	JRTFAF39DN71S4
125	19	10.42	4050	9.7	JRTF39DN71S4
145	17	8.97	3860	11	JRTFF39DN71S4
175	14	7.44	3630	11	
193	12	6.74	3520	11	
215	11	6.05	3410	12	
249	9.6	5.21	3250	13	
265	9.0	4.90	3190	13	
308	7.7	4.22	3040	14	
18	131	77.21	4500	1.00	
19	123	72.37	4500	1.05	
22	109	63.86	4500	1.20	
25	96	56.62	4480	1.35	JRTFA29BDN71S4
28	85	50.19	4370	1.5	JRTFAF29DN71S4
30	79	46.78	4300	1.65	JRTF29DN71S4
34	69	40.89	4170	1.85	JRTFF29DN71S4
37	65	38.33	4100	2.0	
42	57	33.83	3980	2.3	
48	50	29.56	3850	2.6	
52	46	27.18	3760	2.8	
60	40	23.25	3610	3.3	
70	34	20.15	3480	3.8	
75	32	18.84	3410	4.1	
86	28	16.28	3270	4.7	JRTFA29BDN71S4
102	24	13.84	3120	5.5	JRTFAF29DN71S4
114	21	12.35	3020	6.2	JRTF29DN71S4
133	18	10.55	2890	7.2	JRTFF29DN71S4
142	17	9.88	2830	7.7	
149	16	9.4	2770	8.1	
173	14	8.13	2660	8.9	
203	12	6.91	2530	9.7	
228	10	6.17	2440	10	
267	8.9	5.27	2330	11	
285	8.4	4.93	2280	11	
338	7.1	4.16	2160	12	
339	7.0	8.13	2160	17	
399	6.0	6.91	2050	19	JRTFA29BDN63M2
447	5.3	6.17	1980	20	JRTFAF29DN63M2
523	4.6	5.27	1890	22	JRTF29DN63M2
558	4.3	4.93	1850	22	JRTFF29DN63M2
663	3.6	4.16	1750	24	
0.37kW					
0.21	14900	6715	84800	0.80	
0.23	13100	5925	88300	0.90	JRTFA129BR79DN71M4*
0.27	11300	5153	90000	1.05	JRTFAF129R79DN71M4*
0.30	9850	4533	90000	1.20	JRTF129R79DN71M4*
0.35	8590	3926	90000	1.40	JRTFF129R79DN71M4*
0.40	7510	3454	90000	1.60	
0.46	6570	3031	90000	1.85	

输出转速 Output speed n_a [r/min]	输出扭矩 Output torque T_a [N·m]	传动比 Ratio i	出轴许用径向负载 Permitted overhung load F_{Ra} [N]	使用系数 Service factor f_B	型号 Model
0.37kW					
0.45	6720	3037	52300	1.15	JRTFA109BR79DN71M4*
0.50	6090	2756	53800	1.25	JRTFAF109R79DN71M4*
0.58	5240	2369	55800	1.45	JRTF109R79DN71M4*
0.67	4570	2068	57200	1.70	JRTFF109R79DN71M4*
0.86	3510	1597	59400	2.2	
0.61	5070	2245	5160	0.85	
0.70	4430	1970	29500	0.95	
0.80	3900	1722	31000	1.10	JRTFA99BR59DN71M4*
0.90	3460	1527	32200	1.25	JRTFAF99R59DN71M4*
1.0	2930	1327	33500	1.45	JRTF99R59DN71M4*
1.2	2650	1171	34100	1.60	JRTFF99R59DN71M4*
1.4	2310	1022	34800	1.85	
1.5	1960	898	35500	2.2	
1.1	2870	1300	23400	1.05	JRTFA89BR59DN71M4*
1.2	2550	1148	24600	1.20	JRTFAF89R59DN71M4* JRTF89R59DN71M4*
1.4	2230	1010	25700	1.35	JRTFF89R59DN71M4*
1.6	1970	887	26500	1.50	
1.8	1720	780	27200	1.75	JRTFA89BR59DN71M4*
2.0	1470	674	27900	2.0	JRTFAF89R59DN71M4*
2.3	1340	609	28200	2.2	JRTF89R59DN71M4*
2.7	1130	515	28700	2.7	JRTFF89R59DN71M4*
3.0	1000	452	29000	3.0	
1.7	1810	810	13300	0.85	
1.9	1590	710	15100	0.95	
2.2	1390	615	16400	1.10	JRTFA79BR39DN71M4*
2.6	1210	538	17400	1.25	JRTFAF79R39DN71M4*
2.9	1080	480	18000	1.40	JRTF79R39DN71M4*
3.3	920	413	18600	1.65	JRTFF79R39DN71M4*
3.8	830	367	18900	1.80	
4.3	730	323	19200	2.0	
3.2	980	437	5750	0.85	
3.6	870	384	9880	0.95	JRTFA69BR39DN71M4*
4.1	770	338	10800	1.05	JRTFAF69R39DN71M4*
4.5	685	305	11400	1.20	JRTF69R39DN71M4*
5.4	575	257	12000	1.40	JRTFF69R39DN71M4*
6.0	510	231	12400	1.60	
5.4	570	255	9420	1.05	JRTFA59BR39DN71M4*
6.9	445	201	10300	1.35	JRTFAF59R39DN71M4*
7.6	405	181	10500	1.50	JRTF59R39DN71M4* JRTFF59R39DN71M4*
5.3	605	262	9170	1.00	
6.1	515	226	9810	1.15	JRTFA59BR39DN71M4*
6.9	455	200	10200	1.30	JRTFAF59R39DN71M4*
8.1	385	170	10700	1.55	JRTF59R39DN71M4*
9.1	345	152	10900	1.75	JRTFF59R39DN71M4*
10	300	134	11100	2.0	
7.9	395	175	5990	1.00	JRTFA49BR19DN71M4*
9.4	335	147	6740	1.20	JRTFAF49R19DN71M4*
11	295	130	7110	1.35	JRTF49R19DN71M4* JRTFF49R19DN71M4*

输出转速 Output speed n_a [r/min]	输出扭矩 Output torque T_a [N·m]	传动比 Ratio i	出轴许用径向负载 Permitted overhung load F_{Ra} [N]	使用系数 Service factor f_B	型号 Model
0.37kW					
2.5	1410	270.68	28100	2.1	JRTFA89BDN90S8*
2.7	1330	255.37	28200	2.3	JRTFAF89DN90S8*
3.0	1190	228.93	28600	2.5	JRTF89DN90S8*
3.5	1020	197.20	28900	2.9	JRTFF89DN90S8*
3.3	1060	270.68	28800	2.8	JRTFA89BDN80M6*
3.5	1000	255.37	29000	3.0	JRTFAF89DN80M6*
3.9	900	228.93	29200	3.3	JRTF89DN80M6* JRTFF89DN80M6*
4.0	890	225.79	18700	1.70	
4.5	780	198.31	19100	1.95	JRTFA79BDN80M6*
4.8	740	188.40	19200	2.0	JRTFAF79DN80M6*
5.4	655	166.47	19400	2.3	JRTF79DN80M6*
6.3	560	142.27	19600	2.7	JRTFF79DN80M6*
4.9	720	281.71	19200	2.1	JRTFA79BDN71M4*
5.2	675	262.93	19300	2.2	JRTFAF79DN71M4*
6.1	580	225.79	19500	2.6	JRTF79DN71M4*
7.0	510	198.31	19700	3.0	JRTFF79DN71M4*
4.6	765	195.39	10800	1.05	JRTFA69BDN80M6*
5.3	670	170.85	11500	1.20	JRTFAF69DN80M6*
5.6	635	162.31	11700	1.30	JRTF69DN80M6*
6.3	560	142.40	12100	1.45	JRTFF69DN80M6*
7.4	475	120.79	12500	1.75	
6.0	585	228.99	12000	1.40	
7.1	500	195.39	12400	1.65	JRTFA69BDN71M4*
8.1	435	170.85	12700	1.85	JRTFAF69DN71M4*
8.5	415	162.31	12800	1.95	JRTF69DN71M4*
9.7	365	142.40	12900	2.2	JRTFF69DN71M4*
11	310	120.79	13000	2.7	
5.7	615	157.09	9070	0.95	JRTFA59BDN80M6*
6.6	535	136.16	9680	1.10	JRTFAF59DN80M6*
7.1	500	127.27	9930	1.20	JRTF59DN80M6*
8.2	430	110.01	10400	1.40	JRTFF59DN80M6*
6.9	510	199.70	9850	1.15	
7.5	470	183.60	10100	1.30	
8.8	400	157.09	10600	1.50	JRTFA59BDN71M4*
10	350	136.16	10900	1.70	JRTFAF59DN71M4*
11	325	127.27	11000	1.85	JRTF59DN71M4*
13	280	110.01	11200	2.1	JRTFF59DN71M4*
15	240	93.47	11500	2.5	
17	215	83.46	11500	2.8	
9.2	385	150.06	6140	1.05	
11	335	130.07	6740	1.20	JRTFA49BDN71M4*
13	270	105.09	7320	1.50	JRTFAF49DN71M4*
15	230	89.29	7600	1.75	JRTF49DN71M4*
17	205	79.72	7750	1.95	JRTFF49DN71M4*
20	174	68.09	7900	2.3	
21	167	65.36	7930	2.4	
16	220	86.53	3960	0.90	
17	205	80.65	4200	0.95	JRTFA39BDN71M4*
20	181	70.50	4550	1.10	JRTFAF39DN71M4*
21	169	66.09	4680	1.20	JRTF39DN71M4*
24	149	58.32	4890	1.35	JRTFF39DN71M4*





输出转速 Output speed n_a [r/min]	输出扭矩 Output torque T_a [Nm]	传动比 Ratio i	出轴许用径向负载 Permitted overhung load F_{Ra} [N]	使用系数 Service factor f_B	型号 Model
0.37kW					
25	140	54.54	4970	1.45	
27	132	51.70	5030	1.50	
29	120	47.02	5120	1.65	
31	112	43.83	5180	1.80	JRTFA39BDN71M4*
36	98	38.31	5270	2.0	JRTFAF39DN71M4*
38	92	35.91	5300	2.2	JRTF39DN71M4*
44	81	31.69	5300	2.5	JRTFF39DN71M4*
49	72	28.09	5140	2.8	
58	61	23.88	4930	3.3	
58	61	23.63	4920	3.3	
67	53	20.57	4740	3.8	
72	49	19.27	4650	4.1	
81	44	17.03	4500	4.6	JRTFA39BDN71M4*
87	41	15.81	4400	4.9	JRTFAF39DN71M4*
96	37	14.33	4280	5.4	JRTF39DN71M4*
107	33	12.87	4150	6.1	JRTFF39DN71M4*
125	28	11.08	3970	6.7	
132	27	10.42	3900	6.9	
154	23	8.97	3730	7.6	
186	19	7.44	3510	7.6	
205	17	6.74	3410	8.1	JRTFA39BDN71M4*
228	16	6.05	3300	8.7	JRTFAF39DN71M4*
265	13	5.21	3150	9.4	JRTF39DN71M4*
282	13	4.90	3090	9.6	JRTFF39DN71M4*
327	11	4.22	2950	10	
25	141	56.62	4060	0.90	
28	125	50.19	4000	1.05	JRTFA29BDN71M4
30	117	46.78	3960	1.10	JRTFAF29DN71M4
35	102	40.89	3870	1.25	JRTF29DN71M4
37	96	38.33	3820	1.35	JRTFF29DN71M4
42	84	33.83	3730	1.55	
48	74	29.56	3630	1.75	
52	68	27.18	3560	1.90	
61	58	23.25	3440	2.2	
70	50	20.15	3320	2.6	
75	47	18.84	3270	2.8	
87	41	16.28	3150	3.2	
102	35	13.84	3020	3.8	JRTFA29BDN71M4
115	31	12.35	2930	4.2	JRTFAF29DN71M4
134	26	10.55	2800	4.9	JRTF29DN71M4
143	25	9.88	2750	5.3	JRTFF29DN71M4
150	23	9.4	2690	5.5	
174	20	8.13	2590	6.1	
205	17	6.91	2470	6.6	
229	15	6.17	2390	7.1	
269	13	5.27	2280	7.6	
287	12	4.93	2240	7.8	
340	10	4.16	2120	8.4	
346	10	8.13	2120	12	
407	8.7	6.91	2010	13	JRTFA29BDN71S2
456	7.8	6.17	1940	14	JRTFAF29DN71S2
533	6.6	5.27	1850	15	JRTF29DN71S2
570	6.2	4.93	1820	15	JRTFF29DN71S2
676	5.2	4.16	1720	17	

输出转速 Output speed n_a [r/min]	输出扭矩 Output torque T_a [Nm]	传动比 Ratio i	出轴许用径向负载 Permitted overhung load F_{Ra} [N]	使用系数 Service factor f_B	型号 Model
0.55kW					
0.15	31873	9585	150000	1.00	JRTFA169BR99DN80S4*
0.19	24238	7289	150000	1.32	JRTFAF169R99DN80S4*
0.23	19782	5949	150000	1.62	JRTF169R99DN80S4*
0.31	15067	4531	150000	2.12	JRTFF169R99DN80S4*
					JRTFA159BR99DN80S4*
0.22	20500	6295	92000	0.90	JRTFAF159R99DN80S4*
0.25	17400	5404	102100	1.05	JRTF159R99DN80S4*
0.49	8930	2780	118700	2.0	JRTFF159R99DN80S4*
0.56	7760	2427	120000	2.3	JRTFA159BR99DN80S4*
0.81	5520	1674	120000	3.3	JRTFAF159R99DN80S4*
1.0	4220	1308	120000	4.3	JRTF159R99DN80S4*
1.2	3730	1169	120000	4.8	JRTFF159R99DN80S4*
0.35	13300	3926	88000	0.90	JRTFA129BR79DN80S4*
0.39	11600	3454	90000	1.05	JRTFAF129R79DN80S4*
0.45	10200	3031	90000	1.20	JRTF129R79DN80S4*
					JRTFF129R79DN80S4*
0.57	8100	2369	48700	0.95	
0.66	7070	2068	51400	1.10	
0.74	6110	1826	53800	1.25	
0.85	5440	1597	55300	1.40	JRTFA109BR79DN80S4*
0.97	4750	1401	56900	1.60	JRTFAF109R79DN80S4*
1.1	4160	1243	58100	1.85	JRTF109R79DN80S4*
1.2	3700	1087	59000	2.1	JRTFF109R79DN80S4*
1.4	3180	950	60000	2.4	
1.6	2770	834	60800	2.8	
2.1	2150	640	61900	3.6	
1.0	4530	1327	29200	0.95	
1.2	4060	1171	30600	1.05	
1.3	3550	1022	32000	1.20	JRTFA99BR59DN80S4*
1.5	3050	898	33200	1.40	JRTFAF99R59DN80S4*
1.7	2690	784	34000	1.60	JRTF99R59DN80S4*
2.0	2340	690	34700	1.85	JRTFF99R59DN80S4*
2.2	2060	605	35300	2.1	
2.6	1790	529	35800	2.4	
2.9	1580	467	36100	2.7	
					JRTFA99BR59DN80S4*
					JRTFAF99R59DN80S4*
3.4	1360	406	36500	3.2	JRTF99R59DN80S4*
3.7	1220	363	36700	3.5	JRTFF99R59DN80S4*
1.5	3040	887	18200	1.00	
1.7	2660	780	24200	1.15	JRTFA89BR59DN80S4*
2.0	2290	674	25500	1.30	JRTFAF89R59DN80S4*
2.2	2080	609	26200	1.45	JRTF89R59DN80S4*
2.6	1750	515	27100	1.70	JRTFF89R59DN80S4*
3.0	1540	452	27700	1.95	
3.9	1160	345	28600	2.6	
2.5	1860	538	9980	0.80	JRTFA79BR39DN80S4*
2.8	1660	480	14600	0.90	JRTFAF79R39DN80S4*
3.3	1420	413	16200	1.05	JRTF79R39DN80S4*
3.7	1270	367	17100	1.20	JRTFF79R39DN80S4*
4.2	* 1120	323	17800	1.35	

输出转速 Output speed n_a [r/min]	输出扭矩 Output torque T_a [N·m]	传动比 Ratio i	出轴许用径向负载 Permitted overhung load F_{Ra} [N]	使用系数 Service factor f_B	型号 Model
0.55kW					
5.3	890	257	9660	0.90	JRTFA69BR39DN80S4 *
5.9	790	231	10600	1.05	JRTFAF69R39DN80S4 *
6.6	705	205	11200	1.15	JRTF69R39DN80S4 *
7.8	600	175	11900	1.35	JRTFF69R39DN80S4 *
2.5	2140	276.77	35100	2.0	JRTFA99BDN90L8*
2.7	1960	253.41	35500	2.2	JRTFAF99DN90L8*
3.0	1730	223.88	35900	2.5	JRTF99DN90L8* JRTFF99DN90L8*
2.5	2090	270.68	26200	1.45	JRTFA89BDN90L8*
2.7	1970	255.37	26500	1.50	JRTFAF89DN90L8*
3.0	1770	228.93	27100	1.70	JRTF89DN90L8*
3.5	1520	197.20	27800	1.95	JRTFF89DN90L8*
3.3	1580	270.68	27600	1.90	
3.5	1490	255.37	27800	2.0	JRTFA89BDN90S6*
3.9	1340	228.93	28200	2.2	JRTFAF89DN90S6*
4.6	1150	197.20	28700	2.6	JRTF89DN90S6*
5.0	1050	179.97	28900	2.9	JRTFF89DN90S6*
4.0	1320	225.79	16800	1.15	
4.5	1160	198.31	17600	1.30	JRTFA79BDN90S6*
4.8	1100	188.40	17900	1.35	JRTFAF79DN90S6*
5.4	970	166.47	18400	1.55	JRTF79DN90S6*
6.3	830	142.27	18900	1.80	JRTFF79DN90S6*
6.9	760	130.42	19100	1.95	
6.0	870	225.79	18800	1.70	
6.9	765	198.31	19100	1.95	
7.2	730	188.40	19200	2.1	
8.2	645	166.47	19400	2.3	JRTFA79BDN80S4*
9.6	550	142.27	19600	2.7	JRTFAF79DN80S4*
10	505	130.42	19700	3.0	JRTF79DN80S4*
12	440	114.45	19800	3.4	JRTFF79DN80S4*
13	420	108.46	19800	3.6	
14	365	94.93	19900	4.1	
7.0	755	195.39	10900	1.10	
8.0	660	170.85	11500	1.25	
8.4	625	162.31	11700	1.30	JRTFA69BDN80S4*
9.6	550	142.40	12200	1.50	JRTFAF69DN80S4*
11	465	120.79	12600	1.75	JRTF69DN80S4*
12	420	109.04	12700	1.95	JRTFF69DN80S4*
14	370	95.94	12900	2.2	
15	350	90.59	13000	2.3	
17	310	79.76	13000	2.7	
8.7	605	157.09	9150	1.00	
10	525	136.16	9750	1.15	
11	490	127.27	9980	1.20	
12	425	110.01	10400	1.40	JRTFA59BDN80S4*
15	360	93.47	10800	1.65	JRTFAF59DN80S4*
16	320	83.46	11000	1.85	JRTF59DN80S4*
19	280	72.98	11200	2.1	JRTFF59DN80S4*
20	265	68.22	11300	2.3	
23	230	58.97	11500	2.6	
13	405	105.09	5840	1.00	
15	345	89.29	6620	1.15	
17	310	79.72	6990	1.30	JRTFA49BDN80S4*
20	265	68.09	7370	1.50	JRTFAF49DN80S4*
21	250	65.36	7440	1.60	JRTF49DN80S4*
24	220	56.49	7670	1.85	JRTFF49DN80S4*
28	185	48.00	7850	2.2	
32	166	42.86	7940	2.4	

输出转速 Output speed n_a [r/min]	输出扭矩 Output torque T_a [N·m]	传动比 Ratio i	出轴许用径向负载 Permitted overhung load F_{Ra} [N]	使用系数 Service factor f_B	型号 Model
0.55kW					
23	225	58.32	3890	0.90	
25	210	54.54	4140	0.95	
26	200	51.70	4300	1.00	JRTFA39BDN80S4 *
29	182	47.02	4540	1.10	JRTFAF39DN80S4 *
31	169	43.83	4680	1.20	JRTF39DN80S4 *
36	148	38.31	4900	1.35	JRTFF39DN80S4 *
38	139	35.91	4980	1.45	
43	122	31.69	4990	1.65	
48	109	28.09	4870	1.85	
57	92	23.88	4700	2.2	
58	91	23.63	4690	2.2	
66	79	20.57	4540	2.5	
71	74	19.27	4470	2.7	
80	66	17.03	4340	3.0	
95	55	14.33	4150	3.6	
106	50	12.87	4030	4.0	JRTFA39BDN80S4 *
123	43	11.08	3870	4.4	JRTFAF39DN80S4 *
130	40	10.42	3810	4.6	JRTF39DN80S4 *
152	35	8.97	3650	5.1	JRTFF39DN80S4 *
170	31	8.01	3540	5.5	
183	29	7.44	3440	5.1	
202	26	6.74	3340	5.4	
225	23	6.05	3240	5.8	
261	20	5.21	3100	6.2	
277	19	4.90	3050	6.3	
322	16	4.22	2920	6.8	
361	15	3.77	2820	7.2	
37	144	77.21	3410	0.90	
39	135	72.37	3390	0.95	JRTFA29BDN71M2
44	119	63.86	3340	1.10	JRTFAF29DN71M2
50	105	56.62	3290	1.25	JRTF29DN71M2
56	93	50.19	3230	1.40	JRTFF29DN71M2
62	85	23.25	3180	1.55	
71	74	20.15	3100	1.75	
76	69	18.84	3060	1.9	
88	60	16.28	2970	2.2	
104	51	13.84	2860	2.6	
116	45	12.35	2790	2.9	
136	39	10.55	2680	3.4	JRTFA29BDN80S4
145	36	9.88	2640	3.6	JRTFAF29DN80S4
153	34	9.4	2570	3.8	JRTF29DN80S4
177	30	8.13	2480	4.1	JRTFF29DN80S4
208	25	6.91	2380	4.5	
233	23	6.17	2310	4.8	
272	19	5.27	2210	5.2	
291	18	4.93	2170	5.3	
345	15	4.16	2070	5.7	
348	15	8.13	2060	8.1	
409	13	6.91	1970	8.9	JRTFA29BDN71M2
458	11	6.17	1900	9.5	JRTFAF29DN71M2
536	9.8	5.27	1820	10	JRTF29DN71M2
573	9.2	4.93	1780	10	JRTFF29DN71M2
680	7.7	4.16	1690	11	





输出转速 Output speed n_a [r/min]	输出扭矩 Output torque T_a [N·m]	传动比 Ratio i	出轴许用径向负载 Permitted overhung load F_{Ra} [1] [N]	使用系数 Service factor f_B	型号 Model
0.75kW					
0.19	33294	7289	150000	0.96	JRTFA169BR99DN80M4*
0.23	27171	5949	150000	1.18	JRTFAF169R99DN80M4*
0.30	20696	4531	150000	1.55	JRTF169R99DN80M4*
0.37	17129	3750	150000	1.87	JRTFF169R99DN80M4*
0.45	13977	3060	150000	2.29	
0.50	12300	2780	113600	1.45	JRTFA159BR99DN80M4*
0.57	10700	2427	116200	1.70	JRTFAF159R99DN80M4*
0.82	7580	1674	120000	2.4	JRTF159R99DN80M4*
1.1	5830	1308	120000	3.1	JRTFF159R99DN80M4*
1.2	5170	1169	120000	3.5	
0.46	13800	3031	86900	0.85	JRTFA129BR79DN80M4* JRTFAF129R79DN80M4* JRTF129R79DN80M4* JRTFF129R79DN80M4*
0.52	12400	2672	89600	0.95	JRTFA129BR79DN80M4*
0.59	10900	2357	90000	1.10	JRTFAF129R79DN80M4*
0.68	9390	2038	90000	1.30	JRTF129R79DN80M4 *
0.77	8790	1784	90000	1.45	JRTFF129R79DN80M4 *
0.86	7350	1606	90000	1.65	
0.76	8360	1826	48000	0.90	
0.86	7400	1597	50500	1.05	
0.98	6470	1401	52900	1.20	JRTFA109BR79DN80M4*
1.1	5690	1243	54800	1.35	JRTFAF109R79DN80M4*
1.3	5040	1087	56200	1.50	JRTF109R79DN80M4 *
1.5	4350	950	57700	1.75	JRTFF109R79DN80M4 *
1.7	3800	834	58800	2.00	
2.2	2940	640	60500	2.60	
3.2	2000	436	62200	3.80	
1.4	4810	1022	22800	0.90	
1.5	4150	898	30300	1.05	
1.8	3660	784	31700	1.20	JRTFA99BR59DN80M4 *
2.0	3190	690	32900	1.35	JRTFAF99R59DN80M4 *
2.3	2800	605	33800	1.55	JRTF99R59DN80M4 *
2.6	2440	529	34500	1.75	JRTFF99R59DN80M4 *
3.0	2160	467	35100	2.00	
3.4	1860	406	35600	2.30	
3.8	1670	363	36000	2.60	
2.0	3120	674	14700	0.95	
2.3	2830	609	23600	1.05	JRTFA89BR59DN80M4 *
2.7	2390	515	25200	1.25	JRTFAF89R59DN80M4 *
3.0	2100	452	26100	1.45	JRTF89R59DN80M4 *
4.0	1590	345	27600	1.90	JRTFF89R59DN80M4 *
3.8	1720	367	14100	0.85	JRTFA79BR39DN80M4 *
4.3	1520	323	15600	1.00	JRTFAF79R39DN80M4 *
4.9	1310	280	16900	1.15	JRTF79R39DN80M4 *
					JRTFF79R39DN80M4 *
2.7	2640	254.40	61100	2.9	JRTFA109BDN100M8 JRTFAF109DN100M8 JRTF109DN100M8 JRTFF109DN100M8

输出转速 Output speed n_a [r/min]	输出扭矩 Output torque T_a [N·m]	传动比 Ratio i	出轴许用径向负载 Permitted overhung load F_{Ra} [1] [N]	使用系数 Service factor f_B	型号 Model
0.75kW					
2.5	2870	276.77	33600	1.50	JRTFA99BDN100M8 *
2.7	2630	253.41	34100	1.65	JRTFAF99DN100M8 *
3.1	2320	223.88	34800	1.85	JRTF99DN100M8 *
					JRTFF99DN100M8 *
3.2	2200	276.77	35000	1.95	JRTFA99BDN90M6 *
3.5	2020	253.41	35400	2.1	JRTFAF99DN90M6 *
4.0	1780	223.88	35800	2.4	JRTF99DN90M6 *
					JRTFF99DN90M6 *
3.3	2150	270.68	26000	1.40	
3.5	2030	255.37	26300	1.50	JRTFA89BDN90M6 *
3.9	1820	228.93	27000	1.65	JRTFAF89DN90M6 *
4.6	1570	197.20	27600	1.90	JRTF89DN90M6 *
5.0	1430	179.97	28000	2.1	JRTFF89DN90M6 *
5.6	1270	159.61	28400	2.4	
5.1	1400	270.68	28100	2.1	JRTFA89BDN80M4 *
5.4	1330	255.37	28200	2.3	JRTFAF89DN80M4 *
6.0	1190	228.93	28600	2.5	JRTF89DN80M4 *
					JRTFF89DN80M4 *
4.5	1580	198.31	15200	0.95	
4.8	1500	188.40	15700	1.00	JRTFA79BDN90M6*
5.4	1320	166.47	16800	1.15	JRTFAF79DN90M6*
6.3	1130	142.27	17800	1.30	JRTF79DN90M6*
6.9	1040	130.42	18200	1.45	JRTFF79DN90M6*
6.1	1170	225.79	17600	1.30	
7.0	1030	198.31	18200	1.45	
7.3	980	188.40	18400	1.55	JRTFA79BDN80M4*
8.3	860	166.47	18800	1.75	JRTFAF79DN80M4*
9.7	740	142.27	19200	2.0	JRTF79DN80M4*
11	675	130.42	19300	2.2	JRTFF79DN80M4*
12	595	114.45	19500	2.5	
13	565	108.46	19600	2.7	
8.1	890	170.85	9670	0.90	JRTFA69BDN80M4*
8.5	840	162.31	10100	0.95	JRTFAF69DN80M4*
9.7	740	142.40	11000	1.10	JRTF69DN80M4 *
11	625	120.79	11700	1.30	JRTFF69DN80M4*
13	565	109.04	12100	1.45	
14	500	95.94	12400	1.65	JRTFA69BDN80M4*
15	470	90.59	12500	1.75	JRTFAF69DN80M4*
17	415	79.76	12800	2.0	JRTF69DN80M4 *
20	350	67.65	13000	2.3	JRTFF69DN80M4*
23	315	61.07	13000	2.6	
11	660	127.27	5290	0.90	
13	570	110.01	9420	1.05	
15	485	93.47	10000	1.25	JRTFA59BDN80M4*
17	435	83.46	10400	1.40	JRTFAF59DN80M4*
19	380	72.98	10700	1.60	JRTF59DN80M4 *
20	355	68.22	10800	1.70	JRTFF59DN80M4*
23	305	58.97	11100	1.95	
28	260	50.10	11300	2.3	
31	230	44.73	11400	2.6	
17	415	79.72	5060	0.95	JRTFA49BDN80M4*
20	355	68.09	6520	1.15	JRTFAF49DN80M4*
21	340	65.36	6680	1.20	JRTF49DN80M4 *
					JRTFF49DN80M4*

输出转速 Output speed n_a [r/min]	输出扭矩 Output torque T_a [N·m]	传动比 Ratio i	出轴许用径向负载 Permitted overhung load F_{Ra} [N]	使用系数 Service factor f_B	型号 Model
0.75kW					
24	295	56.49	7120	1.35	
29	250	48.00	7470	1.60	JRTFA49BDN80M4*
32	220	42.86	7640	1.80	JRTFAF49DN80M4*
38	190	36.61	7820	2.1	JRTF49DN80M4*
40	178	34.29	7850	2.2	JRTFF49DN80M4*
48	150	28.88	7540	2.7	
29	245	47.02	3530	0.80	
31	230	43.83	3850	0.90	
36	199	38.31	4310	1.00	JRTFA39BDN80M4 *
38	186	35.91	4480	1.05	JRTFAF39DN80M4 *
44	165	31.69	4620	1.20	JRTF39DN80M4*
49	146	28.09	4540	1.35	JRTFF39DN80M4*
58	124	23.88	4410	1.60	
58	123	23.63	4400	1.65	
67	107	20.57	4290	1.85	JRTFA39BDN80M4 *
72	100	19.27	4240	2.0	JRTFAF39DN80M4 *
81	88	17.03	4130	2.3	JRTF39DN80M4*
96	74	14.33	3970	2.7	JRTFF39DN80M4*
107	67	12.87	3870	3.0	
125	58	11.08	3730	3.3	
132	54	10.42	3680	3.4	
154	47	8.97	3540	3.8	JRTFA39BDN80M4*
205	35	6.74	3250	4.0	JRTFAF39DN80M4*
228	31	6.05	3150	4.3	JRTF39DN80M4*
265	27	5.21	3030	4.6	JRTFF39DN80M4*
282	25	4.90	2970	4.7	
327	22	4.22	2850	5.0	
366	20	3.77	2760	5.4	
351	20	8.13	2000	6.0	
413	17	6.91	1920	6.6	JRTFA29BDN80S2
463	15	6.17	1860	7.0	JRTFAF29DN80S2
542	13	5.27	1780	7.6	JRTF29DN80S2
579	12	4.93	1740	7.8	JRTFF29DN80S2
687	10	4.16	1660	8.3	
62	116	23.25	2900	1.10	
71	100	20.15	2860	1.30	
76	94	18.84	2830	1.40	
88	81	16.28	2770	1.60	
104	69	13.84	2700	1.90	
117	61	12.35	2640	2.1	
136	52	10.55	2560	2.5	JRTFA29BDN80M4
146	49	9.88	2520	2.6	JRTFAF29DN80M4
153	47	9.4	2450	2.8	JRTF29DN80M4
177	40	8.13	2370	3	JRTFF29DN80M4
208	34	6.91	2280	3.3	
234	31	6.17	2220	3.5	
273	26	5.27	2140	3.8	
292	25	4.93	2100	3.9	
346	21	4.16	2010	4.2	

输出转速 Output speed n_a [r/min]	输出扭矩 Output torque T_a [N·m]	传动比 Ratio i	出轴许用径向负载 Permitted overhung load F_{Ra} [N]	使用系数 Service factor f_B	型号 Model
1.1kW					
0.31	30135	4531	150000	1.06	JRTFA169BR99DN90S4*
0.37	24941	3750	150000	1.28	JRTFAF169R99DN90S4*
0.45	20352	3060	150000	1.57	JRTF169R99DN90S4*
0.68	13985	2056	150000	2.29	JRTFF169R99DN90S4*
0.50	18200	2780	99800	1.00	JRTFA159BR99DN90S4* JRTFAF159R99DN90S4* JRTF159R99DN90S4* JRTFF159R99DN90S4*
0.58	16000	2427	105800	1.15	
0.64	14300	2185	109700	1.25	JRTFA159BR99DN90S4*
0.72	12700	1944	112900	1.40	JRTFAF159R99DN90S4*
0.84	11200	1674	115500	1.60	JRTF159R99DN90S4*
1.1	8640	1308	119000	2.1	JRTFF159R99DN90S4*
1.2	7680	1169	120000	2.3	
1.5	6190	953	120000	2.9	JRTFA159BR99DN90S4*
1.7	5450	845	120000	3.3	JRTFAF159R99DN90S4*
3.1	2880	446	120000	6.2	JRTF159R99DN90S4*
4.6	1950	302	120000	9.2	JRTFF159R99DN90S4*
0.69	13800	2038	87000	0.85	
0.79	12000	1784	90000	1.00	
0.87	10800	1606	90000	1.10	JRTFA129BR79DN90S4*
1.0	9350	1390	90000	1.30	JRTFAF129R79DN90S4*
1.1	8170	1220	90000	1.45	JRTF129R79DN90S4*
1.3	7260	1077	90000	1.65	JRTFF129R79DN90S4*
1.1	8360	1243	48000	0.90	
1.3	7370	1087	50600	1.05	JRTFA109BR79DN90S4*
1.5	6390	950	53100	1.20	JRTFAF109R79DN90S4*
1.7	5590	834	55000	1.35	JRTF109R79DN90S4*
1.9	4910	736	56500	1.55	JRTFF109R79DN90S4*
2.2	4310	640	57800	1.80	
2.0	4670	690	27800	0.90	
2.3	4100	605	30500	1.05	JRTFA99BR59DN90S4*
2.7	3580	529	31900	1.20	JRTFAF99R59DN90S4*
3.0	3160	467	32900	1.35	JRTF99R59DN90S4*
3.5	2730	406	33900	1.55	JRTFF99R59DN90S4*
3.8	2450	363	34500	1.75	
3.1	3070	452	16900	1.00	JRTFA89BR59DN90S4*
4.1	2330	345	25400	1.30	JRTFAF89R59DN90S4*
4.7	2020	300	26400	1.50	JRTF89R59DN90S4*
5.6	1670	249	27400	1.80	JRTFF89R59DN90S4*
2.7	3930	254.40	58600	1.95	JRTFA109BDN100L8*
3.2	3330	215.37	59800	2.3	JRTFAF109DN100L8*
3.4	3080	199.31	60200	2.5	JRTF109DN100L8*
3.8	2760	178.64	60800	2.8	JRTFF109DN100L8*
3.3	3160	276.77	32900	1.35	
3.6	2890	253.41	33600	1.50	JRTFA99BDN90L6*
4.1	2560	223.88	34300	1.70	JRTFAF99DN90L6*
4.8	2170	189.92	35100	2.0	JRTF99DN90L6*
5.3	2000	174.87	35400	2.2	JRTFF99DN90L6*
5.1	2080	276.77	35200	2.1	JRTFA99BDN90S4*
5.5	1900	253.41	35600	2.3	JRTFAF99DN90S4*
6.2	1680	223.88	36000	2.6	JRTF99DN90S4*
					JRTFF99DN90S4*



输出转速 Output speed n_a [r/min]	输出扭矩 Output torque T_a [Nm]	传动比 Ratio i	出轴许用径向负载 Permitted overhung load F_{Ra} [N]	使用系数 Service factor f_B	型号 Model
1.1kW					
3.4	3090	270.68	16000	0.95	
3.6	2920	255.37	22700	1.05	JRTFA89BDN90L6 *
4.0	2610	228.93	24400	1.15	JRTFAF89DN90L6 *
4.7	2250	197.20	25700	1.35	JRTF89DN90L6 *
5.1	2050	179.97	26300	1.45	JRTFF89DN90L6 *
5.8	1820	159.61	27000	1.65	
5.2	2030	270.68	26300	1.50	
5.5	1920	255.37	26700	1.55	JRTFA89BDN90S4 *
6.1	1720	228.93	27200	1.75	JRTFAF89DN90S4 *
7.1	1480	197.20	27900	2.0	JRTF89DN90S4 *
					JRTFF89DN90S4 *
7.8	1350	179.97	28200	2.2	JRTFA89BDN90S4 *
8.8	1200	159.61	28500	2.5	JRTFAF89DN90S4 *
10	1010	134.16	29000	3.0	JRTF89DN90S4 *
11	930	123.29	29100	3.2	JRTFF89DN90S4 *
7.1	1490	198.31	15800	1.00	JRTFA79BDN90S4 *
7.4	1410	188.40	16300	1.05	JRTFAF79DN90S4 *
8.4	1250	166.47	17200	1.20	JRTF79DN90S4 *
9.8	1070	142.27	18000	1.40	JRTFF79DN90S4 *
11	980	130.42	18400	1.55	
12	860	114.45	18800	1.75	JRTFA79BDN90S4 *
13	810	108.46	18900	1.85	JRTFAF79DN90S4 *
15	710	94.93	19200	2.1	JRTF79DN90S4 *
16	640	85.52	19400	2.3	JRTFF79DN90S4 *
19	565	75.02	19600	2.7	
12	910	120.79	9460	0.90	
13	820	109.04	10300	1.00	
15	720	95.94	11100	1.15	
15	680	90.59	11400	1.20	
18	600	79.76	11900	1.35	JRTFA69BDN90S4 *
21	510	67.65	12400	1.60	JRTFAF69DN90S4 *
23	460	61.07	12600	1.80	JRTF69DN90S4 *
26	405	53.73	12800	2.0	JRTFF69DN90S4 *
28	380	50.74	12900	2.2	
32	325	43.20	13000	2.5	
36	295	39.26	13000	2.7	
41	255	34.01	13000	2.9	
17	625	83.46	8470	0.95	JRTFA59BDN90S4 *
19	550	72.98	9590	1.10	JRTFAF59DN90S4 *
21	510	68.22	9840	1.15	JRTF59DN90S4 *
24	440	58.97	10300	1.35	JRTFF59DN90S4 *
28	375	50.10	10700	1.60	
31	335	44.73	10700	1.80	JRTFA59BDN90S4 *
37	285	38.21	10400	2.1	JRTFAF59DN90S4 *
39	270	35.79	10200	2.2	JRTF59DN90S4 *
46	225	30.15	9810	2.6	JRTFF59DN90S4 *
					JRTFA49BDN90S4 *
25	425	56.49	3730	0.95	JRTFAF49DN90S4 *
29	360	48.00	6440	1.10	JRTF49DN90S4 *
					JRTFF49DN90S4 *
33	320	42.86	6860	1.25	JRTFA49BDN90S4 *
38	275	36.61	7280	1.45	JRTFAF49DN90S4 *
41	255	34.29	7260	1.55	JRTF49DN90S4 *
48	215	28.88	7040	1.85	JRTFF49DN90S4 *

输出转速 Output speed n_a [r/min]	输出扭矩 Output torque T_a [Nm]	传动比 Ratio i	出轴许用径向负载 Permitted overhung load F_{Ra} [N]	使用系数 Service factor f_B	型号 Model
1.1kW					
45	230	30.86	7130	1.75	
48	220	29.32	7060	1.80	JRTFA49BDN90S4 *
54	193	25.72	6880	2.1	JRTFAF49DN90S4 *
64	164	21.82	6640	2.4	JRTF49DN90S4 *
71	148	19.70	6490	2.7	JRTFF49DN90S4 *
44	240	31.69	3660	0.85	JRTFA39BDN90S4 *
50	210	28.09	3970	0.95	JRTFAF39DN90S4 *
59	179	23.88	3930	1.10	JRTF39DN90S4 *
					JRTFF39DN90S4 *
68	154	20.57	3870	1.30	
73	145	19.27	3840	1.40	JRTFA39BDN90S4 *
82	128	17.03	3780	1.55	JRTFAF39DN90S4 *
98	108	14.33	3680	1.85	JRTF39DN90S4 *
109	97	12.87	3610	2.1	JRTFF39DN90S4 *
126	83	11.08	3500	2.3	
134	78	10.42	3460	2.4	
156	67	8.97	3350	2.6	
175	60	8.01	3260	2.8	JRTFA39BDN90S4 *
208	51	6.74	3090	2.8	JRTFAF39DN90S4 *
231	45	6.05	3010	3.0	JRTF39DN90S4 *
269	39	5.21	2900	3.2	JRTFF39DN90S4 *
286	37	4.90	2860	3.3	
332	32	4.22	2750	3.5	
372	28	3.77	2670	3.7	
72	146	20.15	2440	0.90	
77	136	18.84	2440	0.95	
89	118	16.28	2440	1.10	
105	100	13.84	2410	1.30	
118	89	12.35	2380	1.45	JRTFA29BDN90S4
138	76	10.55	2330	1.70	JRTFAF29DN90S4
147	71	9.88	2310	1.80	JRTF29DN90S4
155	68	9.40	2230	1.90	JRTFF29DN90S4
179	59	8.13	2180	2.1	
211	50	6.91	2120	2.3	
236	45	6.17	2080	2.5	
276	38	5.27	2010	2.6	
295	36	4.93	1990	2.7	
350	30	4.16	1910	2.9	
352	30	8.13	1910	4.1	
414	25	6.91	1840	4.5	JRTFA29BDN80M2
464	23	6.17	1790	4.8	JRTFAF29DN80M2
543	19	5.27	1720	5.2	JRTF29DN80M2
580	18	4.93	1690	5.3	JRTFF29DN80M2
688	15	4.16	1610	5.7	
1.5kW					
0.37	34011	3750	150000	0.94	
0.45	27752	3060	150000	1.15	JRTFA169BR99DN90L4 *
0.68	19071	2056	150000	1.68	JRTFAF169R99DN90L4 *
0.73	17556	1893	150000	1.82	JRTF169R99DN90L4 *
0.89	14504	1564	150000	2.21	JRTFF169R99DN90L4 *

输出转速 Output speed n_a [r/min]	输出扭矩 Output torque T_a [Nm]	传动比 Ratio i	出轴许用径向负载 Permitted overhung load F_{Ra} [N]	使用系数 Service factor f_B	型号 Model
1.5kW					
0.58	21900	2427	86400	0.80	
0.65	19700	2185	95000	0.90	
0.73	17500	1944	101700	1.05	
0.84	15300	1674	107400	1.20	
1.1	11900	1308	114400	1.50	JRTFA159BR99DN90L4*
1.2	10600	1169	116400	1.70	JRTFAF159R99DN90L4*
1.5	8540	953	119100	2.1	JRTF159R99DN90L4*
1.7	7530	845	120000	2.4	JRTFF159R99DN90L4*
3.2	3980	446	120000	4.5	
4.7	2690	302	120000	6.7	
0.88	14800	1606	85000	0.80	
1.0	12800	1390	89000	0.95	
1.2	11200	1220	90000	1.05	JRTFA129BR79DN90L4*
1.3	9910	1077	90000	1.20	JRTFAF129R79DN90L4*
1.5	8520	930	90000	1.40	JRTF129R79DN90L4*
1.7	7500	820	90000	1.60	JRTFF129R79DN90L4*
1.9	6630	727	90000	1.80	
2.2	5960	648	90000	2.0	
1.5	8730	950	46900	0.90	
1.7	7640	834	49900	1.00	
1.9	6730	736	52300	1.15	JRTFA109BR79DN90L4*
2.2	5890	640	54300	1.30	JRTFAF109R79DN90L4*
2.5	5110	560	56100	1.50	JRTF109R79DN90L4*
2.9	4460	489	57500	1.70	JRTFF109R79DN90L4*
3.2	4010	436	58400	1.90	
3.8	3400	370	59600	2.3	
2.7	4880	529	19800	0.90	JRTFA99BR59DN90L4*
3.0	4310	467	29900	1.00	JRTFAF99R59DN90L4*
3.5	3730	406	31500	1.15	JRTF99R59DN90L4*
3.9	3340	363	32500	1.30	JRTFF99R59DN90L4*
4.1	3180	345	11100	0.90	JRTFA89BR59DN90L4*
4.7	2760	300	23900	1.10	JRTFAF89R59DN90L4*
5.7	2290	249	25500	1.30	JRTF89R59DN90L4* JRTFF89R59DN90L4*
2.8	5210	254.40	55900	1.50	JRTFA109BDN112M8*
3.2	4410	215.37	57600	1.75	JRTFAF109DN112M8*
3.5	4080	199.31	58300	1.90	JRTF109DN112M8*
3.9	3660	178.64	59100	2.1	JRTFF109DN112M8*
3.6	3960	254.40	58500	1.95	JRTFA109BDN100L6*
4.3	3350	215.37	59700	2.3	JRTFAF109DN100L6*
4.6	3100	199.31	60200	2.5	JRTF109DN100L6*
5.2	2780	178.64	60800	2.8	JRTFF109DN100L6*
3.3	4310	276.77	29900	1.00	
3.6	3950	253.41	30900	1.10	JRTFA99BDN100L6*
4.1	3490	223.88	32100	1.25	JRTFAF99DN100L6*
4.8	2960	189.92	33400	1.45	JRTF99DN100L6*
5.3	2720	174.87	33900	1.60	JRTFF99DN100L6*
5.1	2810	276.77	33700	1.55	
5.6	2570	253.41	34300	1.65	JRTFA99BDN90L4*
6.3	2270	223.88	34900	1.90	JRTFAF99DN90L4*
7.4	1930	189.92	35500	2.2	JRTF99DN90L4*
8.1	1780	174.87	35800	2.4	JRTFF99DN90L4*
5.2	2750	270.68	23900	1.10	JRTFA99BDN90L4*
5.5	2590	255.37	24500	1.15	JRTFAF99DN90L4*
6.2	2330	228.93	25400	1.30	JRTF99DN90L4*
7.2	2000	197.20	26400	1.50	JRTFF99DN90L4*

输出转速 Output speed n_a [r/min]	输出扭矩 Output torque T_a [Nm]	传动比 Ratio i	出轴许用径向负载 Permitted overhung load F_{Ra} [N]	使用系数 Service factor f_B	型号 Model
1.5kW					
7.8	1830	179.97	26900	1.65	
8.8	1620	159.61	27500	1.85	JRTFA89BDN90L4*
11	1360	134.16	28200	2.2	JRTFAF89DN90L4*
13	1110	109.49	28700	2.7	JRTF89DN90L4*
14	990	97.89	29000	3.0	JRTFF89DN90L4*
8.5	1690	166.47	14300	0.90	JRTFA79BDN90L4*
9.9	1450	142.27	16100	1.05	JRTFAF79DN90L4*
11	1320	130.42	16800	1.15	JRTF79DN90L4*
12	1160	114.45	17600	1.30	JRTFF79DN90L4*
13	1100	108.46	17900	1.35	
15	960	94.93	18400	1.55	
16	870	85.52	18800	1.75	
19	760	75.02	19100	1.95	JRTFA79BDN90L4*
19	735	72.50	19200	2.0	JRTFAF79DN90L4*
21	675	66.46	19300	2.2	JRTF79DN90L4*
24	595	58.32	19500	2.5	JRTFF79DN90L4*
26	560	55.27	19600	2.7	
29	490	48.37	19700	3.0	
32	445	43.58	19800	3.4	
37	390	38.23	19900	3.9	
39	370	36.58	19900	3.0	JRTFA79BDN90L4* JRTFAF79DN90L4*
45	320	31.51	20000	4.3	JRTF79DN90L4* JRTFF79DN90L4*
16	920	90.59	9300	0.90	
18	810	79.76	10400	1.00	
21	685	67.65	11400	1.20	JRTFA69BDN90L4*
23	620	61.07	11800	1.30	JRTFAF69DN90L4*
26	545	53.73	12200	1.50	JRTF69DN90L4*
28	515	50.74	12300	1.60	JRTFF69DN90L4*
33	440	43.20	12700	1.85	
36	400	39.26	12800	1.95	
39	370	36.30	12900	2.2	JRTFA69BDN90L4*
44	325	32.08	13000	2.5	JRTFAF69DN90L4*
51	280	27.41	13000	2.9	JRTF69DN90L4*
56	255	25.13	13000	3.2	JRTFF69DN90L4*
24	600	58.97	9210	1.00	
28	510	50.10	9860	1.20	JRTFA59BDN90L4*
32	455	44.73	9990	1.30	JRTFAF59DN90L4*
37	390	38.21	9740	1.55	JRTF59DN90L4*
39	365	35.79	9620	1.65	JRTFF59DN90L4*
47	305	30.15	9310	1.95	
33	435	42.86	5750	0.90	JRTFA49BDN90L4*
39	370	36.61	6300	1.10	JRTFAF49DN90L4*
41	350	34.29	6580	1.15	JRTF49DN90L4*
49	295	28.88	6500	1.35	JRTFF49DN90L4*
46	315	30.86	6550	1.30	
48	300	29.32	6510	1.35	
55	260	25.72	6390	1.55	JRTFA49BDN90L4*
65	220	21.82	6230	1.80	JRTFAF49DN90L4*
72	200	19.70	6110	2.0	JRTF49DN90L4*
81	176	17.33	5970	2.3	JRTFF49DN90L4*
86	166	16.36	5900	2.4	
101	142	13.93	5700	2.8	





输出转速 Output speed n_a [r/min]	输出扭矩 Output torque T_a [Nm]	传动比 Ratio i	出轴许用径向负载 Permitted overhung load F_{Ra} [1] [N]	使用系数 Service factor f_B	型号 Model
1.5kW					
69	210	20.57	3410	0.95	
73	196	19.27	3410	1.00	
83	173	17.03	3400	1.15	JRTFA39BDN90L4 *
98	146	14.33	3350	1.35	JRTFAF39DN90L4 *
110	131	12.87	3310	1.55	JRTF39DN90L4 *
127	113	11.08	3250	1.70	JRTFF39DN90L4 *
135	106	10.42	3220	1.75	
157	91	8.97	3140	1.90	
176	81	8.01	3080	2.1	
209	69	6.74	2920	2.0	
233	62	6.05	2850	2.2	JRTFA39BDN90L4 *
271	53	5.21	2770	2.4	JRTFAF39DN90L4 *
288	50	4.90	2730	2.4	JRTF39DN90L4 *
334	43	4.22	2640	2.6	JRTFF39DN90L4 *
374	38	3.77	2570	2.7	
106	136	13.84	2090	0.95	
118	121	12.35	2090	1.05	
138	103	10.55	2090	1.25	
148	97	9.88	2080	1.35	JRTFA29BDN90L4
155	92	9.4	1990	1.40	JRTFAF29DN90L4
180	80	8.13	1970	1.55	JRTF29DN90L4
212	68	6.91	1940	1.70	JRTFF29DN90L4
237	60	6.17	1920	1.80	
277	52	5.27	1880	1.95	
296	48	4.93	1860	2.0	
352	41	4.16	1800	2.1	
355	40	8.13	1800	3.0	
418	34	6.91	1740	3.3	JRTFA29BDN90S2
468	31	6.17	1700	3.6	JRTFAF29DN90S2
548	26	5.27	1640	3.8	JRTF29DN90S2
585	24	4.93	1620	3.9	JRTFF29DN90S2
694	21	4.16	1550	4.2	
2.2kW					
0.56	32970	2514	150000	0.97	
0.69	27574	2056	150000	1.16	
0.74	25383	1893	150000	1.26	JRTFA169BR99DN100S4 *
0.90	20970	1564	150000	1.53	JRTFAF169R99DN100S4 *
0.98	19304	1439	150000	1.66	JRTF169R99DN100S4 *
1.15	16398	1223	150000	1.95	JRTFF169R99DN100S4 *
1.34	14068	1049	150000	2.27	
0.98	18900	1441	97500	0.95	JRTFA159BR99DN100S4* JRTFAF159R99DN100S4* JRTF159R99DN100S4* JRTFF159R99DN100S4*
1.1	17600	1308	101400	1.00	
1.2	15700	1169	106500	1.15	JRTFA159BR99DN100S4*
1.5	12700	953	112800	1.40	JRTFAF159R99DN100S4*
1.7	11200	845	115400	1.60	JRTF159R99DN100S4*
1.9	10100	764	117100	1.80	JRTFF159R99DN100S4*
2.1	9020	680	128600	2.0	

输出转速 Output speed n_a [r/min]	输出扭矩 Output torque T_a [Nm]	传动比 Ratio i	出轴许用径向负载 Permitted overhung load F_{Ra} [1] [N]	使用系数 Service factor f_B	型号 Model
2.2kW					
2.5	7610	576	120000	2.4	
3.2	5940	446	120000	3.0	JRTFA159BR99DN100S4*
4.7	4020	302	120000	4.5	JRTFAF159R99DN100S4*
5.2	3630	273	120000	5.0	JRTF159R99DN100S4*
6.1	3060	232	120000	5.9	JRTFF159R99DN100S4*
7.2	2590	197	120000	6.9	
1.3	14600	1077	85300	0.80	
1.5	12600	930	89300	0.95	
1.7	11100	820	90000	1.10	JRTFA129BR79DN100S4*
1.9	9830	727	90000	1.20	JRTFAF129R79DN100S4*
2.2	8810	648	90000	1.35	JRTF129R79DN100S4*
2.6	7460	549	90000	1.60	JRTFF129R79DN100S4*
2.8	6720	495	90000	1.80	
3.3	5810	428	90000	2.1	
2.2	8700	640	47000	0.90	
2.5	7580	560	50100	1.00	JRTFA109BR79DN100S4*
2.9	6610	489	52500	1.15	JRTFAF109R79DN100S4*
3.2	5930	436	54200	1.30	JRTF109R79DN100S4*
3.8	5030	370	56300	1.55	JRTFF109R79DN100S4*
4.2	4520	333	57300	1.70	
3.9	4940	363	16500	0.85	JRTFA99BR59DN100S4*
4.9	3890	285	31100	1.10	JRTFAF99R59DN100S4* JRTF99R59DN100S4*
5.8	3340	245	32500	1.30	JRTFF99R59DN100S4*
2.8	7640	254.40	49900	1.00	JRTFA109BDN132S8*
3.2	6460	215.37	52900	1.20	JRTFAF109DN132S8*
3.5	5980	199.31	54100	1.30	JRTF109DN132S8*
3.9	5360	178.64	55500	1.45	JRTFF109DN132S8*
3.7	5690	254.40	54800	1.35	JRTFA109BDN112M6 *
4.4	4810	215.37	56700	1.60	JRTFAF109DN112M6 *
4.7	4450	199.31	57500	1.70	JRTF109DN112M6 *
5.3	3990	178.64	58400	1.90	JRTFF109DN112M6 *
5.5	3790	254.40	58900	2.0	JRTFA109BDN100S4*
6.6	3210	215.37	60000	2.4	JRTFAF109DN100S4*
7.1	2970	199.31	60400	2.6	JRTF109DN100S4*
7.9	2660	178.64	61000	2.9	JRTFF109DN100S4*
4.2	5000	223.88	12400	0.85	JRTFA99BDN112M6 *
4.9	4240	189.92	30100	1.00	JRTFAF99DN112M6 *
5.4	3910	174.87	31000	1.10	JRTF99DN112M6 *
6.0	3490	156.30	32100	1.25	JRTFF99DN112M6 *
5.1	4120	276.77	30400	1.05	
5.6	3780	253.41	31400	1.15	
6.3	3340	223.88	32500	1.30	JRTFA99BDN100S4*
7.4	2830	189.92	33700	1.50	JRTFAF99DN100S4*
8.1	2610	174.87	34200	1.65	JRTF99DN100S4*
9.0	2330	156.30	34800	1.85	JRTFF99DN100S4*
10	2100	140.71	35200	2.0	
11	1900	127.42	35600	2.3	
7.2	2940	197.20	22000	1.00	JRTFA89BDN100S4*
7.8	2680	179.97	24200	1.10	JRTFAF89DN100S4*
8.8	2380	159.61	25200	1.25	JRTF89DN100S4*
11	2000	134.16	26400	1.50	JRTFF89DN100S4*

输出转速 Output speed n_a [r/min]	输出扭矩 Output torque T_a [N m]	传动比 Ratio i	出轴许用径向负载 Permitted overhung load F_{Ra} [N]	使用系数 Service factor f_B	型号 Model
2.2kW					
11	1840	123.29	26900	1.65	
13	1630	109.49	27500	1.85	
14	1460	97.89	27900	2.1	
16	1310	88.01	28300	2.3	JRTFA89BDN100S4*
18	1140	76.39	27800	2.6	JRTFAF89DN100S4*
21	1020	68.40	27100	2.9	JRTF89DN100S4*
25	850	56.75	25900	3.5	JRTFF89DN100S4*
28	750	50.36	25200	3.9	
31	675	45.28	24500	4.2	
12	1710	114.45	14200	0.90	JRTFA79BDN100S4*
13	1620	108.46	14900	0.95	JRTFAF79DN100S4*
15	1410	94.93	16300	1.05	JRTF79DN100S4*
16	1270	85.52	17100	1.20	JRTFF79DN100S4*
19	1120	75.02	17800	1.35	
21	990	66.46	18300	1.50	JRTFA79BDN100S4*
24	870	58.32	18800	1.75	JRTFAF79DN100S4*
26	820	55.27	18900	1.80	JRTF79DN100S4*
29	720	48.37	19200	2.1	JRTFF79DN100S4*
32	650	43.58	19400	2.3	
39	545	36.58	19600	2.0	JRTFA79BDN100S4*
45	470	31.51	19700	2.9	JRTFAF79DN100S4*
49	430	28.75	19800	3.3	JRTF79DN100S4*
55	380	25.50	19900	4.0	JRTFF79DN100S4*
23	910	61.07	9420	0.90	
26	800	53.73	10500	1.00	JRTFA69BDN100S4*
28	755	50.74	10800	1.10	JRTFAF69DN100S4*
33	645	43.20	11600	1.25	JRTF69DN100S4*
36	585	39.26	12000	1.35	JRTFF69DN100S4*
41	505	34.01	12400	1.45	
44	480	32.08	12500	1.70	
51	410	27.41	12800	2.0	JRTFA69BDN100S4*
56	375	25.13	12900	2.2	JRTFAF69DN100S4*
64	330	22.05	13000	2.5	JRTF69DN100S4*
67	310	20.90	13000	2.6	JRTFF69DN100S4*
77	275	18.29	13000	3.0	
32	665	44.73	4480	0.90	JRTFA59BDN100S4*
37	570	38.21	8660	1.05	JRTFAF59DN100S4*
39	535	35.79	8620	1.15	JRTF59DN100S4*
47	450	30.15	8460	1.30	JRTFF59DN100S4*
56	370	24.96	8240	1.55	JRTFA59BDN100S4*
67	315	21.17	8020	1.90	JRTFAF59DN100S4*
74	285	19.11	7870	2.1	JRTF59DN100S4*
84	250	16.81	7670	2.4	JRTFF59DN100S4*
89	235	15.88	7580	2.5	
55	385	25.72	5560	1.05	JRTFA49BDN100S4*
65	325	21.82	5520	1.25	JRTFAF49DN100S4*
72	295	19.70	5480	1.35	JRTF49DN100S4*
81	260	17.33	5410	1.55	JRTFF49DN100S4*
86	245	16.36	5370	1.65	
101	210	13.93	5250	1.95	JRTFA49BDN100S4*
111	189	12.66	5170	2.1	JRTFAF49DN100S4*
129	163	10.97	5040	2.5	JRTF49DN100S4*
157	133	8.96	4740	2.5	JRTFF49DN100S4*

输出转速 Output speed n_a [r/min]	输出扭矩 Output torque T_a [N m]	传动比 Ratio i	出轴许用径向负载 Permitted overhung load F_{Ra} [N]	使用系数 Service factor f_B	型号 Model
2.2kW					
98	215	14.33	2790	0.95	
110	192	12.87	2810	1.05	
127	165	11.08	2820	1.15	
135	155	10.42	2810	1.20	
157	134	8.97	2790	1.30	JRTFA39BDN100S4*
176	119	8.01	2770	1.40	JRTFAF39DN100S4*
209	100	6.74	2630	1.40	JRTF39DN100S4*
233	90	6.05	2590	1.50	JRTFF39DN100S4*
271	78	5.21	2540	1.60	
288	73	4.90	2520	1.65	
334	63	4.22	2460	1.75	
374	56	3.77	2400	1.85	
178	118	16.28	1720	1.10	
210	100	13.84	1730	1.30	
235	89	12.35	1730	1.45	
275	76	10.55	1710	1.70	JRTFA29BDN90L2
294	71	9.88	1700	1.80	JRTFAF29DN90L2
357	59	8.13	1610	2.1	JRTF29DN90L2
421	50	6.91	1580	2.3	JRTFF29DN90L2
471	45	6.17	1560	2.4	
552	38	5.27	1520	2.6	
589	36	4.93	1500	2.7	
699	30	4.16	1460	2.9	
3.0kW					
0.90	28596	1564	150000	1.12	
0.98	26324	1439	150000	1.22	
1.15	22361	1223	150000	1.43	JRTFA169BR99DN100L4*
1.34	19183	1049	150000	1.67	JRTFAF169R99DN100L4*
1.50	17134	937	150000	1.87	JRTF169R99DN100L4*
1.68	15376	841	150000	2.08	JRTFF169R99DN100L4*
2.01	12847	703	150000	2.49	
1.2	21700	1169	87200	0.85	JRTFA159BR99DN100L4*
1.5	17600	953	101300	1.00	JRTFAF159R99DN100L4* JRTF159R99DN100L4* JRTFF159R99DN100L4*
1.7	15600	845	106700	1.15	JRTFA159BR99DN100L4*
1.8	14100	764	110100	1.30	JRTFAF159R99DN100L4*
2.1	12500	680	113200	1.45	JRTF159R99DN100L4*
2.4	10600	576	116400	1.70	JRTFF159R99DN100L4*
3.1	8250	446	119500	2.2	
4.6	5580	302	120000	3.2	JRTFA159BR99DN100L4*
5.1	5040	273	120000	3.6	JRTFAF159R99DN100L4*
6.1	4250	232	120000	4.2	JRTF159R99DN100L4*
7.1	3610	197	120000	5.0	JRTFF159R99DN100L4*
1.9	13600	727	87400	0.90	JRTFA129BR79DN100L4*
2.2	12200	648	90000	1.00	JRTFAF129R79DN100L4*
2.5	10300	549	90000	1.15	JRTF129R79DN100L4*
2.8	9270	495	90000	1.30	JRTFF129R79DN100L4*
3.2	8170	436	48500	0.95	JRTFA109BR79DN100L4*
3.8	6930	370	51800	1.10	JRTFAF109R79DN100L4*
4.2	6240	333	53500	1.25	JRTF109R79DN100L4*
4.8	5460	291	55300	1.40	JRTFF109R79DN100L4*



输出转速 Output speed n_a [r/min]	输出扭矩 Output torque T_a [N m]	传动比 Ratio i	出轴许用径向负载 Permitted overhung load F_{Ra} [N]	使用系数 Service factor f_B	型号 Model
3.0kW					
3.7	7750	254.40	49600	1.00	JRTFA109BDN132S6 *
4.4	6560	215.37	52700	1.15	JRTFAF109DN132S6 *
4.7	6070	199.31	53900	1.25	JRTF109DN132S6 *
5.3	5440	178.64	55300	1.40	JRTFF109DN132S6 *
5.5	5210	254.40	55900	1.50	
6.5	4410	215.37	57600	1.75	JRTFA109BDN100L4*
7.0	4080	199.31	58300	1.90	JRTFAF109DN100L4 *
7.8	3660	178.64	59100	2.1	JRTF109DN100L4 *
8.7	3300	161.28	59800	2.3	JRTFF109DN100L4 *
6.2	4580	223.88	29000	0.95	JRTFA99BDN100L4 *
7.4	3890	189.92	31100	1.10	JRTFAF99DN100L4 *
8.0	3580	174.87	31900	1.20	JRTF99DN100L4 *
					JRTFF99DN100L4 *
9.0	3200	156.30	32800	1.35	JRTFA99BDN100L4 *
9.9	2880	140.71	33600	1.50	JRTFAF99DN100L4 *
11	2610	127.42	34200	1.65	JRTF99DN100L4 *
					JRTFF99DN100L4 *
12	2310	112.99	34800	1.85	JRTFA99BDN100L4 *
14	2090	102.16	35200	2.1	JRTFAF99DN100L4 *
16	1840	89.85	35700	2.3	JRTF99DN100L4 *
					JRTFF99DN100L4 *
10	2750	134.16	23900	1.10	JRTFA89BDN100L4 *
11	2520	123.29	24700	1.20	JRTFAF89DN100L4 *
13	2240	109.49	25700	1.35	JRTF89DN100L4 *
					JRTFF89DN100L4 *
14	2000	97.89	26400	1.50	
16	1800	88.01	26900	1.65	JRTFA89BDN100L4 *
18	1560	76.39	26300	1.90	JRTFAF89DN100L4 *
20	1400	68.40	25700	2.1	JRTF89DN100L4 *
25	1160	56.75	24800	2.6	JRTFF89DN100L4 *
28	1030	50.36	24100	2.8	
16	1750	85.52	13800	0.85	JRTFA79BDN100L4 *
19	1540	75.02	15500	1.00	JRTFAF79DN100L4 *
21	1360	66.46	16600	1.10	JRTF79DN100L4 *
24	1190	58.32	17500	1.25	JRTFF79DN100L4 *
25	1130	55.27	17800	1.35	JRTFA79BDN100L4 *
29	990	48.37	18300	1.50	JRTFAF79DN100L4 *
32	890	43.58	18700	1.70	JRTF79DN100L4 *
37	780	38.23	19000	1.90	JRTFF79DN100L4 *
38	750	36.58	19100	1.50	
44	645	31.51	19400	2.1	JRTFA79BDN100L4 *
49	590	28.75	19500	2.4	JRTFAF79DN100L4 *
55	520	25.50	19700	2.9	JRTF79DN100L4 *
65	440	21.43	19800	3.4	JRTFF79DN100L4 *
32	880	0	9690	0.95	JRTFA69BDN100L4 *
36	800	43.2 39.26	10500	0.95	JRTFAF69DN100L4 *
41	695	34.01	11300	1.05	JRTF69DN100L4 *
					JRTFF69DN100L4 *
44	655	32.08	11600	1.25	JRTFA69BDN100L4 *
51	560	27.41	12100	1.45	JRTFAF69DN100L4 *
56	515	25.13	12300	1.60	JRTF69DN100L4 * JRTFF69DN100L4 *

输出转速 Output speed n_a [r/min]	输出扭矩 Output torque T_a [N m]	传动比 Ratio i	出轴许用径向负载 Permitted overhung load F_{Ra} [N]	使用系数 Service factor f_B	型号 Model
3.0kW					
63	450	22.05	12600	1.80	
67	430	20.90	12700	1.90	JRTFA69BDN100L4 *
77	375	18.29	12900	2.2	JRTFAF69DN100L4 *
85	335	16.48	13000	2.4	JRTF69DN100L4 *
97	295	14.46	13000	2.8	JRTFF69DN100L4 *
56	510	24.96	7440	1.15	
66	435	21.17	7340	1.40	
73	390	19.11	7260	1.55	JRTFA59BDN100L4 *
83	345	16.81	7140	1.75	JRTFAF59DN100L4 *
88	325	15.88	7080	1.85	JRTF59DN100L4 *
104	275	13.52	6890	2.2	JRTFF59DN100L4 *
114	250	12.29	6780	2.4	
132	220	10.64	6590	2.8	
71	405	19.70	4750	1.00	
81	355	17.33	4760	1.15	JRTFA49BDN100L4 *
86	335	16.36	4760	1.20	JRTFAF49DN100L4 *
100	285	13.93	4740	1.40	JRTF49DN100L4 *
111	260	12.66	4700	1.55	JRTFF49DN100L4 *
128	225	10.97	4640	1.80	
156	183	8.96	4370	1.80	
126	225	11.08	2320	0.85	
134	215	10.42	2350	0.85	
156	184	8.97	2390	0.95	
175	164	8.01	2410	1.05	JRTFA39BDN100L4 *
208	138	6.74	2290	1.00	JRTFAF39DN100L4 *
231	124	6.05	2300	1.10	JRTF39DN100L4 *
269	107	5.21	2290	1.15	JRTFF39DN100L4 *
286	100	4.90	2280	1.20	
332	86	4.22	2250	1.25	
372	77	3.77	2220	1.35	
4.0kW					
1.2	29295	1223	150000	1.09	
1.4	25132	1049	150000	1.27	JRTFA169BR99DN112M4*
1.5	22447	937	150000	1.43	JRTFAF169R99DN112M4*
1.7	20144	841	150000	1.59	JRTF169R99DN112M4*
2.0	16831	703	150000	1.90	JRTFF169R99DN112M4*
2.7	12800	534	150000	2.50	
1.7	20600	845	91500	0.85	
1.9	18600	764	98300	0.95	
2.1	16600	680	104200	1.10	JRTFA159BR99DN112M4*
2.5	14000	576	110300	1.30	JRTFAF159R99DN112M4*
3.2	10900	446	115900	1.65	JRTF159R99DN112M4*
4.7	7390	302	120000	2.4	JRTFF159R99DN112M4*
5.2	6670	273	120000	2.7	
6.1	5640	232	120000	3.2	
7.2	4780	197	120000	3.8	
2.6	13600	549	87400	0.90	JRTFA129BR79DN112M4*
2.9	12200	495	90000	1.00	JRTFAF129R79DN112M4*
3.3	10600	428	90000	1.15	JRTF129R79DN112M4*
3.8	9270	376	90000	1.30	JRTFF129R79DN112M4*

输出转速 Output speed n_a [r/min]	输出扭矩 Output torque T_a [Nm]	传动比 Ratio i	出轴许用径向负载 Permitted overhung load F_{Ra} [N]	使用系数 Service factor f_B	型号 Model
4.0kW					
4.3	8230	333	48300	0.95	JRTFA109BR79DN112M4*
4.9	7190	291	51100	1.05	JRTFAF109R79DN112M4*
5.6	6310	255	53300	1.20	JRTF109R79DN112M4* JRTFF109R79DN112M4*
4.2	9060	170.83	90000	1.30	JRTFA129BDN132ML8*
4.7	8150	153.67	90000	1.45	JRTFAF129DN132ML8*
5.7	6650	125.37	90000	1.80	JRTF129DN132ML8* JRTFF129DN132ML8*
5.6	6840	254.40	52000	1.10	
6.6	5790	215.37	54500	1.35	
7.1	5360	199.31	55500	1.45	
7.9	4810	178.64	56700	1.60	JRTFA109BDN112M4*
8.8	4340	161.28	57700	1.75	JRTFAF109DN112M4*
9.7	3940	146.49	58500	1.95	JRTF109DN112M4* JRTFF109DN112M4*
11	3500	129.97	59400	2.2	
12	3170	117.94	60100	2.4	
14	2730	101.38	60900	2.8	
8.1	4700	174.87	26600	0.90	JRTFA99BDN112M4*
9.1	4200	156.30	30200	1.00	JRTFAF99DN112M4*
10	3780	140.71	31400	1.15	JRTF99DN112M4*
11	3430	127.42	32300	1.25	JRTFF99DN112M4*
13	3040	112.99	33200	1.40	
14	2750	102.16	33900	1.55	
15	2620	97.58	34100	1.65	JRTFA99BDN112M4*
16	2420	89.85	34600	1.80	JRTFAF99DN112M4*
18	2160	80.31	35100	2.0	JRTF99DN112M4* JRTFF99DN112M4*
20	1940	72.29	35500	2.2	
22	1760	65.47	35800	2.4	
13	2950	109.49	21700	1.00	JRTFA89BDN112M4*
15	2630	97.89	24300	1.15	JRTFAF89DN112M4*
16	2370	88.01	24600	1.25	JRTF89DN112M4* JRTFF89DN112M4*
19	2050	76.39	24200	1.45	
21	1840	68.40	23900	1.65	JRTFA89BDN112M4*
25	1530	56.75	23200	1.95	JRTFAF89DN112M4*
28	1350	50.36	22800	2.2	JRTF89DN112M4* JRTFF89DN112M4*
31	1220	45.28	22300	2.3	
21	1790	66.46	13400	0.85	JRTFA79BDN112M4*
24	1570	58.32	15200	0.95	JRTFAF79DN112M4*
26	1490	55.27	15800	1.00	JRTF79DN112M4*
29	1300	48.37	16900	1.15	JRTFF79DN112M4*
33	1170	43.58	17600	1.30	
37	1030	38.23	18200	1.45	JRTFA79BDN112M4*
42	910	33.74	18600	1.65	JRTFAF79DN112M4*
47	800	29.91	19000	1.85	JRTF79DN112M4* JRTFF79DN112M4*
56	685	25.54	19300	2.1	
45	850	31.51	18800	1.65	
49	775	28.75	19100	1.85	JRTFA79BDN112M4*
56	685	25.50	19300	2.2	JRTFAF79DN112M4*
66	575	21.43	19500	2.6	JRTF79DN112M4*
72	530	19.70	19600	2.8	JRTFF79DN112M4*

输出转速 Output speed n_a [r/min]	输出扭矩 Output torque T_a [Nm]	传动比 Ratio i	出轴许用径向负载 Permitted overhung load F_{Ra} [N]	使用系数 Service factor f_B	型号 Model
4.0kW					
52	735	27.41	11000	1.10	
57	675	25.13	11400	1.20	
64	595	22.05	11900	1.40	
68	560	20.90	12100	1.45	
78	490	18.29	12400	1.65	
86	445	16.48	12700	1.85	
98	390	14.46	12900	2.1	
111	345	12.76	13000	2.4	
126	305	11.31	13000	2.7	JRTFA69BDN112M4*
147	260	9.66	13000	3.2	JRTFAF69DN112M4*
156	245	9.08	13000	2.2	JRTF69DN112M4* JRTFF69DN112M4*
165	230	8.60	12800	2.5	
189	205	7.53	12400	3.0	
209	183	6.78	12100	3.4	
239	160	5.95	11700	3.8	
270	141	5.25	11400	4.2	
305	125	4.66	11000	4.5	
357	107	3.97	10600	4.7	
67	570	21.17	6490	1.05	
74	515	19.11	6490	1.15	JRTFA59BDN112M4*
84	450	16.81	6450	1.35	JRTFAF59DN112M4*
89	425	15.88	6430	1.40	JRTF59DN112M4* JRTFF59DN112M4*
105	365	13.52	6340	1.65	
116	330	12.29	6270	1.80	
133	285	10.64	6150	2.1	
153	250	9.31	5850	1.70	JRTFA59BDN112M4*
173	220	8.19	5730	1.90	JRTFAF59DN112M4*
184	210	7.73	5680	2.0	JRTF59DN112M4* JRTFF59DN112M4*
216	177	6.58	5510	2.4	
237	161	5.98	5410	2.6	
274	139	5.18	5250	3.0	
1.5	30696	937	150000	1.04	
1.7	27602	841	150000	1.16	JRTFA169BR99DN132S4*
2.0	23062	703	150000	1.39	JRTFAF169R99DN132S4* JRTF169R99DN132S4*
2.3	20446	623	150000	1.57	JRTFF169R99DN132S4*
2.7	17539	534	150000	1.82	
5.5kW					JRTFA169BR99DN132S4*
3.1	15416	470	150000	2.08	JRTFAF169R99DN132S4* JRTF169R99DN132S4*
3.5	13442	409	150000	2.38	JRTFF169R99DN132S4*
2.5	19300	576	96300	0.95	
2.8	16800	503	103600	1.05	
3.2	15000	446	108200	1.20	
4.1	11800	353	114500	1.55	JRTFA159BR99DN132S4*
4.7	10100	302	117100	1.80	JRTFAF159R99DN132S4*
5.2	9160	273	118400	1.95	JRTF159R99DN132S4*
6.2	7750	232	120000	2.3	JRTFF159R99DN132S4*
7.1	6750	202	120000	2.7	
7.3	6570	197	120000	2.7	
3.4	14000	418	86500	0.85	JRTFA129BR89DN132S4*
3.8	12600	374	89400	0.95	JRTFAF129R89DN132S4*
4.6	10500	312	90000	1.15	JRTF129R89DN132S4* JRTFF129R89DN132S4*



输出转速 Output speed n_a [r/min]	输出扭矩 Output torque T_a [Nm]	传动比 Ratio i	出轴许用径向负载 Permitted overhung load F_{Ra} [N]	使用系数 Service factor f_B	型号 Model
5.5kW					
4.9	9840	293	90000	1.20	JRTFA129BR89DN132S4*
5.5	8680	259	90000	1.40	JRTFAF129R89DN132S4*
6.4	7500	223	90000	1.60	JRTF129R89DN132S4*
					JRTFF129R89DN132S4*
3.3	14500	428	85600	0.85	JRTFA129BR79DN132S4*
3.8	12700	376	89100	0.95	JRTFAF129R79DN132S4*
					JRTF129R79DN132S4*
					JRTFF129R79DN132S4*
2.7	19800	267.43	94600	0.90	JRTFA159BDN160M8*
3.3	16100	217.62	105500	1.10	JRTFAF159DN160M8*
4.0	13200	178.20	111900	1.35	JRTF159DN160M8*
					JRTFF159DN160M8*
4.4	12100	162.96	114000	1.50	
5.0	10500	141.80	116600	1.70	
5.7	9260	125.14	118300	1.95	JRTFA159BDN160M8*
6.5	8030	108.49	119700	2.2	JRTFAF159DN160M8*
7.4	7140	96.53	120000	2.5	JRTF159DN160M8*
8.3	6350	85.80	120000	2.8	JRTFF159DN160M8*
9.1	5800	78.46	120000	3.1	
10	5050	68.28	120000	3.6	
4.2	12600	170.83	89200	0.95	JRTFA129BDN160M8*
4.6	11400	153.67	90000	1.05	JRTFAF129DN160M8*
5.7	9270	125.37	90000	1.30	JRTF129DN160M8*
6.2	8460	114.34	90000	1.40	JRTFF129DN160M8*
6.6	7910	215.37	49200	0.95	JRTFA109BDN132S4*
7.2	7320	199.31	50800	1.05	JRTFAF109DN132S4*
8.0	6560	178.64	52700	1.15	JRTF109DN132S4*
8.9	5920	161.28	54200	1.30	JRTFF109DN132S4*
9.8	5380	146.49	55500	1.45	
11	4770	129.97	56800	1.60	
12	4330	117.94	57700	1.75	JRTFA109BDN132S4*
14	3720	101.38	59000	2.1	JRTFAF109DN132S4*
15	3400	92.47	59600	2.3	JRTF109DN132S4*
16	3250	88.49	59900	2.4	JRTFF109DN132S4*
17	3080	83.99	60200	2.5	
11	4680	127.42	27400	0.90	JRTFA99BDSN132S4*
13	4150	112.99	30300	1.05	JRTFAF99DN132S4*
14	3750	102.16	31400	1.15	JRTF99DN132S4*
					JRTFF99DN132S4*
15	3580	97.58	31900	1.20	JRTFA99BDN132S4*
16	3300	89.85	32600	1.30	JRTFAF99DN132S4*
17	3180	86.59	32900	1.35	JRTF99DN132S4*
					JRTFF99DN132S4*
18	2950	80.31	33400	1.45	
19	2780	75.63	33800	1.55	JRTFA99BDN132S4*
20	2660	72.29	34100	1.60	JRTFAF99DN132S4*
22	2400	65.47	34600	1.80	JRTF99DN132S4*
25	2130	58.06	34500	2.0	JRTFF99DN132S4*
27	1930	52.49	33900	2.2	
16	3230	88.01	5760	0.95	JRTFA89BDN132S4*
19	2810	76.39	21200	1.05	JRTFAF89DN132S4*
21	2510	68.40	21200	1.20	JRTF89DN132S4*
25	2080	56.75	21000	1.45	JRTFF89DN132S4*
28	1850	50.36	20800	1.60	JRTFA89BDN132S4*
32	1660	45.28	20500	1.70	JRTFAF89DN132S4*
36	1440	39.30	20100	1.90	JRTF89DN132S4*
41	1290	35.19	19800	2.0	JRTFF89DS132S4*
49	1070	29.20	19100	2.3	

输出转速 Output speed n_a [r/min]	输出扭矩 Output torque T_a [Nm]	传动比 Ratio i	出轴许用径向负载 Permitted overhung load F_{Ra} [N]	使用系数 Service factor f_B	型号 Model
5.5kW					
42	1250	33.92	19700	2.1	JRTFA89BDN132S4*
50	1060	28.78	19100	2.3	JRTFAF89DN132S4*
54	970	26.50	18800	3.1	JRTF89DN132S4*
60	870	23.68	18400	3.5	JRTFF89DN132S4*
30	1780	48.37	13500	0.85	JRTFA79BDN132S4*
33	1600	43.58	15000	0.95	JRTFAF79DN132S4*
37	1400	38.23	16300	1.05	JRTF79DN132S4*
42	1240	33.74	17300	1.20	JRTFF79DN132S4*
					JRTFA79BDN132S4*
					JRTFAF79DN132S4*
48	1100	29.91	17900	1.35	JRTF79DN132S4*
56	940	25.54	18500	1.55	JRTFF79DN132S4*
56	940	25.50	18500	1.60	
67	785	21.43	19000	1.90	
73	725	19.70	19200	2.1	JRTFA79BDN132S4*
82	645	17.49	19400	2.3	JRTFAF79DN132S4*
91	575	15.64	19600	2.6	JRTF79DN132S4*
102	515	14.06	19300	2.9	JRTFF79DN132S4*
117	450	12.20	18600	3.3	
65	810	22.05	10400	1.00	
68	770	20.90	10800	1.05	
78	670	18.29	11500	1.20	
87	605	16.48	11900	1.35	
99	530	14.46	12300	1.55	
112	470	12.76	12500	1.75	
126	415	11.31	12800	1.95	JRTFA69BDN132S4*
148	355	9.66	12900	2.3	JRTFAF69DN132S4*
158	335	9.08	12400	1.60	JRTF69DN132S4*
166	315	8.60	12300	1.80	JRTFF69DN132S4*
190	275	7.53	12000	2.2	
211	250	6.78	11700	2.5	
240	220	5.95	11400	2.8	
272	193	5.25	11100	3.1	
307	171	4.66	10700	3.3	
360	146	3.97	10300	3.4	
85	620	16.81	5450	0.95	JRTFA59BDN132S4*
90	585	15.88	5480	1.05	JRTFAF59DN132S4*
106	495	13.52	5530	1.20	JRTF59DN132S4*
116	450	12.29	5530	1.35	JRTFF59DN132S4*
134	390	10.64	5510	1.55	
175	300	8.19	5190	1.40	JRTFA59BDN132S4*
185	285	7.73	5160	1.50	JRTFAF59DN132S4*
217	240	6.58	5070	1.75	JRTF59DN132S4*
239	220	5.98	5010	1.90	JRTFF59DN132S4*
276	190	5.18	4900	2.2	
7.5kW					
3.9	16836	368	150000	1.90	JRTFA169BR109DN132M4*
4.1	16010	350	150000	2.00	JRTFAF169R109DN132M4*
4.6	14350	314	150000	2.23	JRTF169R109DN132M4*
					JRTFF169R109DN132M4*
2.0	31448	703	150000	1.02	
2.3	27882	623	150000	1.15	JRTFA169BR99DN132M4*
2.7	23917	534	150000	1.34	JRTFAF169R99DN132M4*
3.1	21022	470	150000	1.52	JRTF169R99DN132M4*
3.5	18330	409	150000	1.75	JRTFF169R99DN132M4*

输出转速 Output speed n_a [r/min]	输出扭矩 Output torque T_a [N·m]	传动比 Ratio i	出轴许用径向负载 Permitted overhung load F_{Ra} [1] [N]	使用系数 Service factor f_B	型号 Model
7.5kW					
4.6	14300	312	85900	0.85	JRTFA129BR89DN132M4*
4.9	13500	293	87600	0.90	JRTFAF129R89DN132M4*
5.5	11900	259	90000	1.00	JRTF129R89DN132M4*
6.4	10300	223	90000	1.15	JRTFF129R89DN132M4*
7.2	9080	198	90000	1.30	
3.3	21600	217.62	87600	0.85	
4.0	17700	178.20	101100	1.00	
4.4	16200	162.96	105200	1.10	
5.1	14100	141.80	110100	1.30	
5.8	12400	125.14	113300	1.45	
6.6	10800	108.49	116100	1.65	JRTFA159BDN160L8*
7.5	9600	96.53	117800	1.85	JRTFAF159DN160L8*
8.4	8530	85.80	119200	2.1	JRTF159DN160L8*
9.2	7810	78.46	120000	2.3	JRTFF159DN160L8*
11	6790	68.28	120000	2.7	
12	5990	60.25	120000	3.0	
14	5200	52.24	120000	3.5	
15	4620	46.48	120000	3.9	
18	3980	40.06	120000	4.5	
3.6	20000	267.43	94000	0.90	
4.4	16200	217.62	105100	1.10	
5.4	13300	178.20	111700	1.35	
5.9	12200	162.96	113800	1.50	
6.8	10600	141.80	116400	1.70	
7.7	9340	125.14	118200	1.95	
8.9	8090	108.49	119700	2.2	JRTFA159BDN160M6*
9.9	7200	96.53	120000	2.5	JRTFAF159DN160M6*
11	6400	85.80	120000	2.8	JRTF159DN160M6*
12	5850	78.46	120000	3.1	JRTFF159DN160M6*
14	5090	68.28	120000	3.5	
16	4500	60.25	120000	4.0	
18	3900	52.24	119300	4.6	
5.7	12500	125.37	89500	0.95	JRTFA129BDN160L8*
6.3	11400	114.34	90000	1.05	JRTFAF129DN160L8*
7.3	9840	98.95	90000	1.20	JRTF129DN160L8*
8.2	8690	87.31	90000	1.40	JRTFF129DN160L8*
5.6	12700	170.83	89000	0.90	JRTFA129BDN160M6*
6.2	11500	153.67	90000	1.05	JRTFAF129DN160M6*
7.7	9350	125.37	90000	1.30	JRTF129DN160M6*
8.4	8530	114.34	90000	1.40	JRTFF129DN160M6*
8.4	8560	170.83	90000	1.40	JRTFA129BDN132M4*
9.3	7700	153.67	90000	1.55	JRTFAF129DN132M4*
11	6280	125.37	90000	1.90	JRTF129DN132M4*
					JRTFF129DN132M4*
8.0	8950	178.64	46300	0.85	JRTFA109BDN132M4*
8.9	8080	161.28	48700	0.95	JRTFAF109DN132M4*
9.8	7340	146.49	50700	1.05	JRTF109DN132M4*
11	6510	129.97	52800	1.20	JRTFF109DN132M4*
12	5910	117.94	54200	1.30	
14	5080	101.38	56100	1.50	
15	4630	92.47	57100	1.65	JRTFA109BDN132M4*
16	4430	88.49	57500	1.75	JRTFAF109DN132M4*
17	4210	83.99	58000	1.85	JRTF109DN132M4*
19	3730	74.52	59000	2.1	JRTFF109DN132M4*
21	3390	67.62	59600	2.3	

输出转速 Output speed n_a [r/min]	输出扭矩 Output torque T_a [N·m]	传动比 Ratio i	出轴许用径向负载 Permitted overhung load F_{Ra} [1] [N]	使用系数 Service factor f_B	型号 Model
7.5kW					
15	4890	97.58	19300	0.90	
16	4500	89.85	29300	0.95	JRTFA99BDN132M4*
17	4340	86.59	29800	1.00	JRTFAF99DN132M4*
18	4020	80.31	30700	1.05	JRTF99DN132M4*
19	3790	75.63	31300	1.15	JRTFF99DN132M4*
20	3620	72.29	31800	1.20	
22	3280	65.47	32200	1.30	
25	2910	58.06	31800	1.50	
27	2630	52.49	31400	1.65	JRTFA99BDN132M4*
32	2230	44.49	30600	1.95	JRTFAF99DN132M4*
37	1950	38.86	29900	2.2	JRTF99DN132M4*
44	1630	32.50	28900	2.6	JRTFF99DN132M4*
33	2170	43.28	30500	1.40	JRTFA99BDN132M4*
39	1840	36.64	29600	1.65	JRTFAF99DN132M4*
42	1700	33.91	29200	2.5	JRTF99DN132M4*
47	1520	30.39	28500	2.8	JRTFF99DN132M4*
25	2840	56.75	18100	1.05	
28	2520	50.36	18200	1.15	JRTFA89BDN132M4*
32	2270	45.28	18200	1.25	JRTFAF89DN132M4*
36	1970	39.30	18100	1.40	JRTF89DN132M4*
41	1760	35.19	18000	1.50	JRTFF89DN132M4*
49	1460	29.20	17600	1.70	
50	1440	28.78	17600	1.70	
54	1330	26.50	17400	2.3	
60	1190	23.68	17100	2.5	JRTFA89BDN132M4*
67	1070	21.32	16800	2.8	JRTFAF89DN132M4*
74	970	19.31	16500	3.1	JRTF89DN132M4*
84	860	17.12	16200	3.5	JRTFF89DN132M4*
92	775	15.48	15900	3.9	
42	1690	33.74	14300	0.90	JRTFA79BDN132M4*
48	1500	29.91	15700	1.00	JRTFAF79DN132M4*
56	1280	25.54	17000	1.15	JRTF79DN132M4*
					JRTFF79DN132M4*
56	1280	25.50	17100	1.15	JRTFA79BDN132M4*
67	1070	21.43	18000	1.40	JRTFAF79DN132M4*
73	990	19.70	18400	1.50	JRTF79DN132M4*
					JRTFF79DN132M4*
82	880	17.49	18800	1.70	
91	785	15.64	19000	1.90	
102	705	14.06	18600	2.1	JRTFA79BDN132M4*
117	610	12.20	18000	2.5	JRTFAF79DN132M4*
131	545	10.93	17600	2.7	JRTF79DN132M4*
154	465	9.30	16500	2.3	JRTFF79DN132M4*
173	415	8.26	16100	2.6	
194	370	7.39	15700	2.9	
215	335	6.64	15300	3.2	
248	290	5.76	14800	3.7	
277	260	5.16	14500	4.2	
334	215	4.28	13800	4.7	
9.2kW					
4.0	20369	368	150000	1.57	JRTFA169BR109DN132L4*
4.2	19369	350	150000	1.65	JRTFAF169R109DN132L4*
4.7	17361	314	150000	1.84	JRTF169R109DN132L4*
5.2	15674	283	150000	2.04	JRTFF169R109DN132L4*



输出转速 Output speed n_a [r/min]	输出扭矩 Output torque T_a [Nm]	传动比 Ratio i	出轴许用径向负载 Permitted overhung load F_{Ra} [N]	使用系数 Service factor f_B	型号 Model
9.2kW					
2.7	28936	534	150000	1.11	JRTFA169BR99DN132L4*
3.1	25434	470	150000	1.26	JRTFAF169R99DN132L4*
3.6	22177	409	150000	1.44	JRTF169R99DN132L4*
					JRTFF169R99DN132L4*
4.1	19700	353	94800	0.90	
4.8	16900	302	103300	1.05	JRTFA159BR99DN132L4*
5.3	15300	273	107400	1.20	JRTFAF159R99DN132L4*
6.2	13000	232	112400	1.40	JRTF159R99DN132L4*
7.1	11300	202	115300	1.60	JRTFF159R99DN132L4*
7.3	11000	197	115800	1.65	
5.6	14500	259	85600	0.85	JRTFA129BR89DN132L4*
6.4	12500	223	89400	0.95	JRTFAF129R89DN132L4*
7.3	11100	198	90000	1.10	JRTF129R89DN132L4*
					JRTFF129R89DN132L4*
8.4	10400	170.83	90000	1.15	
9.4	9380	153.67	90000	1.30	JRTFA129BDN132L4*
11	7650	125.37	90000	1.55	JRTFAF129DN132L4*
13	6980	114.34	90000	1.70	JRTF129DN132L4*
15	6040	98.95	90000	2.0	JRTFF129DN132L4*
9.8	8940	146.49	46300	0.85	JRTFA109BDN132L4*
11	7930	129.97	49100	0.95	JRTFAF109DN132L4*
12	7200	117.94	51100	1.05	JRTF109DN132L4*
14	6180	101.38	53600	1.25	JRTFF109DN132L4*
16	5640	92.47	54900	1.35	
17	5120	83.99	56000	1.50	JRTFA109BDN132L4*
19	4550	74.52	57300	1.70	JRTFAF109DN132L4*
21	4130	67.62	58200	1.85	JRTF109DN132L4*
25	3550	58.12	58300	2.2	JRTFF109DN132L4*
28	3100	50.73	56800	2.5	
18	4900	80.31	18700	0.90	JRTFA99BDN132L4*
19	4610	75.63	28900	0.95	JRTFAF99DN132L4*
20	4410	72.29	29600	0.95	JRTF99DN132L4*
					JRTFF99DN132L4*
					JRTFA99BDN132L4*
22	3990	65.47	29600	1.10	JRTFAF99DN132L4*
25	3540	58.06	29500	1.20	JRTF99DN132L4*
					JRTFF99DN132L4*
27	3200	52.49	29300	1.35	JRTFA99BDN132L4*
32	2710	44.49	28800	1.60	JRTFAF99DN132L4*
37	2370	38.86	28400	1.80	JRTF99DN132L4*
44	1980	32.50	27600	2.2	JRTFF99DN132L4*
42	2070	33.91	27800	2.1	JRTFA99BDN132L4*
47	1850	30.39	27300	2.3	JRTFAF99DN132L4*
52	1670	27.44	26800	2.6	JRTF99DN132L4*
58	1520	24.92	26300	2.8	JRTFF99DN132L4*
29	3070	50.36	16000	0.95	
32	2760	45.28	16200	1.00	JRTFA89BDN132L4*
37	2400	39.30	16400	1.15	JRTFAF89DN132L4*
41	2150	35.19	16400	1.20	JRTF89DN132L4*
49	1780	29.20	16300	1.40	JRTFF89DN132L4*

输出转速 Output speed n_a [r/min]	输出扭矩 Output torque T_a [Nm]	传动比 Ratio i	出轴许用径向负载 Permitted overhung load F_{Ra} [N]	使用系数 Service factor f_B	型号 Model
9.2kW					
54	1620	26.50	16200	1.85	
61	1440	23.68	16100	2.1	
68	1300	21.32	15900	2.3	JRTFA89BDN132L4*
75	1180	19.31	15700	2.5	JRTFAF89DN132L4*
84	1040	17.12	15400	2.9	JRTF89DN132L4*
93	940	15.48	15200	3.2	JRTFF89DN132L4*
110	800	13.12	14700	3.8	
73	1200	19.70	17400	1.25	JRTFA79BDN132L4*
82	1070	17.49	18000	1.40	JRTFAF79DN132L4*
92	950	15.64	18300	1.55	JRTF79DN132L4*
					JRTFF79DN132L4*
102	860	14.06	18000	1.75	
118	745	12.20	17500	2.0	
132	665	10.93	17100	2.2	
155	570	9.30	16000	1.90	JRTFA79BDN132L4*
174	505	8.26	15600	2.1	JRTFAF79DN132L4*
195	450	7.39	15300	2.4	JRTF79DN132L4*
217	405	6.64	15000	2.7	JRTFF79DN132L4*
250	350	5.76	14500	3.1	
279	315	5.16	14200	3.4	
336	260	4.28	13600	3.9	
11.0kW					
4.0	24344	368	150000	1.31	
4.2	23176	350	150000	1.38	
4.7	20758	314	150000	1.54	JRTFA169BR109DN160M4*
5.2	18741	283	150000	1.71	JRTFAF169R109DN160M4*
5.7	17025	257	150000	1.88	JRTF169R109DN160M4*
6.4	15106	228	150000	2.12	JRTFF169R109DN160M4*
7.1	13706	207	150000	2.33	
3.1	30410	470	150000	1.05	JRTFA169BR99DN160M4*
3.6	26516	409	150000	1.21	JRTFAF169R99DN160M4*
					JRTF169R99DN160M4*
					JRTFF169R99DN160M4*
4.8	20300	302	92800	0.90	
5.3	18300	273	99300	1.00	JRTFA159BR99DN160M4*
6.2	15500	232	106900	1.15	JRTFAF159R99DN160M4*
7.1	13500	202	111200	1.35	JRTF159R99DN160M4*
7.3	13200	197	112000	1.35	JRTFF159R99DN160M4*
6.4	15000	223	84500	0.80	JRTFA129BR89DN160M4*
7.3	13300	298	88000	0.90	JRTFAF129R89DN160M4*
8.7	11100	166	90000	1.10	JRTF129R89DN160M4*
					JRTFF129R89DN160M4*
5.1	20700	141.80	91300	0.85	JRTFA159BDN180L8*
5.8	18300	125.14	99500	1.00	JRTFAF159DN180L8*
6.6	15800	108.49	106100	1.15	JRTF159DN180L8*
7.5	14100	96.53	110100	1.30	JRTFF159DN180L8*
5.4	19500	178.20	95500	0.90	
5.9	17800	162.96	100800	1.00	
6.8	15500	141.80	106900	1.15	JRTFA159BDN160L6*
7.7	13700	125.14	110900	1.30	JRTFAF159DN160L6*
8.9	11900	108.49	114300	1.50	JRTF159DN160L6*
9.9	10600	96.53	116400	1.70	JRTFF159DN160L6*
11	9390	85.80	118100	1.90	
12	8590	78.46	119100	2.1	

输出转速 Output speed n_a [r/min]	输出扭矩 Output torque T_a [N·m]	传动比 Ratio i	出轴许用径向负载 Permitted overhung load F_{Ra} [N]	使用系数 Service factor f_B	型号 Model
11.0kW					
5.4	19500	267.43	95500	0.90	
6.6	15900	217.62	106000	1.15	
8.1	13000	178.20	112300	1.40	
8.8	11900	162.96	114300	1.50	
10	10300	141.80	116800	1.75	
12	9130	125.14	118400	1.95	JRTFA159BDN160M4* JRTFAF159DN160M4*
13	7910	108.49	119900	2.3	JRTF159DN160M4*
15	7040	96.53	120000	2.6	JRTFF159DN160M4*
17	6260	85.80	118100	2.9	
18	5720	78.46	115700	3.1	
21	4980	68.28	112000	3.6	
7.7	13700	125.37	87100	0.85	
8.4	12500	114.34	89500	0.95	JRTFA129BDN160L6*
9.7	10800	98.95	90000	1.10	JRTFAF129DN160L6*
11	9550	87.31	90000	1.25	JRTF129DN160L6*
13	8250	75.41	90000	1.45	JRTFF129DN160L6*
8.4	12500	170.83	89500	0.95	JRTFA129BDN160M4*
9.4	11200	153.67	90000	1.05	JRTFAF129DN160M4*
11	9150	125.37	90000	1.30	JRTF129DN160M4* JRTFF129DN160M4*
13	8340	114.34	90000	1.45	
15	7220	98.95	90000	1.65	JRTFA129BDN160M4* JRTFAF129DN160M4*
16	6370	87.31	90000	1.90	JRTF129DN160M4*
19	5500	75.41	88600	2.2	JRTFF129DN160M4*
12	8600	117.94	47300	0.90	JRTFA109BDN160M4*
14	7400	101.38	50600	1.05	JRTFAF109DN160M4* JRTF109DN160M4*
16	6750	92.47	52200	1.15	JRTFF109DN160M4*
17	6130	83.99	53700	1.25	
19	5440	74.52	55300	1.40	JRTFA109BDN160M4*
21	4930	67.62	56500	1.55	JRTFAF109DN160M4* JRTF109DN160M4*
25	4240	58.12	56400	1.80	JRTFF109DN160M4*
28	3700	50.73	55100	2.1	
33	3140	43.03	53500	2.5	
43	2470	33.79	51000	3.0	JRTFA109BDN160M4*
52	2010	27.57	48800	3.9	JRTFAF109DN160M4* JRTF109DN160M4*
57	1830	25.14	47800	4.3	JRTFF109DN160M4*
22	4780	65.47	24000	0.90	JRTFA99BDN160M4*
25	4240	58.06	27100	1.00	JRTFAF99DN160M4*
27	3830	52.49	27100	1.10	JRTF99DN160M4* JRTFF99DN160M4*
32	3250	44.49	27000	1.30	
37	2830	38.86	26700	1.50	
44	2370	32.50	26200	1.80	JRTFA99BDN160M4*
42	2470	33.91	26400	1.75	JRTFAF99DN160M4*
47	2220	30.39	26000	1.95	JRTF99DN160M4*
52	2000	27.44	25600	2.2	JRTFF99DN160M4*
58	1820	24.92	25200	2.4	
65	1610	22.11	24700	2.7	
37	2870	39.30	14600	0.95	JRTFA89BDN160M4*
41	2570	35.19	14800	1.00	JRTFAF89DN160M4*
49	2130	29.20	15000	1.20	JRTF89DN160M4* JRTFF89DN160M4*

输出转速 Output speed n_a [r/min]	输出扭矩 Output torque T_a [N·m]	传动比 Ratio i	出轴许用径向负载 Permitted overhung load F_{Ra} [N]	使用系数 Service factor f_B	型号 Model
11.0kW					
54	1930	26.50	15000	1.55	
61	1730	23.68	15000	1.75	
68	1560	21.32	14900	1.95	JRTFA89BDN160M4*
75	1410	19.31	14800	2.1	JRTFAF89DN160M4*
84	1250	17.12	14600	2.4	JRTF89DN160M4*
93	1130	15.48	14400	2.7	JRTFF89DN160M4*
110	960	13.12	14100	3.1	
73	1440	19.70	16100	1.05	
82	1280	17.49	17100	1.20	
92	1140	15.64	17600	1.30	
102	1030	14.06	17400	1.45	
118	890	12.20	17000	1.70	
132	795	10.93	16700	1.90	JRTFA79BDN160M4*
155	680	9.30	15500	1.60	JRTFAF79DN160M4*
174	605	8.26	15200	1.80	JRTF79DN160M4*
195	540	7.39	14900	2.0	JRTFF79DN160M4*
217	485	6.64	14600	2.2	
250	420	5.76	14200	2.6	
279	375	5.16	13900	2.9	
336	310	4.28	13300	3.2	
15.0kW					
4.7	28306	314	150000	1.13	
5.2	25556	283	150000	1.25	
5.7	23216	257	150000	1.38	JRTFA169BR109DN160L4* JRTFAF169R109DN160L4*
6.4	20599	228	150000	1.55	JRTF169R109DN160L4*
7.1	18690	207	150000	1.71	JRTFF169R109DN160L4*
8.2	16062	178	150000	1.99	
8.0	16853	182.73	150000	1.90	JRTF169BDN160L4*
9.7	13825	149.94	150000	2.31	
6.3	20900	232	90400	0.85	JRTFA159BR99DN160L4*
7.2	18300	202	99500	1.00	JRTFAF159R99DN160L4*
7.4	17700	197	101000	1.00	JRTF159R99DN160L4* JRTFF159R99DN160L4*
6.8	20900	141.80	90400	0.85	
7.8	18500	125.14	98800	0.95	JRTFA159BDN180L6
8.9	16000	108.49	105700	1.10	JRTFAF159DN180L6
10	14300	96.53	109800	1.25	JRTF159DN180L6
11	12700	85.80	112900	1.40	JRTFF159DN180L6
6.7	21400	217.62	88800	0.85	
8.2	17500	178.20	101800	1.05	
9.0	16000	162.96	105700	1.15	
10	13900	141.80	110500	1.30	
12	12300	125.14	113600	1.45	JRTFA159BDN160L4*
13	10600	108.49	116300	1.70	JRTFAF159DN160L4*
15	9470	96.53	115800	1.90	JRTF159DN160L4*
17	8420	85.80	113200	2.1	JRTFF159DN160L4*
19	7700	78.46	111200	2.3	
21	6700	68.28	108000	2.7	
24	5910	60.25	105100	3.0	



输出转速 Output speed n_a [r/min]	输出扭矩 Output torque T_a [Nm]	传动比 Ratio i	出轴许用径向负载 Permitted overhung load F_{Ra} [N]	使用系数 Service factor f_B	型号 Model
15.0kW					
9.8	14600	98.95	85300	0.80	
11	12900	87.31	88700	0.95	JRTFA129BDN180L6
13	11100	75.41	88300	1.10	JRTFAF129DN180L6
14	10300	70.07	87600	1.15	JRTF129DN180L6
15	9440	63.91	86700	1.25	JRTFF129DN180L6
12	12300	125.37	89000	1.00	
13	11200	114.34	88300	1.05	JRTFA129BDN160L4*
15	9710	98.95	87000	1.25	JRTFAF129DN160L4*
17	8570	87.31	85600	1.40	JRTF129DN160L4*
19	7400	75.41	83800	1.60	JRTFF129DN160L4*
21	6870	70.07	82800	1.75	
16	9070	92.47	45900	0.85	JRTFA109BDN160L4*
17	8680	88.49	47100	0.90	JRTFAF109DN160L4*
17	8240	83.99	48300	0.95	JRTF109DN160L4*
20	7310	74.52	50800	1.05	JRTFF109DN160L4*
22	6630	67.62	52500	1.15	
25	5700	58.12	52200	1.35	JRTFA109BDN160L4*
29	4980	50.73	51500	1.55	JRTFAF109DN160L4*
34	4220	43.03	50400	1.80	JRTF109DN160L4*
39	3690	37.61	49300	2.1	JRTFF109DN160L4*
46	3120	31.80	48000	2.5	
43	3320	33.79	48500	2.2	JRTFA109BDN160L4*
53	2700	27.57	46700	2.9	JRTFAF109DN160L4*
58	2470	25.14	45900	3.2	JRTF109DN160L4*
67	2130	21.76	44500	3.7	JRTFF109DN160L4*
33	4360	44.49	22900	1.00	JRTFA99BDN160L4*
38	3810	38.86	23100	1.15	JRTFAF99DN160L4*
45	3190	32.50	23200	1.35	JRTF99DN160L4*
43	3330	33.91	23200	1.30	JRTFF99DN160L4*
48	2980	30.39	23200	1.45	
53	2690	27.44	23100	1.60	
59	2450	24.92	22900	1.75	JRTFA99BDN160L4*
66	2170	22.11	22600	2.0	JRTFAF99DN160L4*
73	1970	20.07	22400	2.2	JRTF99DN160L4*
85	1690	17.25	21900	2.5	JRTFF99DN160L4*
97	1480	15.06	21400	2.9	
114	1250	12.77	20800	3.4	
131	1100	11.16	20200	3.7	
55	2600	26.50	12300	1.15	
62	2320	23.68	12600	1.30	
68	2090	21.32	12700	1.45	
76	1890	19.31	12800	1.60	
85	1680	17.12	12900	1.80	
94	1520	15.48	12800	2.0	JRTFA89BDN160L4*
111	1290	13.12	12700	2.3	JRTFAF89DN160L4*
127	1120	11.46	12600	2.7	JRTF89DN160L4*
152	940	9.58	12300	3.1	JRTFF89DN160L4*
176	810	8.29	11700	1.90	
199	720	7.35	11500	2.1	
220	650	6.65	11300	2.3	
259	555	5.63	11000	2.8	
297	485	4.92	10700	3.2	
355	405	4.12	10300	3.6	

输出转速 Output speed n_a [r/min]	输出扭矩 Output torque T_a [Nm]	传动比 Ratio i	出轴许用径向负载 Permitted overhung load F_{Ra} [N]	使用系数 Service factor f_B	型号 Model
18.5kW					
5.2	31304	283	150000	1.02	
5.7	28438	257	150000	1.13	JRTFA169BR109DN180M4* JRTFAF169R109DN180M4*
6.4	25232	228	150000	1.27	JRTF169R109DN180M4*
7.1	22894	207	150000	1.40	JRTFF169R109DN180M4*
8.3	19675	178	150000	1.63	
9.8	16940	149.94	150000	1.89	JRTFH169BDN180M4*
12.0	13783	122.00	150000	2.32	JRTF169DN180M4*
					JRTFA159BR99DN180M4*
7.2	22500	202	76400	0.80	JRTFAF159R99DN180M4*
7.5	21800	197	86800	0.80	JRTF159R99DN180M4*
					JRTFF159R99DN180M4*
8.2	21500	178.20	88200	0.85	
9.0	19700	162.96	95000	0.90	
10	17100	141.80	102800	1.05	
12	15100	125.14	107900	1.20	JRTFA159BDN180M4*
14	13100	108.49	112100	1.40	JRTFAF159DN180M4*
15	11600	96.53	111300	1.55	JRTF159DN180M4*
17	10300	85.80	109300	1.75	JRTFF159DN180M4*
19	9460	78.46	107600	1.90	
21	8230	68.28	104900	2.2	
24	7270	60.25	102300	2.5	
28	6300	52.24	99300	2.9	
13	13800	114.34	82200	0.85	JRTFA129BDN180M4*
15	11900	98.95	81700	1.00	JRTFAF129DN180M4*
17	10500	87.31	80900	1.15	JRTF129DN180M4*
19	9090	75.41	79700	1.30	JRTFF129DN180M4*
21	8450	70.07	79000	1.40	
					JRTFA129BDN180M4*
23	7710	63.91	78100	1.55	JRTFAF129DN180M4*
26	6670	55.31	76400	1.80	JRTF129DN180M4*
30	5880	48.80	74900	2.0	JRTFF129DN180M4*
20	8990	74.52	46200	0.85	JRTFA109BDN180M4*
22	8150	67.62	48500	0.95	JRTFAF109DN180M4*
25	7010	58.12	48700	1.10	JRTF109DN180M4*
29	6120	50.73	48400	1.25	JRTFF109DN180M4*
34	5190	43.03	47700	1.50	JRTFA109BDN180M4*
39	4540	37.61	47000	1.70	JRTFAF109DN180M4*
46	3830	31.80	46000	2.0	JRTF109DN180M4* JRTFF109DN180M4*
43	4070	33.79	46400	1.80	JRTFA109BDN180M4*
53	3320	27.57	45000	2.4	JRTFAF109DN180M4*
58	3030	25.14	44300	2.6	JRTF109DN180M4*
67	2620	21.76	43200	3.0	JRTFF109DN180M4*
38	4690	38.86	20000	0.90	
45	3920	32.50	20600	1.10	JRTFA99BDN180M4*
53	3310	27.44	20900	1.30	JRTFAF99DN180M4*
59	3010	24.92	20900	1.45	JRTF99DN180M4*
66	2670	22.11	20900	1.60	JRTFF99DN180M4*

输出转速 Output speed n_a [r/min]	输出扭矩 Output torque T_a [N·m]	传动比 Ratio i	出轴许用径向负载 Permitted overhung load F_{Ra} [1] [N]	使用系数 Service factor f_B	型号 Model
15.0kW					
73	2420	20.07	20800	1.80	JRTFA99BDN180M4* JRTFAF99DN180M4* JRTF99DN180M4* JRTFF99DN180M4*
85	2080	17.25	20500	2.1	
97	1820	15.06	20200	2.4	
115	1540	12.77	19800	2.8	
131	1350	11.16	19300	3.0	
69	2570	21.32	10900	1.15	JRTFA89BDN180M4* JRTFAF89DN180M4* JRTF89DN180M4* JRTFF89DN180M4*
76	2330	19.31	11100	1.30	
86	2060	17.12	11400	1.45	
95	1870	15.48	11500	1.60	
112	1580	13.12	11600	1.90	
128	1380	11.46	11600	2.2	
153	1160	9.58	11500	2.5	
177	1000	8.29	10900	1.55	
199	890	7.35	10800	1.75	
220	800	6.65	10700	1.90	
260	680	5.63	10400	2.2	
298	595	4.92	10200	2.6	
356	495	4.12	9900	2.9	
22kW					
6.4	30014	228	150000	1.07	JRTFA169BR109DN180L4* JRTFAF169R109DN180L4* JRTF169R109DN180L4* JRTFF169R109DN180L4*
7.1	27225	207	150000	1.18	
8.3	23398	178	150000	1.37	
9.8	20145	149.94	150000	1.59	JRTFA169BDN180L4* JRTFAF169DN180L4* JRTF169DN180L4* JRTFF169DN180L4*
12.0	16390	122.00	150000	1.95	
15.1	13112	97.60	147200	2.44	
10	20900	96.53	90500	0.85	JRTFA159BDN200H6* JRTFAF159DN200H6* JRTF159DN200H6* JRTFF159DN200H6*
11	18600	85.80	98500	0.95	
12	17000	78.46	103100	1.05	
14	14800	68.28	107700	1.20	
10	20300	141.80	92600	0.90	JRTFA159BDN180L4* JRTFAF159DN180L4* JRTF159DN180L4* JRTFF159DN180L4*
12	17900	125.14	100400	1.00	
14	15600	108.49	106800	1.15	
15	13800	96.53	106900	1.30	
17	12300	85.80	105400	1.45	
19	11300	78.46	104000	1.60	
21	9790	68.28	101700	1.85	
24	8640	60.25	99600	2.1	
28	7490	52.24	97000	2.4	JRTFA159BDN180L4* JRTFAF159DN180L4* JRTF159DN180L4* JRTFF159DN180L4*
32	6660	46.48	94800	2.7	
37	5740	40.06	91900	3.1	
45	4670	32.55	87800	3.9	
15	14200	98.95	76400	0.85	JRTFA129BDN180L4* JRTFAF129DN180L4* JRTF129DN180L4* JRTFF129DN180L4*
17	12500	87.31	76300	0.95	
19	10800	75.41	75700	1.10	
21	10000	70.07	75300	1.20	
23	9160	63.91	74700	1.30	
26	7930	55.31	73500	1.50	
30	7000	48.80	72300	1.70	
35	6040	42.15	70700	2.0	
25	8330	58.12	45200	0.90	JRTFA109BDN180L4* JRTFAF109DN180L4* JRTF109DN180L4* JRTFF109DN180L4*
29	7280	50.73	45300	1.05	
34	6170	43.03	45100	1.25	
39	5390	37.61	44800	1.40	
46	4560	31.80	44100	1.70	

输出转速 Output speed n_a [r/min]	输出扭矩 Output torque T_a [N·m]	传动比 Ratio i	出轴许用径向负载 Permitted overhung load F_{Ra} [1] [N]	使用系数 Service factor f_B	型号 Model
22kW					
43	4850	33.79	44300	1.55	JRTFA109BDN180L4* JRTFAF109DN180L4* JRTF109DN180L4* JRTFF109DN180L4*
53	3950	27.57	43300	2.0	
58	3610	25.14	42800	2.2	
67	3120	21.76	41900	2.5	
76	2750	19.20	41000	2.8	
53	3940	27.44	18700	1.10	JRTFA99BDN180L4* JRTFAF99DN180L4* JRTF99DN180L4* JRTFF99DN180L4*
59	3570	24.92	18900	1.20	
66	3170	22.11	19100	1.35	
73	2880	20.07	19200	1.50	
85	2470	17.25	19100	1.75	
97	2160	15.06	19000	2.0	
115	1830	12.77	18700	2.3	
131	1600	11.16	18400	2.6	
69	3060	21.32	8990	1.00	JRTFA89BDN180L4* JRTFAF89DN180L4* JRTF89DN180L4* JRTFF89DN180L4*
76	2770	19.31	9430	1.10	
86	2460	17.12	9850	1.20	
95	2220	15.48	10100	1.35	
112	1880	13.12	10400	1.60	
128	1640	11.46	10600	1.85	
153	1370	9.58	10600	2.1	JRTFA89BDN180L4* JRTFAF89DN180L4* JRTF89DN180L4* JRTFF89DN180L4*
177	1190	8.29	10100	1.30	
199	1050	7.35	10100	1.45	
220	950	6.65	10000	1.60	
260	810	5.63	9900	1.90	
298	705	4.92	9750	2.2	
356	590	4.12	9500	2.5	
30kW					
7.1	37125	207	150000	0.86	JRTFA169BR109DN200L4* JRTFAF169R109DN200L4* JRTF169R109DN200L4* JRTFF169R109DN200L4*
8.3	31906	178	150000	1.00	
12.0	22350	122.00	150000	1.43	JRTFA169BDN200L4* JRTFAF169DN200L4* JRTF169DN200L4* JRTFF169DN200L4*
15.1	17880	97.60	147200	1.79	
16.9	15901	86.80	140100	2.01	JRTFA169BDN200L4* JRTFAF169DN200L4* JRTF169DN200L4* JRTFF169DN200L4*
19.4	13853	75.62	132000	2.31	
14	21100	108.49	89600	0.85	JRTFA159BDN200L4* JRTFAF159DN200L4* JRTF159DN200L4* JRTFF159DN200L4*
15	18800	96.53	96900	0.95	
17	16700	85.80	96400	1.10	
19	15300	78.46	95800	1.20	
22	13300	68.28	94600	1.35	
24	11700	60.25	93300	1.55	
28	10200	52.24	91500	1.75	
32	9060	46.48	89900	2.0	
37	7810	40.06	87700	2.3	
19	14700	75.41	66600	0.80	JRTFA129BDN200L4* JRTFAF129DN200L4* JRTF129DN200L4* JRTFF129DN200L4*
21	13700	70.07	66800	0.90	
23	12500	63.91	66900	0.95	



输出转速 Output speed n_a [r/min]	输出扭矩 Output torque T_a [Nm]	传动比 Ratio i	出轴许用径向负载 Permitted overhung load F_{Ra} [N]	使用系数 Service factor f_B	型号 Model
30kW					
27	10800	55.31	66700	1.10	
30	9510	48.80	66300	1.25	JRTFA129BDN200L4*
35	8210	42.15	65500	1.45	JRTFAF129DN200L4*
39	7270	37.28	64700	1.65	JRTF129DN200L4*
47	6110	31.33	63200	1.95	JRTFF129DN200L4*
58	4930	25.30	61200	2.4	
55	5240	26.86	61800	1.60	JRTFA129BDN200L4*
60	4790	24.57	60900	1.80	JRTFAF129DN200L4*
69	4170	21.38	59400	2.9	JRTF129DN200L4*
78	3680	18.87	58000	3.0	JRTFF129DN200L4*
34	8390	43.03	39200	0.90	JRTFA109BDN200L4*
39	7330	37.61	39600	1.05	JRTFAF109DN200L4*
46	6200	31.80	39700	1.25	JRTF109DN200L4* JRTFF109DN200L4*
53	5370	27.57	39500	1.46	
58	4900	25.14	39300	1.60	
68	4240	21.76	38800	1.85	JRTFA109BDN200L4*
77	3740	19.20	38300	2.1	JRTFAF109DN200L4*
89	3230	16.58	37600	2.4	JRTF109DN200L4*
100	2860	14.67	36900	2.7	JRTFF109DN200L4*
119	2400	12.33	35900	2.9	
148	1940	9.96	34500	3.3	
66	4310	22.11	15100	1.00	
73	3910	20.07	15500	1.10	
85	3360	17.25	16000	1.30	
98	2930	15.06	16300	1.45	
115	2490	12.77	16400	1.75	JRTFA99BDN200L4*
132	2180	11.16	16400	1.90	JRTFAF99DN200L4*
162	1770	9.06	15400	1.35	JRTF99DN200L4*
179	1600	8.22	15300	1.45	JRTFF99DN200L4*
208	1380	7.07	15100	1.70	
238	1200	6.17	14900	1.85	
281	1020	5.23	14600	2.1	
321	890	4.57	14300	2.3	
37kW					
12.1	27472	122.00	150000	1.16	
15.1	21977	97.60	147200	1.46	
17.0	19545	86.80	140100	1.64	JRTFH169BDN225S4
19.5	17028	75.62	132000	1.88	JRTF169DN225S4
21.9	15193	67.47	125600	2.11	
25.6	12950	57.51	117000	2.47	
31.0	10730	47.65	107400	2.98	
17	20600	85.80	88600	0.85	
19	18900	78.46	88700	0.95	JRTFA159BDN225S4
22	16400	68.28	88400	1.10	JRTFAF159DN225S4
24	14500	60.25	87800	1.25	JRTF159DN225S4
28	12600	52.24	86800	1.45	JRTFF159DN225S4
32	11200	46.48	85700	1.60	

输出转速 Output speed n_a [r/min]	输出扭矩 Output torque T_a [Nm]	传动比 Ratio i	出轴许用径向负载 Permitted overhung load F_{Ra} [N]	使用系数 Service factor f_B	型号 Model
37kW					
37	9630	40.06	84000	1.85	JRTFA159BDN225S4
45	7820	32.55	81400	2.3	JRTFAF159DN225S4 JRTF159DN225S4
53	6630	27.60	79100	2.7	JRTFF159DN225S4
27	13300	55.31	60900	0.90	
30	11700	48.80	61100	1.00	JRTFA129BDN225S4
35	10100	42.15	61100	1.20	JRTFAF129DN225S4
39	8960	37.28	60700	1.35	JRTF129DN225S4
47	7530	31.33	59900	1.60	JRTFF129DN225S4
58	6080	25.30	58500	1.95	
55	6460	26.86	58900	1.30	
60	5910	24.57	58300	1.45	
69	5140	21.38	57100	2.3	
78	4530	18.87	56000	2.4	JRTFA129BDN225S4
90	3930	16.36	54600	2.8	JRTFAF129DN225S4
101	3500	14.55	53400	3.1	JRTF129DN225S4
117	3010	12.54	51900	3.3	JRTFF129DN225S4
144	2450	10.19	49600	3.9	
166	2130	8.86	47700	3.3	
186	1890	7.88	46500	3.2	
53	6630	27.57	36200	1.20	
58	6040	25.14	36200	1.30	
68	5230	21.76	36200	1.50	
77	4610	19.20	36000	1.70	JRTFA109BDN225S4
89	3990	16.58	35600	1.95	JRTFAF109DN225S4
100	3530	14.67	35100	2.2	JRTF109DN225S4
119	2960	12.33	34400	2.4	JRTFF109DN225S4
148	2390	9.96	33300	2.7	
152	2330	9.69	32400	2.1	
176	2010	8.37	31700	2.4	
199	1780	7.40	31000	2.6	
236	1500	6.22	30000	3.1	
45kW					
12.1	33411	122.00	150000	0.96	JRTFA169BDN225M4 JRTFAF169DN225M4*
15.1	26729	97.60	147200	1.20	JRTF169DN225M4*
17.0	23771	86.80	140100	1.35	JRTFF169DN225M4*
19.5	20710	75.62	132000	1.55	JRTFA169BDN225M4*
21.9	18478	67.47	125600	1.73	JRTFAF169DN225M4*
25.6	15750	57.51	117000	2.03	JRTF169DN225M4*
31.0	13050	47.65	107400	2.45	JRTFF169DN225M4*
22	20000	68.28	81300	0.90	
24	17600	60.25	81600	1.00	JRTFA159BDN225M4
28	15300	52.24	81300	1.20	JRTFAF159DN225M4
32	13600	46.48	80900	1.30	JRTF159DN225M4
37	11700	40.06	79900	1.55	JRTFF159DN225M4
45	9510	32.55	78000	1.90	
53	8070	27.60	76200	2.2	

输出转速 Output speed n_a [r/min]	输出扭矩 Output torque T_a [Nm]	传动比 Ratio i	出轴许用径向负载 Permitted overhung load F_{Ra} [N]	使用系数 Service factor f_B	型号 Model
45kW					
30	14300	48.80	55200	0.85	JRTFA129BDN225M4
35	12300	42.15	56000	0.95	JRTFAF129DN225M4
39	10900	37.28	56200	1.10	JRTF129DN225M4
47	9160	31.33	56100	1.30	JRTFF129DN225M4
58	7400	25.30	55400	1.60	
55	7850	26.86	55700	1.10	
60	7180	24.57	55300	1.20	
69	6250	21.38	54500	1.90	
78	5520	18.87	53700	2.0	
90	4780	16.36	52600	2.3	JRTFA129BDN225M4
101	4250	14.55	51600	2.6	JRTFAF129DN225M4
117	3670	12.54	50300	2.7	JRTF129DN225M4
144	2980	10.19	48400	3.2	JRTFF129DN225M4
166	2590	8.86	46600	2.7	
186	2300	7.88	45500	2.6	
216	1990	6.80	44000	3.5	
266	1610	5.52	42000	3.7	
53	8060	27.57	32400	0.95	
58	7350	25.14	32800	1.05	JRTFA109BDN225M4
68	6360	21.76	33200	1.25	JRTFAF109DN225M4
77	5610	19.20	33300	1.40	JRTF109DN225M4
89	4850	16.58	33300	1.60	JRTFF109DN225M4
100	4290	14.67	33100	1.80	
119	3600	12.33	32700	1.95	
148	2910	9.96	31900	2.2	JRTFA109BDN225M4
152	2830	9.69	31000	1.75	JRTFAF109DN225M4
176	2450	8.37	30400	1.95	JRTF109DN225M4
199	2160	7.40	29900	2.1	JRTFF109DN225M4
236	1820	6.22	29100	2.5	
55kW					
15.2	32559	97.60	147200	0.98	JRTFA169BDN250M4
17.1	28955	86.80	140100	1.11	JRTFAF169DN250M4*
19.6	25226	75.62	132000	1.27	JRTF169DN250M4*
21.9	22507	67.47	125600	1.42	JRTFF169DN250M4*
25.7	19184	57.51	117000	1.67	JRTFA169BDN250M4
31.1	15896	47.65	107400	2.01	JRTFAF169DN250M4*
36.4	13568	40.67	99700	2.36	JRTF169DN250M4*
24	21500	60.25	73800	0.85	JRTFF169DN250M4*
28	18600	52.24	74600	0.95	
32	16500	46.68	74800	1.10	JRTFA159BDN250M4
37	14300	40.06	74700	1.25	JRTFAF159DN250M4
45	11600	32.55	73800	1.55	JRTF159DN250M4
53	9830	27.60	72600	1.85	JRTFF159DN250M4
52	10200	28.60	72900	1.65	
58	9060	25.43	71900	1.65	JRTFA159BDN250M4
67	7890	22.16	70600	2.3	JRTFAF159DN250M4
75	7040	19.77	69400	2.4	JRTF159DN250M4
88	6000	16.85	67600	3.0	JRTFF159DN250M4

输出转速 Output speed n_a [r/min]	输出扭矩 Output torque T_a [Nm]	传动比 Ratio i	出轴许用径向负载 Permitted overhung load F_{Ra} [N]	使用系数 Service factor f_B	型号 Model
75kW					
40	13300	37.28	50600	0.90	JRTFA129BDN250M4
47	11200	31.33	51400	1.10	JRTFAF129DN250M4
58	9010	25.30	51600	1.35	JRTF129DN250M4
69	7610	21.38	51300	1.60	JRTFF129DN250M4
78	6720	18.87	50800	1.65	
90	5820	16.36	50100	1.90	
101	5180	14.55	49400	2.1	
118	4470	12.54	48400	2.2	JRTFA129BDN250M4
145	3630	10.19	46800	2.6	JRTFAF129DN250M4
166	3160	8.86	45100	2.2	JRTF129DN250M4
187	2810	7.88	44200	2.1	JRTFF129DN250M4
217	2420	6.80	42900	2.9	
267	1970	5.52	41100	3.0	
315	1670	4.68	39600	3.6	
75kW					
21.9	30692	67.47	125600	1.04	
25.7	26161	57.51	117000	1.22	JRTFA169BDN280S4*
31.1	21676	47.65	107400	1.48	JRTFAF169DN280S4*
36.4	18501	40.67	99700	1.73	JRTF169DN280S4*
45.8	14694	32.30	93700	2.18	JRTFF169DN280S4*
51.4	13111	28.82	88600	2.44	
32	22500	46.48	62900	0.80	JRTFA159BDN280S4
37	19400	40.06	64400	0.95	JRTFAF159DN280S4
45	15800	32.55	65400	1.15	JRTF159DN280S4
54	13400	27.60	65500	1.35	JRTFF159DN280S4
52	13800	28.60	65500	1.25	
58	12300	25.43	65400	1.20	JRTFA159BDN280S4
67	10700	22.16	64900	1.70	JRTFAF159DN280S4
75	9570	19.77	64300	1.80	JRTF159DN280S4
88	8150	16.85	63200	2.2	JRTFF159DN280S4
106	6760	13.96	61600	2.5	
124	5770	11.92	60100	2.8	
58	12200	25.30	44000	1.00	JRTFA129BDN280S4
69	10300	21.38	44800	1.15	JRTFAF129DN280S4
78	9130	18.87	45100	1.20	JRTF129DN280S4
90	7920	16.36	45200	1.40	JRTFF129DN280S4
102	7040	14.55	45000	1.55	
118	6070	12.54	44600	1.65	
145	4930	10.19	43700	1.95	JRTFA129BDN280S4
167	4290	8.86	42200	1.65	JRTFAF129DN280S4
188	3810	7.88	41600	1.55	JRTF129DN280S4
218	3290	6.80	40700	2.1	JRTFF129DN280S4
268	2670	5.52	39300	2.2	
316	2270	4.68	38100	2.7	
90kW					
25.7	31393	57.51	117000	1.02	
31.1	26011	47.65	107400	1.23	JRTFA169BDN280M4*
36.4	22202	40.67	99700	1.44	JRTFAF169DN280M4*
45.8	17633	32.30	93700	1.81	JRTF169DN280M4*
51.4	15733	28.82	88600	2.03	JRTFF169DN280M4*
60.3	13407	24.56	81700	2.39	





输出转速 Output speed n_a [r/min]	输出扭矩 Output torque T_a [Nm]	传动比 Ratio i	出轴许用径向负载 Permitted overhung load F_{Ra} [N]	使用系数 Service factor f_B	型号 Model
90kW					
45	18900	32.55	59100	0.95	JRTFA159BDN280M4* JRTFAF159DN280M4*
54	16000	27.60	60200	1.10	JRTF159DN280M4* JRTFF159DN280M4*
52	16600	28.60	60000	1.00	
58	14800	25.43	60400	1.00	JRTFA159BDN280M4
67	12900	22.16	60600	1.40	JRTFAF159DN280M4
75	11500	19.77	60500	1.50	JRTF159DN280M4
88	9790	16.85	59900	1.85	JRTFF159DN280M4
106	8110	13.96	58900	2.1	
124	6920	11.92	57800	2.3	
58	14700	25.30	33100	0.8	JRTFA129BDN280M4 JRTFAF129DN280M4 JRTF129DN280M4 JRTFF129DN280M4
69	12400	21.38	38800	0.95	
78	11000	18.87	40900	1.00	
90	9500	16.36	41500	1.15	
102	8450	14.55	41700	1.30	JRTFA129BDN280M4
118	7280	12.54	41800	1.35	JRTFAF129DN280M4
145	5920	10.19	41400	1.60	JRTF129DN280M4
167	5150	8.86	40100	1.35	JRTFF129DN280M4
188	4580	7.88	39700	1.30	
218	3950	6.80	39000	1.75	
268	3210	5.52	37900	1.85	
316	2720	4.68	36900	2.2	
110kW					
31.1	31791	47.65	107400	1.01	
36.4	27135	40.67	99700	1.18	
45.8	21551	32.30	93700	1.48	JRTFA169BDN315S4*
51.4	19229	28.82	88600	1.66	JRTFAF169DN315S4*
60.3	16387	24.56	81700	1.95	JRTF169DN315S4*
72.7	13578	20.35	74000	2.36	JRTFF169DN315S4*
85.2	11589	17.37	67900	2.76	
54	19500	27.60	53100	0.90	JRTFA159BDN315S4 JRTFAF159DN315S4 JRTF159DN315S4 JRTFF159DN315S4
67	15700	22.16	54900	1.15	
75	14000	19.77	55400	1.20	JRTFA159BDN315S4
88	11900	16.85	55600	1.50	JRTFAF159DN315S4
106	9880	13.96	55300	1.70	JRTF159DN315S4
125	8430	11.92	54700	1.90	JRTFF159DN315S4
132kW					
36.5	32475	40.67	99700	0.99	
45.9	25791	32.30	93700	1.24	JRTFA169BDN315M4*
51.5	23013	28.82	88600	1.39	JRTFAF169DN315M4*
60.4	19611	24.56	81700	1.63	JRTF169DN315M4*
72.9	16249	20.35	74000	1.97	JRTFF169DN315M4*
85.4	13870	17.37	67900	2.31	

输出转速 Output speed n_a [r/min]	输出扭矩 Output torque T_a [Nm]	传动比 Ratio i	出轴许用径向负载 Permitted overhung load F_{Ra} [N]	使用系数 Service factor f_B	型号 Model
132kW					
67	18800	22.16	48700	0.95	
75	16800	19.77	49800	1.00	JRTFA159BDN315M4*
88	14300	16.85	50900	1.25	JRTFAF159DN315M4*
106	11900	13.96	51400	1.45	JRTF159DN315M4*
125	10100	11.92	51400	1.60	JRTFF159DN315M4*
160kW					
60.4	23771	24.56	81700	1.35	JRTFA169BDN315L4*
72.9	19696	20.35	74000	1.62	JRTFAF169DN315L4*
85.4	16812	17.37	67900	1.90	JRTF169DN315L4*
					JRTFF169DN315L4*
130.5	11236	11.37	68000	2.85	JRTFA169BDN315L4*
154.6	9489	9.60	64000	3.27	JRTFAF169DN315L4*
					JRTF169DN315L4*
					JRTFF169DN315L4*
95	16084	15.23	78225	1.99	
97	15753	14.95	112770	2.03	JRTFH169BDN315L4
109	14018	13.34	104685	2.28	JRTF169DN315L4
128	11938	11.37	98385	2.68	
154	9922	9.42	93030	3.23	
88	17300	16.85	44800	1.05	JRTFA159BDN315L4
106	14400	13.96	46400	1.20	JRTFAF159DN315L4
125	12300	11.92	47100	1.30	JRTF159DN315L4
					JRTFF159DN315L4
200kW					
60.42	29714	24.56	81700	1.08	JRTFA169BDN315H4 *
72.92	24620	20.35	74000	1.30	JRTFAF169DN315H4 *
85.43	21015	17.37	67900	1.52	JRTF169DN315H4 *
					JRTFF169DN315H4 *
130.55	14045	11.37	68000	2.28	JRTFA169BDN315H4 *
154.58	11862	9.60	64000	2.61	JRTFAF169DN315H4 *
					JRTF169DN315H4 *
					JRTFF169DN315H4 *
88	21700	16.85	36100	0.85	JRTFA159BDN315H4
106	18000	13.96	39200	0.95	JRTFAF159DN315H4
125	15300	11.92	41000	1.05	JRTF159DN315H4
					JRTFF159DN315H4
250kW					
73.07	30713	20.35	74000	1.04	JRTFA169BDN355M4*
85.61	26216	17.37	67900	1.22	JRTFAF169DN355M4*
					JRTF169DN355M4*
					JRTFF169DN355M4*
130.81	17521	11.37	68000	1.83	JRTFA169BDN355M4*
154.90	14797	9.60	64000	2.1	JRTFAF169DN355M4*
181.56	12624	8.19	62000	2.3	JRTF169DN355M4*
					JRTFF169DN355M4*

5. 外形尺寸表
Features size table

JRTF29..~JRTF159..

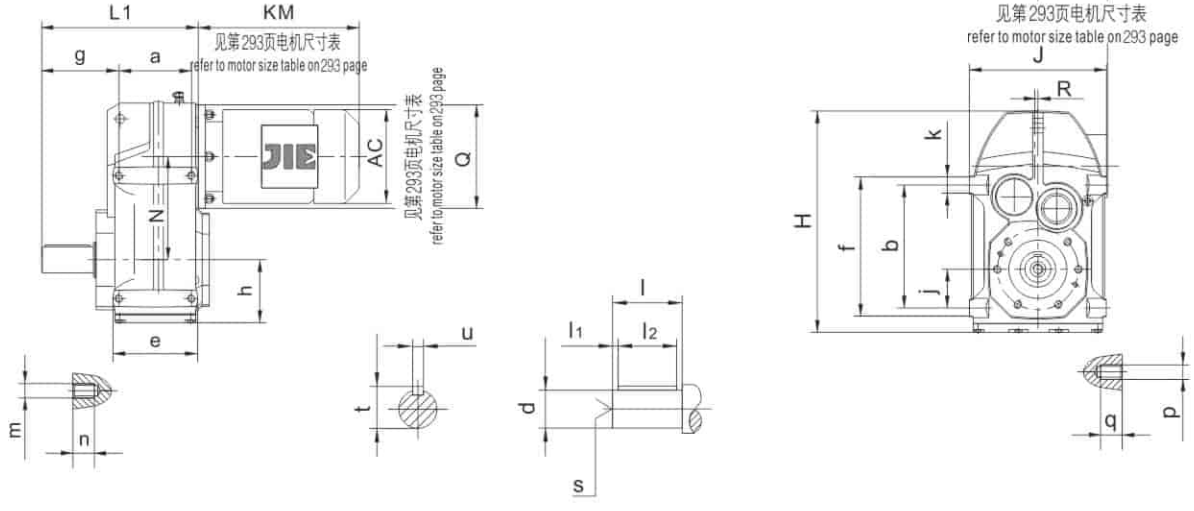

JRTFA29B..~JRTFA159B..

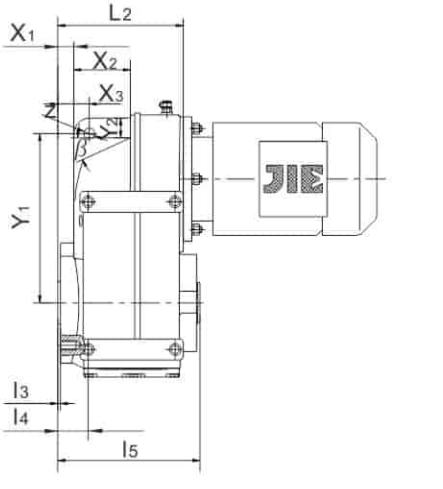

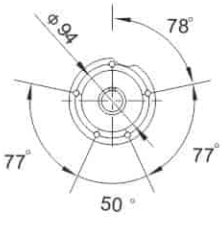

JRTF39..

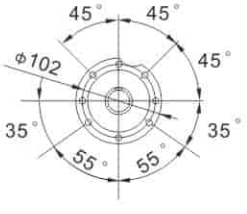

JRTF49..

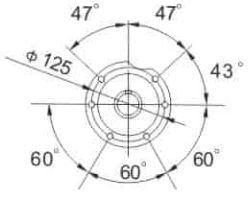

JRTF59..、JRTF69..

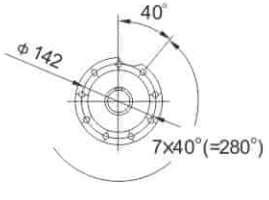

JRTF79..

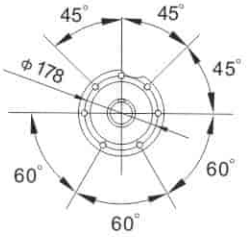

JRTF89..

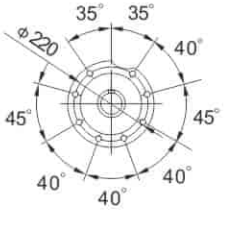

JRTF99..

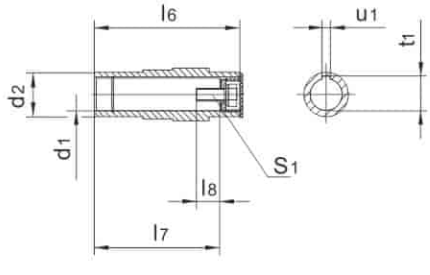

JRTFA..39B/G..~JRTFA..159B/G..

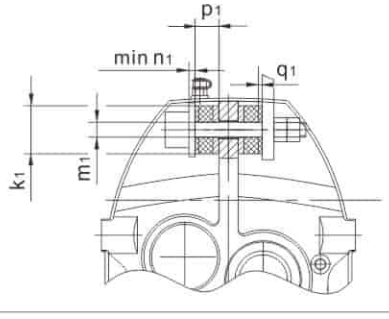



型号 Model	a b	e f	g h	j	L_1 L_2	K R	m n	p q	轴伸尺寸 Shaft dimension				
									d	l	l_1 l_2	s	t u
JRTF29	65	81	71.5	31	146	16	M8	M8	25k6	50	5	M10	28
JRTFA29B	100	116	60		95	0	16	16			40		8
JRTF39..	77	96	72.5	31	160	20	M8	M8	25k6	50	5	M10	28
JRTFA39B..	115	135	73.5		110	0	11	11			40		8
JRTF49..	93	111	91	43	193	20	M8	M10	30k6	60	3.5	M10	33
JRTFA49B..	145	165	77.5		133	0	11	15			50		8
JRTF59..	102	127	104.5	55	221	25	M12	M12	35k6	70	7	M12	38
JRTFA59B..	170	195	92.5		150	0	17	17			56		10
JRTF69..	112	133	118.5	60	242	25	M12	M12	40k6	80	5	M16	43
JRTFA69B..	190	215	95.5		161	0	17	17			70		12
JRTF79..	140	171	137.5	70	294	35	M12	M16	50k6	100	10	M16	53.5
JRTFA79B..	240	275	115.5		193	0	17	26			80		14
JRTF89..	165	195	163	100	344	40	M16	M16	60m6	120	5	M20	64
JRTFA89B..	310	350	145.5		224	0	26	26			110		18
JRTF99..	205	242	190.5	120	416	50	M16	M20	70m6	140	7.5	M20	74.5
JRTFA99B..	350	400	173.5		274	0	26	28			125		20
JRTF109..	220	260	241.5	125	484	60	/	M24	90m6	170	5	M24	95
JRTFA109B..	400	460	200		312	0		36			160		25
JRTF129..	270	316	291	142	585	70	/	M30	110m6	210	15	M24	116
JRTFA129B.	450	520	236		373	10		45			180		28
JRTF159..	310	364	325	170	662	80	/	M36	120m6	210	5	M24	127
JRTFA159B...	540	620	286		455	15		55			200		32

型号 Model	空心轴尺寸 Hollow shaft dimension								H J	N Q	X_1 X_2 X_3	Y_1 Y_2	z β	扭矩臂尺寸 torque arm form	
	d_1	d_2	l_3 l_4	l_5	l_6 l_7	l_8	s_1	t_1 u_1						k_1 m_1 n_1	p_1 q_1
JRTF29	25H7	40	2	106	104	17	M10	28.3	223	98.7	6	140	14	40	20
JRTFA29B			20.5		89			8	150	120	44.5 25	34	27	12.5 5	1
JRTF39..	30H7	45	2.5	123	120	17	M10X25	33.3	252	112	11	158	14	40	20
JRTFA39B..			22.5		105			8	165	120	47.5 31.5	26	29	12.5 5	1
JRTF49..	35H7	50	3	153	150	22	M10X25	38.3	269	128.1	11	170	14	40	20
JRTFA49B..			31		132			10	180	120	58 31	22	26	12.5 5	1.8
JRTF59..	40H7	55	3	170	166	29	M16X40	43.3	317	136	19	198	14	40	20
JRTFA59B..			33.5		142			12	200	160	60 41	23	28	12.5 5	2.4
JRTF69..	40H7	55	3.5	184	180	29	M16X40	43.3	343	159.5	20.5	218	14	40	20
JRTFA69B..			37		156			12	212	160	73 40.5	26	24	12.5 5	3
JRTF79..	50H7	70	4	213	210	32	M16X45	53.8	426	200	20	278	22	60	30
JRTFA79B..			36.5		183			14	270	200	80 50	39	25	21 10	3.2
JRTF89..	60H7	85	4	243	240	36	M20X50	64.4	531	246.7	19	346	22	60	30
JRTFA89B..			43		210			18	330	250	95 62	41	26	21 10	4.5
JRTF99..	70H7	95	4	303	300	34	M20X50	74.9	623	285	28	395	26	80	40
JRTFA99B..			48.5		270			20	400	300	110 70	57	29	25 12	5
JRTF109..	90H7	118	2.5	353	350	40	M24X60	95.4	717	332.4	57	485	26	80	40
JRTFA109B..			69.5		313			25	450	350	100 86	108	25	25 12	6
JRTF129..	100H7	135	2.5	413	410	38	M24X60	106.4	856	382.6	66	550	33	100	60
JRTFA129B.			79.25		373			28	530	450	125 110	138	25	32 15	9
JRTF159..	120H7	155	7	503	500	36	M24X60	127.4	1021	447	98	660	33	120	60
JRTFA159B...			118		460			32	660	550	140 150	170	25	32 15	9

JRTFH29B..~JRTFH159B..

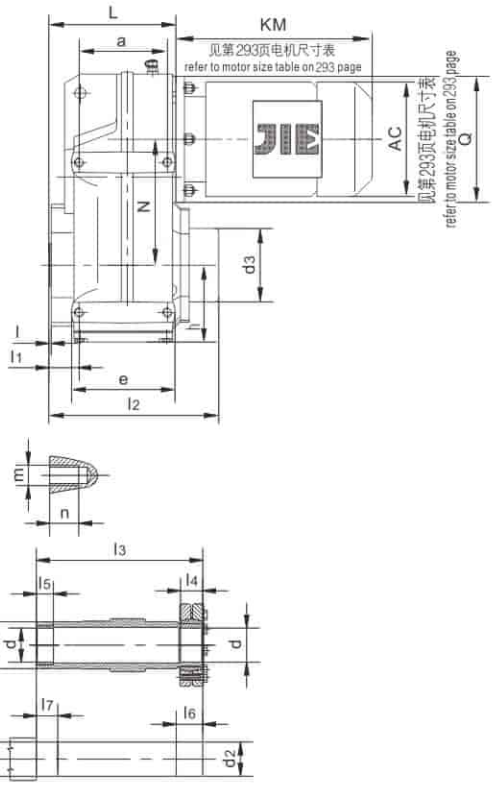

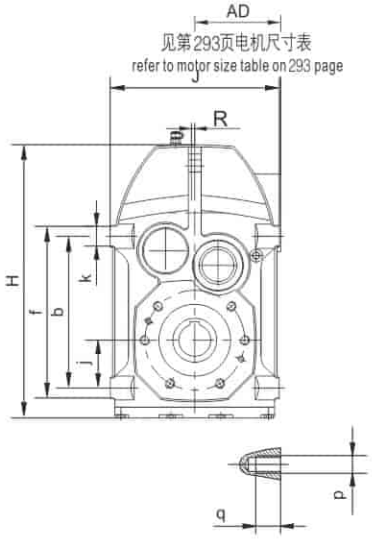

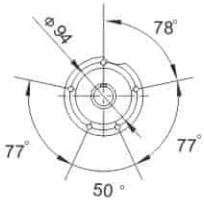

JRTF..39B..

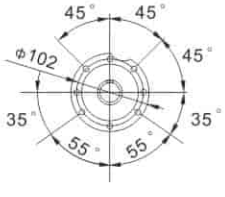

JRTF..49B..

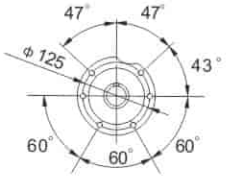

JRTF..59B.. JRTF..69B..

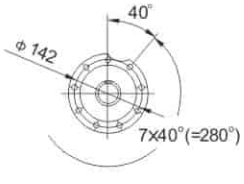

JRTF..79B..

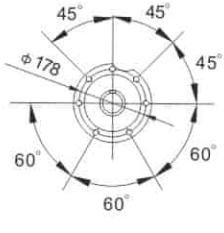

JRTF..89B..

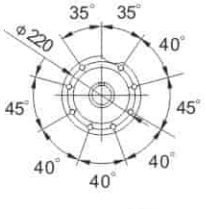

JRTF..99B..

JRTFV29B..~JRTFV109B..

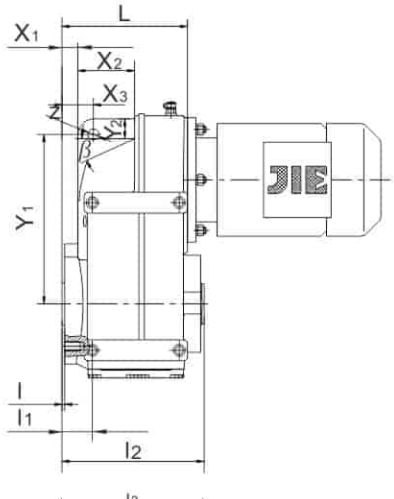

JRTF..39B/G..~JRTF..159B/G..

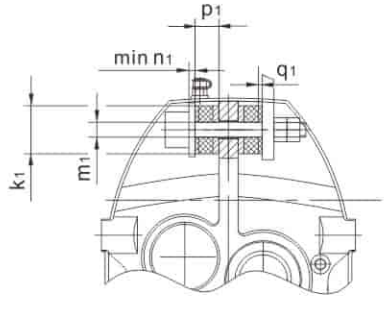



型号 Model	a b	e f	h j	L	K R	m n	p q	d	d_1	d_2	d_3	l	s
JRTFH29B	65	81	60	95	16	M8	M8	25H7	40	25h6	62	2	M10
JRTFV29B	100	116	31		0	16	16	$32_0^{+0.1}$	≥36	2.75	$28.05_{-0.03}^{0}$		
JRTFH39B..	77	96	73.5	110	20	M8	M8	30H7	45	30h6	80	2.5	M10
JRTFV39B..	115	135	31		0	11	11	$37_0^{+0.1}$	≥42	2.75	$33.03_{-0.03}^{0}$		
JRTFH49B..	93	111	77.5	133	20	M8	M10	35H7	50	35h6	88	3	M10
JRTFV49B..	145	165	43		0	11	15	$37_0^{+0.1}$	≥42	4	$38.92_{-0.03}^{0}$		
JRTFH59B..	102	127	92.5	150	25	M12	M12	40H7	55	40h6	100	3	M10
JRTFV59B..	170	195	55		0	17	17	$37_0^{+0.1}$	≥42	4	$38.92_{-0.03}^{0}$		
JRTFH69B..	112	133	95.5	161	25	M12	M12	40H7	55	40h6	100	3.5	M16
JRTFV69B..	190	215	60		0	17	17	$47_0^{+0.1}$	≥52	4	$48.85_{-0.03}^{0}$		
JRTFH79B..	140	171	115.5	193	35	M12	M16	50H7	70	50h6	124	4	M16
JRTFV79B..	240	275	70		0	17	26	$57_0^{+0.1}$	≥62	4	$54.13_{-0.03}^{0}$		
JRTFH89B..	165	195	145.5	224	40	M16	M16	65H7	85	65h6	165	4	M20
JRTFV89B..	310	350	100		0	26	26	$72_0^{+0.1}$	≥82	4	$68.96_{-0.04}^{0}$		
JRTFH99B..	205	242	173.5	274	50	M16	M20	75H7	95	75h6	200	4	M20
JRTFV99B..	350	400	120		0	26	28	$72_0^{+0.1}$	≥90	4	$74.15_{-0.04}^{0}$		
JRTFH109B..	220	260	200	312	60	–	M24	95H7	118	95h6	196	2.5	M20
JRTFV109B..	400	460	125		0		36	$90_0^{+0.1}$	≥105	6	$90.99_{-0.04}^{0}$		
JRTFH129B..	270	316	236	373	70	–	M30	105H7	135	105h6	229	2.5	M20
	450	520	142		10		45						
JRTFV159B..	310	364	286	455	80	–	M36	125H7	155	125h6	275	7	M20
	540	620	170		15		55						

型号 Model	空心轴尺寸 Hollow shaft dimension H J	 N Q l_1	l_2	l_3	l_4	l_5	l_6	l_7	l_8	M	S_1	X_1 X_2 X_3	Y_1 Y_2	z β	扭矩臂尺寸 torque arm form k_1 m_1 n_1	 p_1 q_1
JRTFH29B	223	98.7	134	126	25	20	30	25	-	-	-	6	140	14	40	20
JRTFV29B	150	120 20.5	104	104	22	72	17	22	17	25×1.25×30×18	M10	44.5 25	34	27	12.5 5	1
JRTFH39B..	248	112	166	146	31	20	36	25	–	-	–	11	158	14	40	20
JRTFV39B..	165	120 22.5	122	120	25	85	18	25	18	30X1.25X30X22	M10X30	47.5 31.5	26	29	12.5 5	1
JRTFH49B..	270.5	128.1	197	177	32	20	37	25	–	-	–	11	170	14	40	20
JRTFV49B..	180	120 31	152	150	32	115	18	32	18	35X2X30X16	M10X30	58 31	22	26	12.5 5	1.8
JRTFH59B..	315	136	221	195	26	20	31	25	–	-	–	19	198	14	40	20
JRTFV59B..	200	160 33.5	168	166	32	130	18	32	18	35X2X30X16	M10X30	60 41	23	28	12.5 5	2.4
JRTFH69B..	340	159.5	235	208	38	20	43	25	–	-	–	20.5	218	14	40	20
JRTFV69B..	212	160 37	180	180	42	130	25	42	25	45X2X30X21	M10X30	73 40.5	26	24	12.5 5	3
JRTFH79B..	423	200	284	241	36	30	41	35	–	-	–	20	278	22	60	30
JRTFV79B..	270	200 36.5	210	210	52	160	23	52	23	50X2X30X24	M16X50	80 50	39	25	21 10	3.2
JRTFH89B..	523.5	246.7	322	281	41	40	46	45	–	-	–	19	346	22	60	30
JRTFV89B..	330	250 43	240	240	62	180	25	62	25	65X2X30X31	M20X60	95 62	41	26	21 10	4.5
JRTFH99B..	619	285	379	345	55	50	60	55	–	-	–	28	395	26	80	40
JRTFV99B..	400	300 48.5	300	300	72	240	25	72	25	70X2X30X34	M20X60	110 70	57	29	25 12	5
JRTFH109B..	717	332.4	424	405	65	60	75	70	–	-	–	57	485	26	80	40
JRTFV109B..	450	350 69.5	353	350	89	290	26	89	26	85X3X30X27	M20X60	100 86	108	25	25 12	6
JRTFH129B..	856	382.6	509	485	85	70	95	80	–	–	–	66	550	33	100	60
	530	450 79.25										125 110	138	25	32 15	9
JRTFV159B..	1021	447	610	580	90	80	100	90	–	–	–	98	660	33	120	60
	660	550 118										140 150	170	25	32 15	9

JRTFV...B...花键轴执行DIN标准，需要GB或ISO标准请咨询杰牌
JRTFV...B...Spline shaft is a cording to DIN standard .If you need GB or ISO standard . Please contact with us.

JRTFT39B..~JRTFT69B..

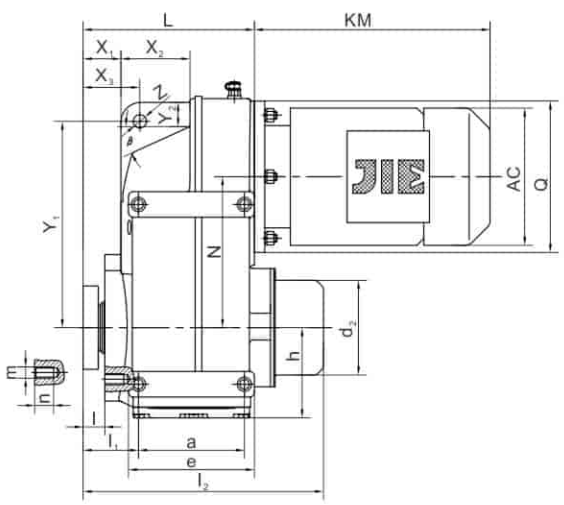

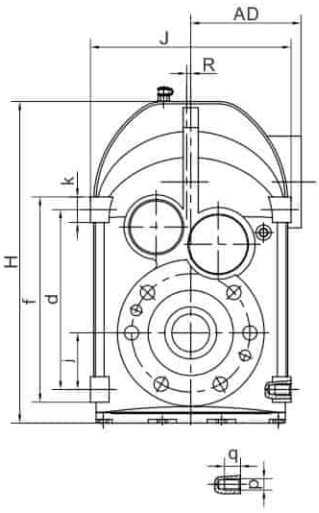

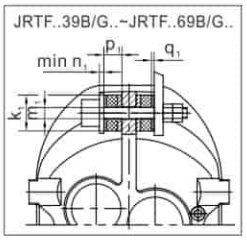



JRTF..39B..



JRTF..49B..

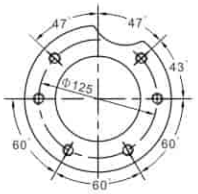

JRTF..59B../JRTF..69B..

不对称

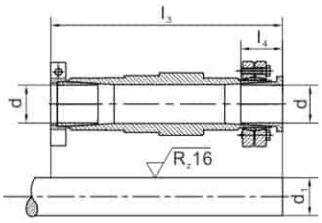

对称

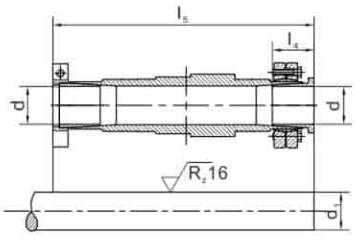

型号	a	b	e	f	h	j	k	R	m	n	p	q	H	J	N	Q	d	d_1	d_2	不对称		
																				L	l	l_1
JRTFT39B..	77	115	96	135	73.5	31	20	0	M8	11	M8	11	248	165	112	120	30H7	30h11	80	126	18.5	38.5
JRTFT49B..	93	145	111	165	77.5	43	20	0	M8	11	M10	15	270.5	180	128.1	120	35H7	35h11	88	150	20	48.5
JRTFT59B..	102	170	127	195	92.5	55	25	0	M12	17	M12	17	315	200	136	160	40H7	40h11	100	169	23	53
JRTFT69B..	112	190	133	215	95.5	60	25	0	M12	17	M12	17	340	212	159.5	160	40H7	40h11	100	181.5	23.5	59

型号	不对称			对 称														扭矩臂尺寸				
	l_2	X_1	X_3	L	l	l_1	l_2	X_1	X_3	l_3	l_4	l_5	X_2	Y_1	Y_2	Z	β	k_1	m_1	n_1	p_1	q_1
JRTFT39B..	182	27	47.5	150	42.5	62.5	206	51	71.5	170	33	194	47.5	158	26	14	29	40	12.5	5	20	1
JRTFT49B..	215	29	49	175	45	73.5	240	54	74	207	37	232	58	170	22	14	26	40	12.5	5	20	1.8
JRTFT59B..	241	39	61	201	55	85	273	71	93	232	44	264	60	198	23	14	28	40	12.5	5	20	2.4
JRTFT69B..	255	40.5	60.5	212.5	54.5	90	286	71.5	91.5	245	44	276	73	218	26	14	24	40	12.5	5	20	3

JRTFF29..~JRTFF169..

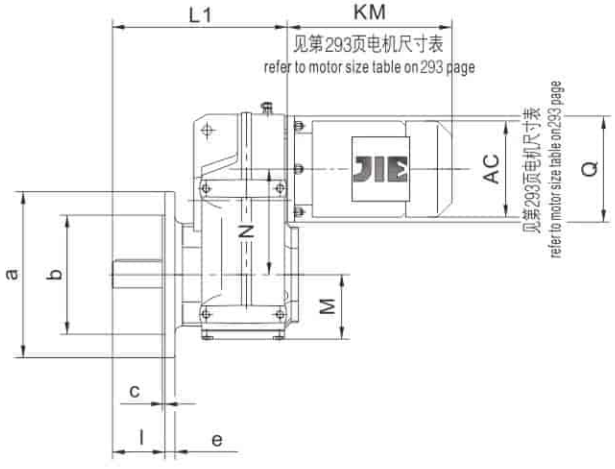

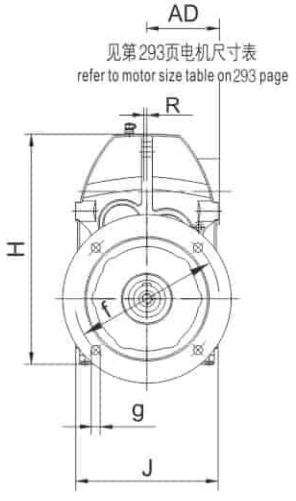

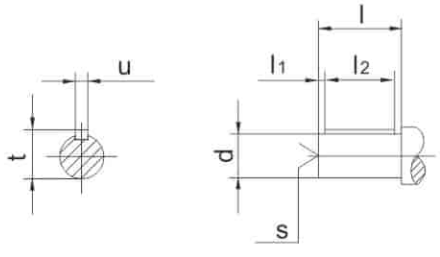

JRTFAF29..~JRTFAF169..

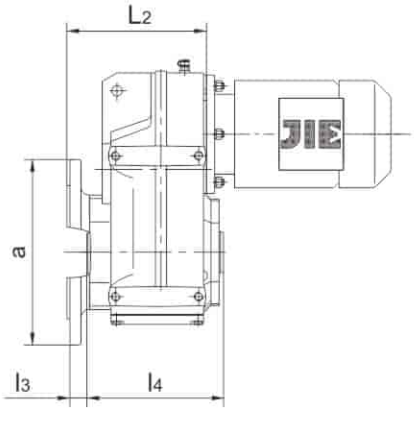

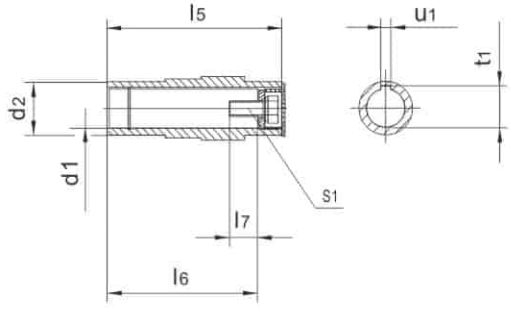

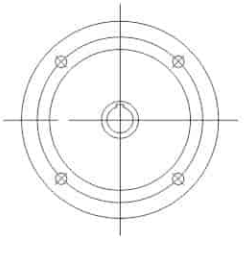

Flg.1

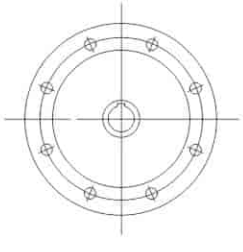

Flg.2

法 兰 型 式

flange form

型号 Model	法兰型式 flange form	a b	c e	f g	轴伸尺寸 Shaft dimension				空心轴尺寸 Hollow shaft dimension					H J	L_1 L_2 R	M N Q
					d l	l_1 l_2	s	t u	d_1 d_2	l_3 l_4	l_5 l_6	l_7 s_1	t_1 u_1			
JRTFF29.. JRTFAF29..	Flg.1	160 110j6	3.5 10	130 8.5	25k6 50	5 40	M10	28 8	25H7 40	20 106	104 89	17 M10×25	28.3 8	223 150	165 118.5	60 98.7 120
JRTFF39.. JRTFAF39..	Flg.1	160 110j6	3.5 10	130 9	25k6 50	5 40	M10	28 8	30H7 45	24 123	120 105	17 M10X25	33.3 8	248 165	184 138 0	73.5 112 120
JRTFF49.. JRTFAF49..	Flg.1	200 130j6	3.5 12	165 11	30k6 60	3.5 50	M10	33 8	35H7 50	25 153	150 132	22 M10X25	38.3 10	270.5 180	218 162 0	77.5 128.1 120
JRTFF59.. JRTFAF59..	Flg.1	250 180j6	4 15	215 13.5	35k6 70	7 56	M12	38 10	40H7 55	23.5 170	166 142	29 M16X40	43.3 12	315 200	243 177 0	92.5 136 160
JRTFF69.. JRTFAF69..	Flg.1	250 180j6	4 15	215 13.5	40k6 80	5 70	M16	43 12	40H7 55	23 184	180 156	29 M16X40	43.3 12	340 212	264 188 0	95.5 159.5 160
JRTFF79.. JRTFAF79..	Flg.1	300 230h6	4 16	265 13.5	50k6 100	10 80	M16	53.5 14	50H7 70	37 213	210 183	32 M16X45	53.8 14	423 270	330 234 0	115.5 200 200
JRTFF89.. JRTFAF89..	Flg.1	350 250h6	5 18	300 17.5	60m6 120	5 110	M20	64 18	60H7 85	30 243	240 210	36 M20X50	64.4 18	523.5 330	374 259 0	145.5 246.7 250
JRTFF99.. JRTFAF99..	Flg.2	450 350h6	5 22	400 17.5	70m6 140	7.5 125	M20	74.5 20	70H7 95	41.5 303	300 270	34 M20X50	74.9 20	619 400	456 321 0	173.5 285 300
JRTFF109.. JRTFAF109..	Flg.2	450 350h6	5 22	400 17.5	90m6 170	5 160	M24	95 25	90H7 118	41 353	350 313	40 M24X60	95.4 25	717 450	523 358 0	200 332.4 350
JRTFF129.. JRTFAF129..	Flg.2	550 450h6	5 25	500 17.5	110m6 210	15 180	M24	116 28	100H7 135	51 413	410 373	38 M24X60	106.4 28	856 530	634 429 10	236 382.6 450
JRTFF159.. JRTFAF159..	Flg.2	660 550h6	6 28	600 22	120m6 210	5 200	M24	127 32	120H7 155	60 503	500 460	36 M24X60	127.4 32	1021 660	725 521 15	286 447 550
JRTFF169.. JRTFAF169..	Flg.2	660 550h6	6 31	600 22	160m6 250	15 220	M30	169 40	130H7 190	54 520	517 469	36 M30 × 70	138.4 32	1038 706	780 536 0	282.5 451.5 550

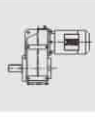

JRTFHF29..~JRTFHF169..

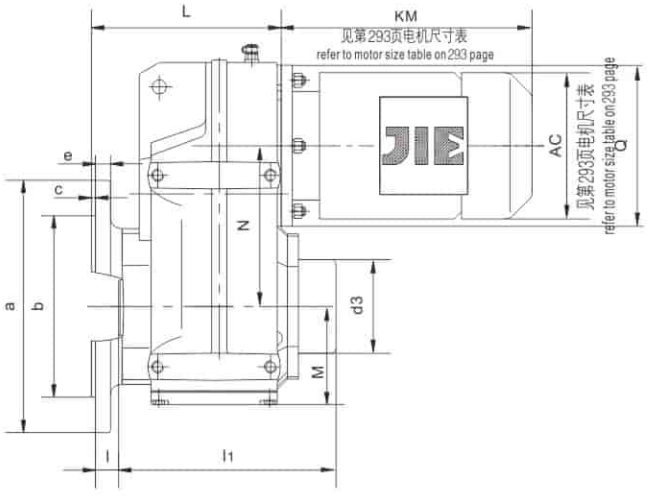

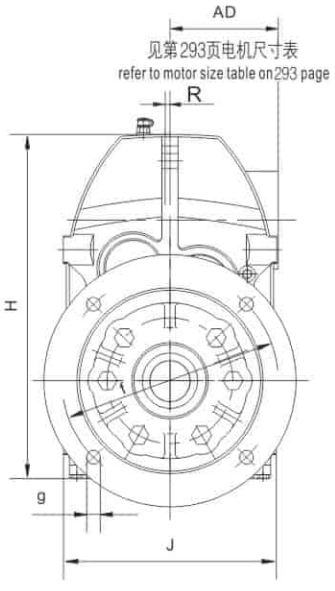

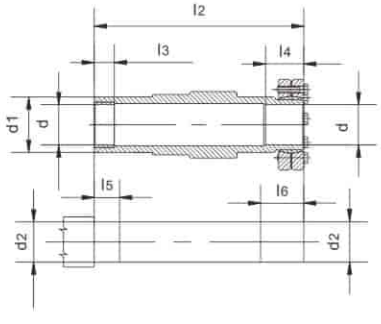

JRTFHF169..

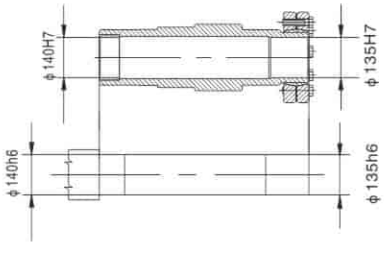

JRTFVF29..~JRTFVF109..

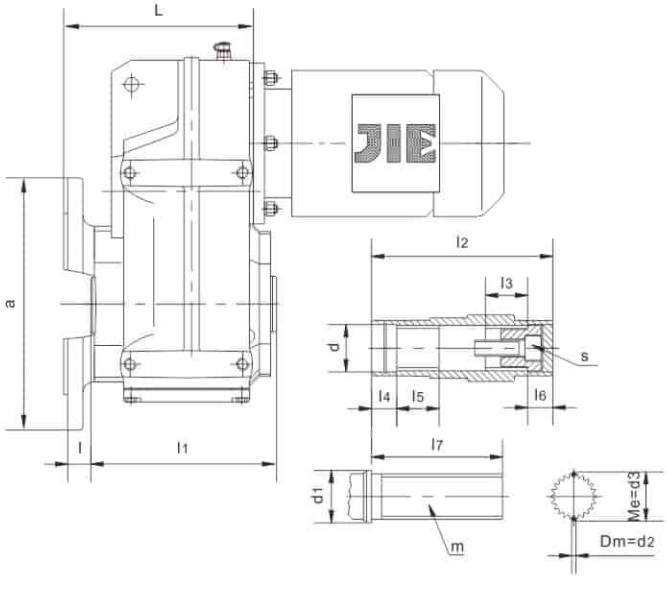

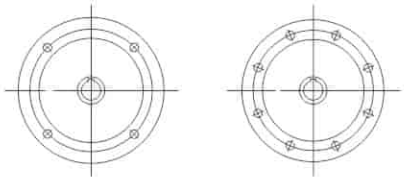

Flg.1 Flg.2

法 兰 型 式

flange form

型号 Model	法兰型式 flange form	a b	c e	f g	l	l1	l2	l3	l4	l5	l6	l7	d	d1	d2	d3	s	m	H J	L R	M N Q
JRTFHF29..	Flg.1	160	3.5	130	20	134	126	20	25	25	30	-	25H7	40	25h6	62	-	-	223	165	60
JRTFVF29..		110j6	10	8.5		104	104	22	17	22	17	72	$32^{+0.1}_{0}$	≥36	2.75	$28.05^{0}_{-0.03}$	M10×30	25×1.25×30×18	150	118.5	98.7 120
JRTFHF39..	Flg.1	160	3.5	130	24	166	146	20	31	25	36	–	30H7	45	30h6	80	–	–	248	138	73.5
JRTFVF39..		110j6	10	9		122	120	25	18	25	18	85	$37^{+0.1}_{0}$	⩾42	2.75	$33.03^{0}_{-0.03}$	M10X30	30X1.25 X30X22	165	0	112 120
JRTFHF49..	Flg.1	200	3.5	165	25	197	177	20	32	25	37	–	35H7	50	35h6	88	–	–	270.5	162	77.5
JRTFVF49..		130j6	12	11		152	150	32	18	32	18	115	$37^{+0.1}_{0}$	⩾42	4	$38.92^{0}_{-0.03}$	M10X30	35X2X 30X16	180	0	128.1 120
JRTFHF59..	Flg.1	250	4	215	23.5	221	195	20	26	25	31	–	40H7	55	40h6	100	–	–	315	177	92.5
JRTFVF59..		180j6	15	13.5		168	166	32	18	32	18	130	$37^{+0.1}_{0}$	⩾42	4	$38.92^{0}_{-0.03}$	M10X30	35X2X 30X16	200	0	136 160
JRTFHF69..	Flg.1	250	4	215	23	235	208	20	38	25	43	–	40H7	55	40h6	100	–	–	340	188	95.5
JRTFVF69..		180j6	15	13.5		180	180	42	25	42	25	130	$47^{+0.1}_{0}$	⩾52	4	$48.85^{0}_{-0.03}$	M16X50	45X2X 30X21	212	0	159.5 160
JRTFHF79..	Flg.1	300	4	265	37	284	241	30	36	35	41	–	50H7	70	50h6	124	–	–	423	234	115.5
JRTFVF79..		230h6	16	13.5		210	210	52	23	52	23	160	$55^{+0.1}_{0}$	⩾62	4	$54.13^{0}_{-0.03}$	M16X50	50X2X 30X24	270	0	200 200
JRTFHF89..	Flg.1	350	5	300	30	322	281	40	41	45	46	–	65H7	85	65h6	165	–	–	523.5	259	145.5
JRTFVF89..		250h6	18	17.5		240	240	62	25	62	25	180	$72^{+0.1}_{0}$	⩾82	4	$68.96^{0}_{-0.04}$	M20X60	65X2X 30X31	330	0	246.7 250
JRTFHF99..	Flg.2	450	5	400	41.5	379	345	50	55	55	60	–	75H7	95	75h6	200	–	–	619	321	173.5
JRTFVF99..		350h6	22	17.5		300	300	72	25	72	25	240	$72^{+0.1}_{0}$	⩾90	4	$74.15^{0}_{-0.04}$	M20X60	70X2X 30X34	400	0	285 300
JRTFHF109..	Flg.2	450	5	400	41	424	405	60	65	70	75	–	95H7	118	95h6	196	–	–	717	358	200
JRTFVF109..		350h6	22	17.5		353	350	89	26	89	26	290	$90^{+0.1}_{0}$	⩾105	6	$90.99^{0}_{-0.04}$	M20X60	85X3X 30X27	450	0	332.4 350
JRTFHF129..	Flg.2	550	5	500	51	509	485	70	85	80	95	–	105H7	135	105h6	229	–	–	856	429	236
		450h6	25	17.5															530	10	382.6 450
JRTFHF159..	Flg.2	660	6	600	60	610	580	80	90	90	100	–	125H7	155	125h6	275	–	–	1021	521	286
		550h6	28	22															660	15	447 550
JRTFHF169..	Flg.2	660	6	600	54	667	645	90	122	100	130	–	见图	190	见图	315	–	–	1038	536	282.5
		550h6	31	22															706	0	451.5 550

JRTFVF...花键轴执行DIN标准，需要GB或ISO标准请咨询杰牌
JRTFVF...Spline shaft is a cording to DIN standard .If you need GB or ISO standard . Please contact with us.

JRTFTF39..~JRTFTF69..

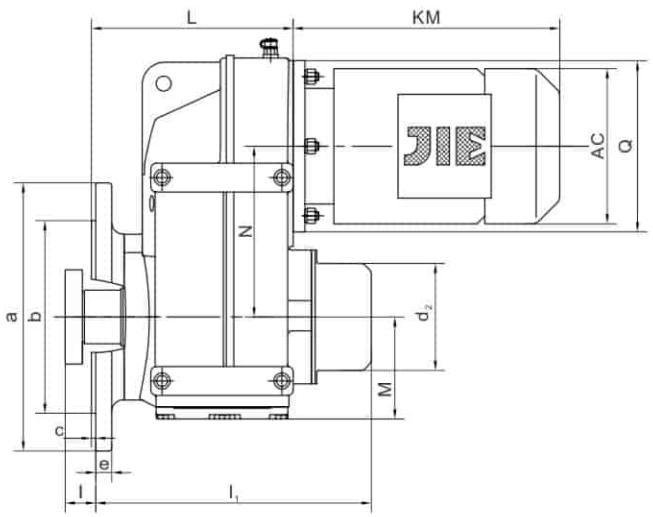

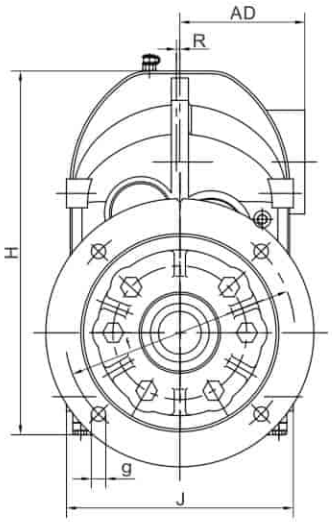

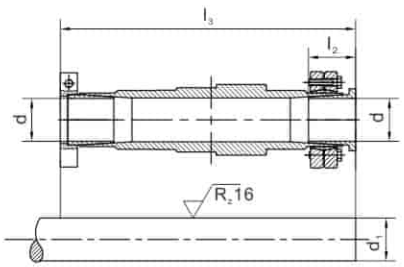

型号	a	b	c	e	f	g	H	J	L	R
JRTFTF39..	160	110j6	3.5	10	130	9	248	165	138	0
JRTFTF49..	200	130j6	3.5	12	165	11	270.5	180	162	0
JRTFTF59..	250	180j6	4	15	215	13.5	315	200	177	0
JRTFTF69..	250	180j6	4	15	215	13.5	340	212	188	0
型号	M	N	Q	l	l_1	l_2	l_3	d	d_1	d_2
JRTFTF39..	73.5	112	120	15.5	190	33	194	30H7	30h11	80
JRTFTF49..	77.5	128.1	120	17	223	37	232	35H7	35h11	88
JRTFTF59..	92.5	136	160	28.5	245	44	264	40H7	40h11	100
JRTFTF69..	95.5	159.5	160	28	258	44	276	40H7	40h11	100

JRTFAZ29..~JRTFAZ159..

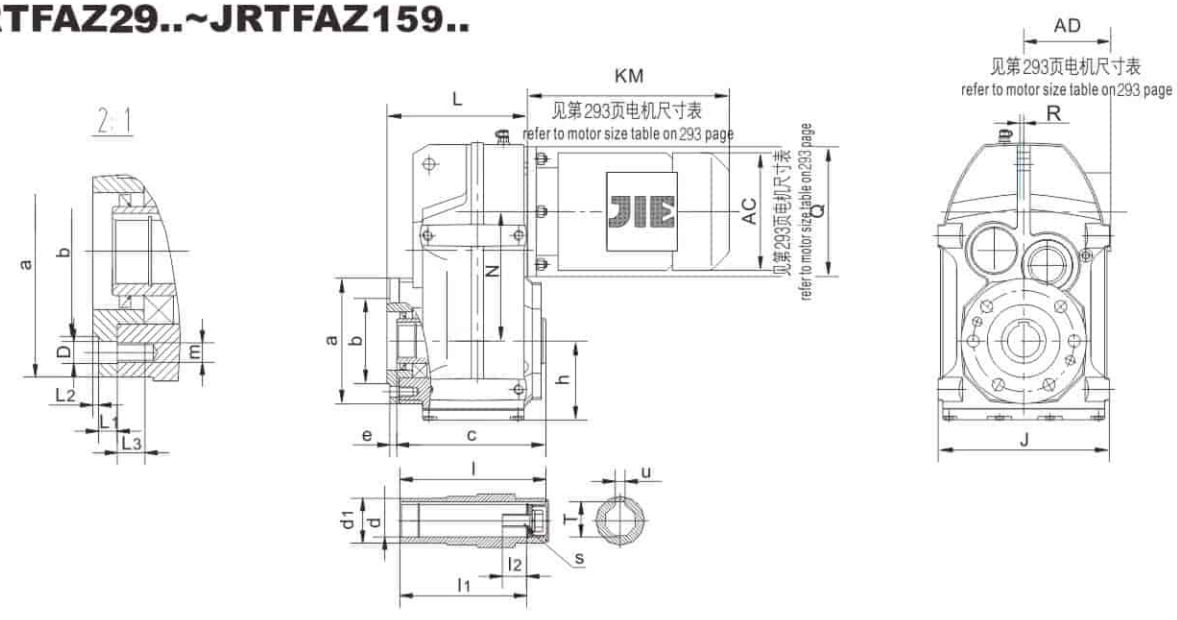

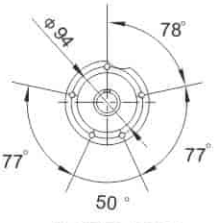

JRTF..Z39..

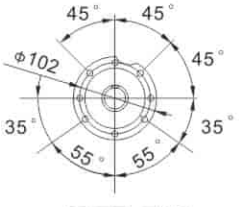

JRTF..Z49..

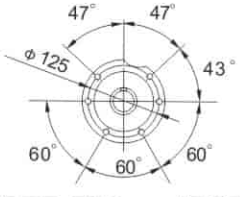

JRTF..Z59..、JRTF..Z69..

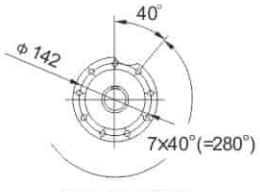

JRTF..Z79..

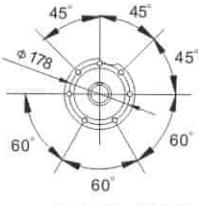

JRTF..Z89..



JRTF..Z99..

JRTFHZ29..~JRTFHZ159..

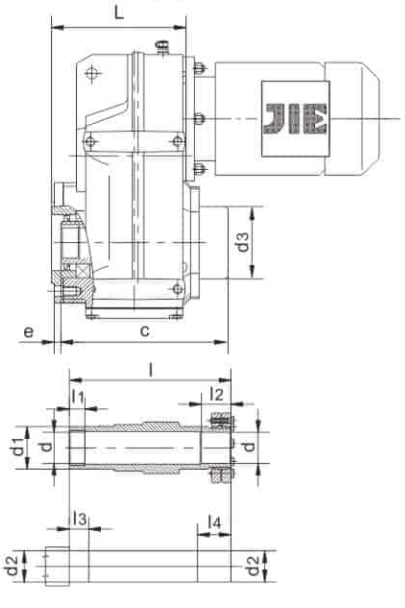

JRTFVZ29..~JRTFVZ109..

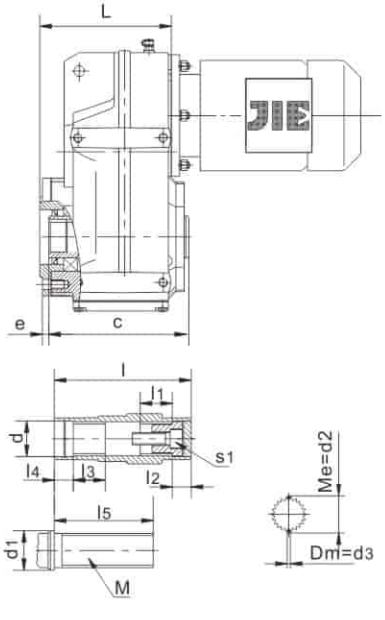



型号 Model	a	b	e	h	D	L R	L_1	L_2	L_3	Q	m	J	N	c
JRTFAZ29 JRTFHZ29 JRTFVZ29	102	74k6	2	60	-	95 0	-	3	16	120	M8	150	98.7	104 134 104
JRTFAZ39.. JRTFHZ39.. JRTFVZ39..	110	80j6	9	73.5	9	122 0	11.5	3	11	120	M8	165	112	123 166 122
JRTFAZ49.. JRTFHZ49.. JRTFVZ49..	120	80j6	8	77.5	9	144 0	11	3	11	120	M8	180	128.1	153 197 152
JRTFAZ59.. JRTFHZ59.. JRTFVZ59..	155	105j6	9	92.5	13.5	162 0	12	3.5	17	160	M12	200	136	170 221 168
JRTFAZ69.. JRTFHZ69.. JRTFVZ69..	155	105j6	8.5	95.5	13.5	173 0	12	3.5	17	160	M12	212	159.5	184 235 180
JRTFAZ79.. JRTFHZ79.. JRTFVZ79..	170	125j6	10	115.5	13.5	206 0	14	3.5	17	200	M12	270	200	213 284 210
JRTFAZ89.. JRTFHZ89.. JRTFVZ89..	215	155j6	11	145.5	17.5	239 0	15	4	26	250	M16	330	246.7	243 322 240
JRTFAZ99.. JRTFHZ99.. JRTFVZ99..	260	180j6	14	173.5	17.5	292 0	18	4	26	300	M16	400	285	303 379 300
JRTFAZ109.. JRTFHZ109.. JRTFVZ109..	304	210j6	8	200	22	312 0	22	4	28	350	M20	450	332.4	353 424 353
JRTFAZ129.. JRTFHZ129..	350	250j6	5	236	22	377.5 10	30	5	28	450	M20	530	382.6	413 509
JRTFHAZ159.. JRTFHZ159..	400	290j6	14	286	26	455 15	28	5	36	550	M24	660	447	503 610

型号 Model	l	l_1	l_2	l_3	l_4	l_5	d	d_1	d_2	d_3	U	T	S	S_1	M
JRTFAZ29	104	89	17	-	–	–	25H7	40	-	-	8	28.3	M10×25	-	-
JRTFHZ29	126	20	25	25	30	–	25H7	40	25h6	62	–	–	–	-	-
JRTFVZ29	104	22	17	22	17	72	$32^{+0.1}_{0}$	≥36	$28.05^{0}_{-0.03}$	2.75	–	–	–	M10×30	25×1.25×30×18
JRTFAZ39..	120	105	17	–	–	–	30H7	45	–	–	8	33.3	M10X25	–	–
JRTFHZ39..	146	20	31	25	36	–	30H7	45	30h6	80	–	–	–	–	–
JRTFVZ39..	120	25	18	25	18	85	$37^{+0.1}_{0}$	≥42	$33.03^{0}_{-0.03}$	2.25	–	–	–	M10X30	30X1.25X30X22
JRTFAZ49..	150	132	22	–	–	–	35H7	50	–	–	10	38.3	M10X25	–	–
JRTFHZ49..	177	20	32	25	37	–	35H7	50	35h6	88	–	–	–	–	–
JRTFVZ49..	150	32	18	32	18	115	$37^{+0.1}_{0}$	≥42	$38.92^{0}_{-0.03}$	4	–	–	–	M10X30	35X2X30X16
JRTFAZ59..	166	142	29	–	–	–	40H7	55	–	–	12	43.3	M16X40	–	–
JRTFHZ59..	195	20	26	25	31	–	40H7	55	40h6	100	–	–	–	–	–
JRTFVZ59..	166	32	18	32	18	130	$37^{+0.1}_{0}$	≥42	$38.92^{0}_{-0.03}$	4	–	–	–	M10X30	35X2X30X16
JRTFAZ69..	180	156	29	–	–	–	40H7	55	–	–	12	43.3	M16X40	–	–
JRTFHZ69..	208	20	38	25	43	–	40H7	55	40h6	100	–	–	–	–	–
JRTFVZ69..	180	42	25	42	25	130	$47^{+0.1}_{0}$	≥52	$48.85^{0}_{-0.03}$	4	–	–	–	M16X50	45X2X30X21
JRTFAZ79..	210	183	32	–	–	–	50H7	70	–	–	14	53.8	M16X45	–	–
JRTFHZ79..	241	30	36	35	41	–	50H7	70	50h6	124	–	–	–	–	–
JRTFVZ79..	210	52	23	52	23	160	$55^{+0.1}_{0}$	≥62	$54.13^{0}_{-0.03}$	4	–	–	–	M16X50	50X2X30X24
JRTFAZ89..	240	210	36	–	–	–	60H7	85	–	–	18	64.4	M20X50	–	–
JRTFHZ89..	281	40	41	45	46	–	65H7	85	65h6	165	–	–	–	–	–
JRTFVZ89..	240	62	25	62	25	180	$72^{+0.1}_{0}$	≥82	$68.96^{0}_{-0.04}$	4	–	–	–	M20X60	65X2X30X31
JRTFAZ99..	300	270	34	–	–	–	70H7	95	–	–	20	74.9	M20X50	–	–
JRTFHZ99..	345	50	55	55	60	–	75H7	95	75h6	200	–	–	–	–	–
JRTFVZ99..	300	72	25	72	25	240	$72^{+0.1}_{0}$	≥90	$74.15^{0}_{-0.04}$	4	–	–	–	M20X60	70X2X30X34
JRTFAZ109..	350	313	40	–	–	–	90H7	118	–	–	25	95.4	M24X60	–	–
JRTFHZ109..	405	60	65	70	75	–	95H7	118	95h6	196	–	–	–	–	–
JRTFVZ109..	350	89	26	89	26	290	$90^{+0.1}_{0}$	≥105	$90.99^{0}_{-0.04}$	6	–	–	–	M24X60	85X3X30X27
JRTFAZ129..	410	373	38	–	–	–	100H7	135	–	–	28	106.4	M24X60	–	–
JRTFHZ129..	485	70	85	80	95	–	105H7	135	105h6	229	–	–	–	M24X60	–
JRTFAZ159..	500	460	36	–	–	–	120H7	155	–	–	32	47.4	M24X60	–	–
JRTFHZ159..	580	80	90	90	100	–	125H7	155	125h6	275	–	–	–	M24X60	–

JRTFVZ...花键轴执行DIN标准，需要GB或ISO标准请咨询杰牌

JRTFVZ...Spline shaft is a cording to DIN standard .If you need GB or ISO standard . Please contact with us.

JRTF169..

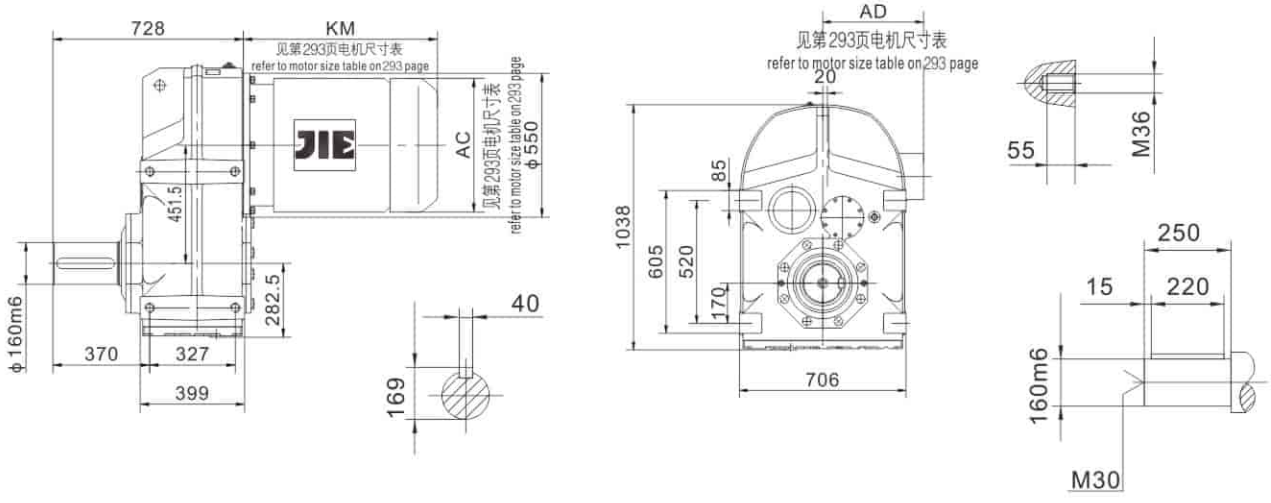

JRTFA169B..

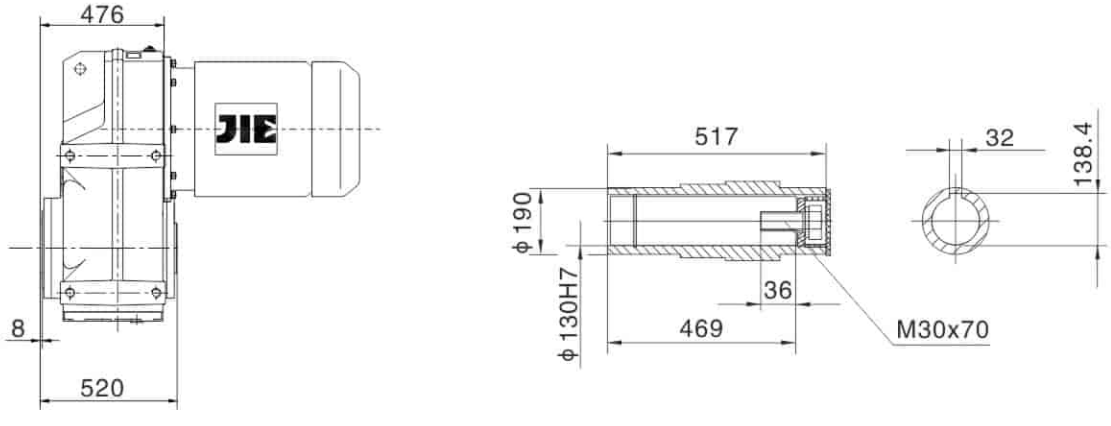

JRTFH169B..

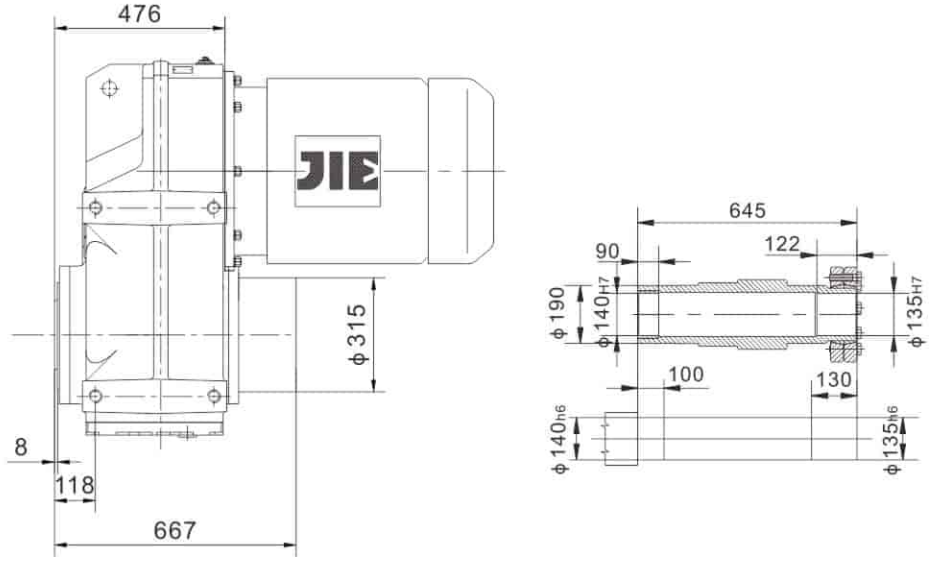

注：需要其他安装方式请咨询杰牌。
Notes: If you need other installation, please consult our company.

JRTF..AD..

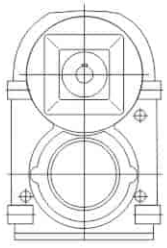

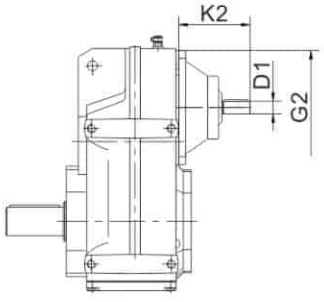

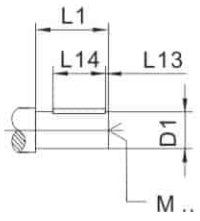

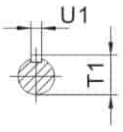

		G2	K2	D1	L1	L13	L14	T1	U1	M
JRTF..29 JRTF..39 JRTF..49	AD1	120	102	16 k6	40	4	32	18	5	M5
	AD2		130	19 k6	40	4	32	21.5	6	M6
JRTF..59	AD2	160	123	19 k6	40	4	32	21.5	6	M6
JRTF..69	AD3		159	24 k6	50	5	40	27	8	M8
JRTF..79	AD2	200	116	19 k6	40	4	32	21.5	6	M6
	AD3		151	24 k6	50	5	40	27	8	M8
	AD4		224	38 k6	80	5	70	41	10	M12
JRTF..89	AD2	250	111	19 k6	40	4	32	21.5	6	M6
	AD3		156	28 k6	60	5	50	31	8	M10
	AD4		219	38 k6	80	5	70	41	10	M12
	AD5		292	42 k6	110	10	70	45	12	M16
JRTF..99	AD3	300	151	28 k6	60	5	50	31	8	M10
	AD4		214	38 k6	80	5	70	41	10	M12
	AD5		287	42 k6	110	10	70	45	12	M16
	AD6		327	48 k6	110	10	80	51.5	14	M16
JRTF..109	AD3	350	145	28 k6	60	5	50	31	8	M10
	AD4		208	38 k6	80	5	70	41	10	M12
	AD5		281	42 k6	110	10	70	45	12	M16
	AD6		321	48 k6	110	10	80	51.5	14	M16
JRTF..129	AD4	450	193	38 k6	80	5	70	41	10	M12
	AD5		266	42 k6	110	10	70	45	12	M16
	AD6		306	48 k6	110	10	80	51.5	14	M16
	AD7		300	55 m6	110	10	90	59	16	M20
	AD8		383	70 m6	140	15	110	74.5	20	M20
JRTF..159 JRTF..169	AD5	550	258	42 k6	110	10	70	45	12	M16
	AD6		298	48 k6	110	10	80	51.5	14	M16
	AD7		292	55 m6	110	10	90	59	16	M20
	AD8		374	70 m6	140	15	110	74.5	20	M20

JRTF..R..

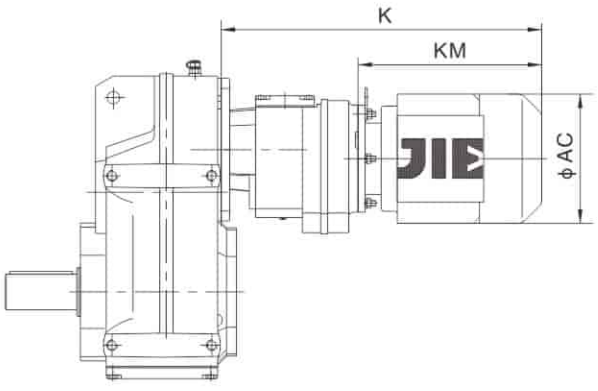

		AC	K	KM
JRTF..29R19 JRTF..39R19 JRTF..49R19	DN63	120	330	198
	DN71	135	360	228
	DN80	156	411	279
JRTF..59R39	DN63	120	363	198
	DN71	135	393	228
	DN80	156	444	279
JRTF..69R39	DN63	120	363	198
	DN71	135	393	228
	DN80	156	444	279
	DN90	175	456	291
JRTF..79R39	DN63	120	355	198
	DN71	135	385	228
	DN80	156	436	279
	DN90	175	448	291
JRTF..89R59	DN63	120	408	192
	DN71	135	437	221
	DN80	156	488	272
	DN90	175	500	284
	DN100	198	575	359
JRTF..99R59	DN63	120	403	192
	DN71	135	432	221
	DN80	156	483	272
	DN90	175	495	284
	DN100	198	570	359
	DN112M	221	603	392
JRTF..109R79	DN63	120	433	186
	DN71	135	461	214
	DN80	156	512	265
	DN90	175	524	277
	DN100	198	599	352

		AC	K	KM
JRTF..109R79	DN112M	221	630	383
	DN132S	221	680	433
	DN132M	263	727	480
	DN160	314	830	583
JRTF..129R79	DN63	120	418	186
	DN71	135	446	214
	DN80	156	497	265
	DN90	175	509	277
	DN100	198	584	352
	DN112M	221	615	383
	DN132S	221	665	433
	DN132M	263	712	480
	DN160	314	815	583
JRTF..129R89	DN80	156	540	260
	DN90	175	552	272
	DN100	198	627	347
	DN112M	221	658	378
	DN132S	221	708	428
	DN132M	263	754	474
	DN160	314	858	578
	DN180M	355	904	624
	DN180L	355	952	672
JRTF..159R99	DN90	175	592	267
	DN100	198	667	342
	DN112M	221	698	373
	DN132S	221	748	423
	DN132M	263	795	470
	DN160	314	898	573
	DN180M	355	944	619
	DN180L	355	992	667
	DN200L	397	1005	680

注：上表中电机尺寸为参考尺寸，因空间限制对电机尺寸有严格要求时请咨询杰牌。

Notes:The dimension of motor in the above table is only for reference .If you have special require, pls consult us.

八. JRTK 锥齿轮-齿轮减速电机
JRTK Helical Bevel Gearmotor

1. 设计方案
Versions of JIE gearmotor

JRTK锥齿轮–齿轮减速电机有以下设计方案:
The following types of helical-bevel geared motor can be supplied.

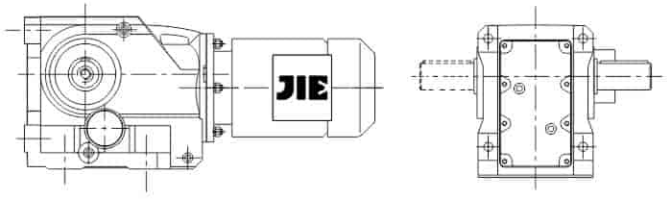

JRTK..D.. 底脚安装
Foot-mounted

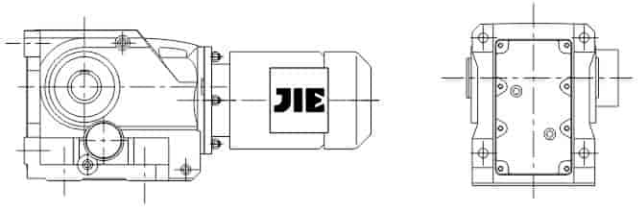

JRTKA..B D..
底脚空心轴安装
Foot-mounted with hollow shaft.

JRTKV..B D..
底脚花键空心轴(DIN5480)安装
Foot-mounted with hollow shaft and splined hollow shaft to DIN 5480.

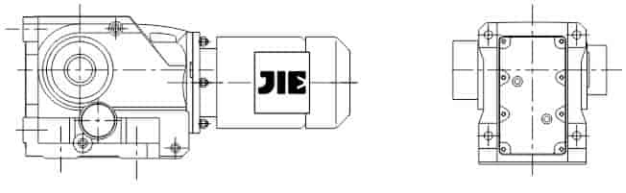

JRTKH..B D..
底脚空心轴锁紧盘安装
Foot-mounted with hollow shaft and shrink disk.

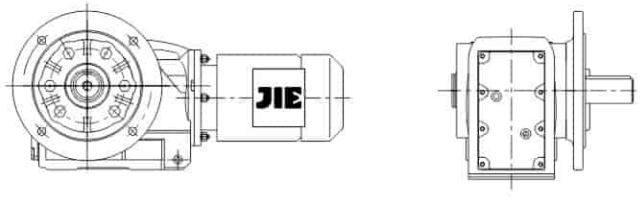

JRTKF..D..
B5 法兰安装
B5 flange-mounted version

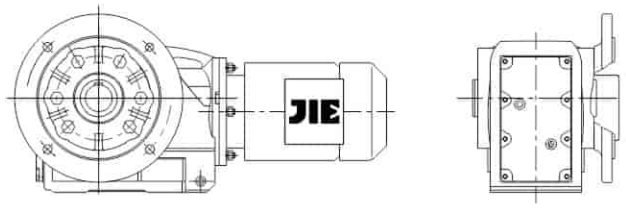

JRTKAF..D..
B5 法兰空心轴安装
B5 flange-mounted version with hollow shaft.

JRTKVF..D..
B5 法兰花键空心轴(DIN5480)安装
B5 flange-mounted version with hollow shaft and splined hollow shaft to DIN 5480.

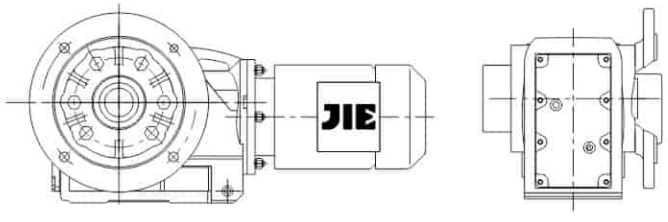

JRTKHF..D..
B5 法兰空心轴锁紧盘安装
B5 flange-mounted version with hollow shaft and shrink disk

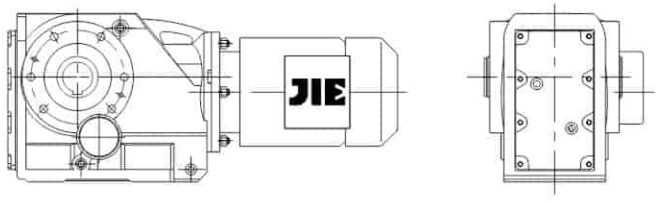

JRTKA..D..
空心轴安装
hollow shaft.
JRTKV..D..
花键空心轴(DIN5480)安装
hollow shaft and splined hollow shaft to DIN 5480.

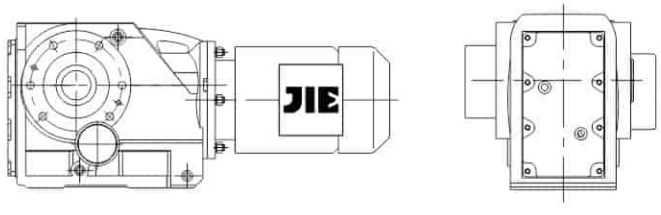

JRTKH..D..
空心轴锁紧盘安装
hollow shaft and shrink disk.

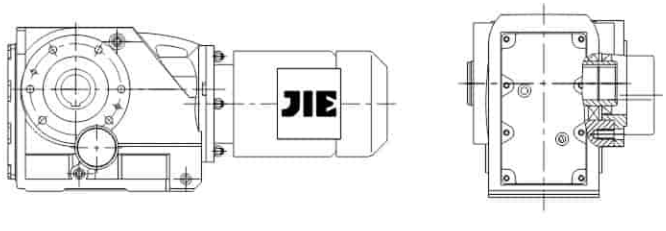

JRTKAZ..D..
B14 法兰空心轴安装
B14 flange-mounted version with hollow shaft.

JRTKVZ..D..
B14 法兰花键空心轴(DIN5480)安装

B14 flange mounted version with hollow shaft and splined hollow to DIN 5480.

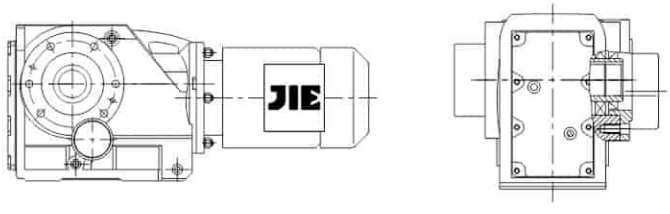

JRTKHZ..D..
B14 法兰空心轴锁紧盘安装
B14 flange mounted version with hollow shaft and shrink disk.

2. 可行的组合方式
Type of Combination

以下是JRTK锥齿轮–齿轮减速机与三相异步电动机功率（4极电机）的组合列表。表中给出了每种组合的速比范围。
The below is combination table between gear box and electromotor in each list the ratio range.

三相异步电动机功率 kW / 减速机型号	级 Stages	0.12~0.37	0.55~0.75	1.1~1.5	2.2~3	4	5.5	7.5
JRTK/KF/KA/KAF39	3	3.98-106.38	3.98-83.69	3.98-24.99 29.96-72.54	3.98-10.49 13.08-20.19 29.96-58.60			
JRTK/KF/KA/KAF49	3	7.36-11.77 13.65-31.30 39.61-131.87	4.64-104.37	4.64-90.86	4.64-21.81 25.91 35.39-63.30 75.20			
JRTK/KF/KA/KAF59	3	9.59-11.92 19.34-35.70 48.89-145.14	7.55-11.92 15.22-123.85	4.69-108.29	4.69-90.26	4.69-30.28 38.49-76.56		
JRTK/KF/KA/KAF69	3	10.63-12.48 19.30-35.62 48.77-144.79	8.37-12.48 15.19-123.54	5.2-108.03	5.2-90.04	5.2-30.22 38.39-76.37	5.2-24.00 38.39-60.66	5.2-24.00 38.39-60.66
JRTK/KF/KA/KAF79	3	25.62-38.39 64.75-192.18	10.84-12.36 20.25-38.39 51.18-154.02	7.24-135.28	7.24-113.56	7.24-97.05	7.24-30.89 40.04-78.07	7.24-30.89 40.04-78.07
JRTK/KF/KA/KAF89	3		16.00 27.88-31.39 70.46-197.37	11.17 16.00 19.45-31.39 49.16-174.19	8.29-11.17 14.45-147.32	8.29-11.17 14.45-126.91	7.21-102.71	7.21-102.71
JRTK/KF/KA/KAF99	3			24.75-38.30 62.55-176.05	18.96-38.30 47.93-176.05	18.96-38.30 47.93 -153.21	8.71-123.93	8.71-123.93
JRTK/KF/KA/KAF109	3				13.43 22.62-29.00 32.69 57.17-143.47	13.43 22.62-29.00 32.69 57.17-143.47	8.69-29.00 32.69-143.47	8.69-29.00 32.69-143.47
JRTK/KF/KA/KAF129	3							12.79 21.15-36.25 47.82-146.07

三相异步电动机功率 kW / 减速机型号	级 Stages	9.2	11	15	18.5~22	30
JRTK/KF/KA/KAF79	3	7.24-23.08 40.04-58.34	7.24-23.08 40.04-58.34			
JRTK/KF/KA/KAF89	3	7.21-79.34	7.21-79.34	7.21-79.34	7.21-14.45 17.42-24.92 36.52-63.00	
JRTK/KF/KA/KAF99	3	8.71-96.80	8.71-96.80	8.71-96.80	8.71-30.82 41.87-77.89	8.71-24.75 41.87-62.55
JRTK/KF/KA/KAF109	3	8.69-112.41	8.69-112.41	8.69-112.41	8.69-90.96	8.69-31.28 37.00-73.30
JRTK/KF/KA/KAF129	3	10.74-12.79 17.77-136.14	10.74-12.79 17.77-136.14	10.74-12.79 17.77-136.14	8.68-110.18	8.68-89.89
JRTK/KF/KA/KAF159	3		18.37-31.30 46.79-150.41	18.37-31.30 46.79-150.41	14.92-122.39	12.65-100.22
JRTK/KH169	3		24.52-32.25 51.77-164.50	24.52-32.25 51.77-164.50	20.32-32.25 42.89-134.99	17.34-109.83
JRTK/KH189	3		33.23-42.51 88.00-179.86	33.23-42.51 88.00-179.86	27.92-42.51 73.96-179.86	17.18-179.86

三相异步电动机功率 kW / 减速机型号	级 Stages	37~45	55	75~90	110~132	160~200
JRTK/KF/KA/KAF109	3	8.69-31.28 37.00-73.30				
JRTK/KF/KA/KAF129	3	8.68-89.89	8.68-31.37 40.19-70.95	8.68-31.37 40.19-70.95		
JRTK/KF/KA/KAF159	3	12.65-100.22	12.65-79.75	12.65-79.75	12.65-23.95 38.02-61.02	12.65-18.37 38.02-46.79
JRTK/KH169	3	17.34-109.83	17.34-87.86	17.34-87.86	17.34-68.07	17.34-24.52 36.61-51.77
JRTK/KH189	3	17.18-179.86	17.18-144.59	17.18-144.59	17.18-112.60	17.18-33.23 45.50-88.00

3. 传动比与最大扭矩
Ratio and Max Torque

JRTK39-59 n_e =1400 r/min

JRTK39			200Nm	
i	n_a [r/min]	M_{amax} [Nm]	F_{Ra} [N]	AD
106.38	13	200	5640	AD1
97.81	14	200	5640	
83.69	17	200	5640	
72.54	19	200	5520	
67.80	21	200	5360	
58.60	24	200	5020	
49.79	28	200	4660	
44.46	31	200	4420	
37.97	37	200	4100	
35.57	39	200	3970	
29.96	47	200	3650	AD2
28.83	49	200	3580	
24.99	56	200	3330	
23.36	60	195	3260	
20.19	69	185	3110	
17.15	82	180	2900	
15.31	91	175	2780	
13.08	107	165	2650	
12.14	115	160	2600	
10.49	133	160	2410	
8.91	157	160	2200	
7.96	176	155	2110	
6.80	206	150	1980	
6.37	220	145	1950	
5.36	261	140	1810	
3.98	352	125	1660	

JRTK49			400Nm	
i	n_a [r/min]	M_{amax} [Nm]	F_{Ra} [N]	AD
131.87	11	400	5920	AD2
121.48	12	400	5920	
104.37	13	400	5920	
90.86	15	400	5920	
85.12	16	400	5920	
75.20	19	400	5920	
69.84	20	400	5920	
63.30	22	400	5920	
56.83	25	400	5920	
48.95	29	400	5920	
46.03	30	400	5920	
39.61	35	400	5920	
35.39	40	400	5920	
31.30	45	400	5700	
29.32	48	400	5520	
25.91	54	400	5170	
24.06	58	400	4970	
21.81	64	400	4710	
19.58	72	400	4440	
16.86	83	380	4230	
15.86	88	380	4080	
13.65	103	360	3890	
12.19	115	350	3720	
11.77	119	280	4060	
10.56	133	280	3830	
9.10	154	280	3540	
8.56	164	270	3500	AD3
7.36	190	250	3390	
6.58	213	240	3270	
5.81	241	230	3140	
4.64	302	205	2980	

JRTK59			600Nm	
i	n_a [r/min]	M_{amax} [Nm]	F_{Ra} [N]	AD
145.14	9.6	600	7630	AD2
123.85	11	600	7630	
108.29	13	600	7630	
102.88	14	600	7630	
90.26	16	600	7630	
76.56	18	600	7630	
69.12	20	600	7630	
60.81	23	600	7630	
57.42	24	600	7630	
48.89	29	600	7630	
44.43	32	600	7630	
38.49	36	600	7630	
35.70	39	600	7630	
30.28	46	600	7310	
27.34	51	600	6930	
24.05	58	600	6480	
22.71	62	600	6280	
19.34	72	575	5910	
17.57	80	555	5740	
15.22	92	535	5430	AD3
13.25	106	510	5190	
11.92	117	415	5150	
11.26	124	415	4990	
9.59	146	405	4650	
8.71	161	390	4520	
7.55	185	365	4360	
6.57	213	345	4190	
4.69	299	300	3800	

JRTK69-89 n_e=1400 r/min



JRTK69			820 Nm	
i	n_a [r/min]	M_{amax} [Nm]	F_{Ra} [N]	AD
144.79	9.7	820	10300	AD2
123.54	11	820	10300	
108.03	13	820	10300	
102.62	14	820	10300	
90.04	16	820	10300	
76.37	18	820	10300	
68.95	20	820	10300	
60.66	23	820	10300	
57.28	24	820	10300	
48.77	29	820	10300	
44.32	32	820	10300	
38.39	36	820	10300	
35.62	39	820	10300	
30.22	46	820	10300	AD3
27.28	51	820	10300	
24.00	58	800	1050	
22.66	62	780	10700	
19.30	73	760	10800	
17.54	80	740	11000	
15.19	92	700	11300	
13.22	106	670	11500	
12.48	112	530	12300	
10.63	132	500	1180	
9.66	145	480	11500	
8.37	167	440	11100	
7.28	192	420	10700	
5.20	269	350	9870	

JRTK79			1550 Nm	
i	n_a [r/min]	M_{amax} [Nm]	F_{Ra} [N]	AD
192.18	7.3	1450	16100	AD2
179.37	7.8	1450	16100	
154.02	9.1	1550	15400	
135.28	10	1550	15400	
128.52	11	1550	15400	
113.56	12	1550	15400	
97.05	14	1550	15400	
88.97	16	1550	15400	
78.07	18	1550	15400	
73.99	19	1550	15400	
64.75	22	1550	15400	
58.34	24	1550	15400	
51.18	27	1550	15400	
45.16	31	1550	15400	
40.04	35	1550	15400	AD3
38.39	36	1550	15400	
35.20	40	1550	15400	
30.89	45	1550	15400	
29.27	48	1550	15400	AD4
25.62	55	1550	15400	
23.08	61	1550	15400	
20.25	69	1550	15700	
17.87	78	1450	16100	
15.84	88	1400	15500	
13.52	104	1340	14800	
12.36	113	1000	15100	
10.84	129	990	14400	
9.56	146	940	13900	
8.48	165	890	13500	
7.24	193	820	13100	

JRTK89			2700 Nm	
i	n_a [r/min]	M_{amax} [Nm]	F_{Ra} [N]	AD
197.37	7.1	2700	27300	AD2
174.19	8.0	2700	27300	
164.34	8.5	2700	27300	
147.32	9.5	2700	27300	
126.91	11	2700	27300	
115.82	12	2700	27300	
102.71	14	2700	27300	
86.34	16	2700	27300	
79.34	18	2700	27300	AD3
70.46	20	2700	27300	
63.00	22	2700	26200	
56.64	25	2700	25000	
49.16	28	2700	23500	
44.02	32	2600	22800	
36.52	38	2500	21400	
31.39	45	2700	19200	AD4
27.88	50	2600	18500	
24.92	56	2500	18000	
22.41	62	2300	17900	
19.45	72	2300	16800	
17.42	80	2200	16300	
16.00	87	1800	16000	
14.45	97	2100	15300	
12.56	111	2000	14800	
11.17	125	1500	14900	
10.00	140	1500	14200	AD5
8.29	169	1400	13500	
7.21	194	1300	13200	

JRTK99-129, n_e=1400 r/min

JRTK99			4300Nm	
i	n_a [r/min]	M_{amax} [Nm]	F_{Ra} [N]	AD
176.05	8.0	4300	40000	AD3
153.21	9.1	4300	40000	
140.28	10	4300	40000	
123.93	11	4300	40000	
105.13	13	4300	40000	
96.80	14	4300	40000	
86.52	16	4300	38800	
77.89	18	4300	37100	
70.54	20	4300	35600	
62.55	22	4300	33800	AD4
56.55	25	4300	32300	
47.93	29	4300	30000	
41.87	33	4300	28300	
38.30	37	4300	27100	AD5
34.23	41	4300	25700	
30.82	45	4300	24500	
27.91	50	4300	23300	
24.75	57	4300	22000	
22.37	63	4300	20900	
18.96	74	4300	19100	
16.56	85	4300	17800	
13.85	101	4300	16100	AD6
11.99	117	3890	16200	
10.41	134	2870	16400	AD5
8.71	161	2660	15800	AD6

JRTK109			8000Nm	
i	n_a [r/min]	M_{amax} [Nm]	F_{Ra} [N]	AD
143.47	9.8	8000	65000	AD4
121.46	12	8000	61700	
112.41	12	8000	59700	
100.75	14	8000	57000	
90.96	15	8000	54600	
82.61	17	8000	52400	
73.30	19	8000	49700	
66.52	21	8000	47600	
57.17	24	8000	44400	
49.90	28	7840	42200	
42.33	33	7360	40500	AD5
37.00	38	7200	38500	
32.69	43	7200	36300	
31.28	45	6800	36700	
29.00	48	7200	34000	AD6
26.32	53	7200	32000	
22.62	62	7200	28900	
19.74	71	7200	26100	
16.75	84	7050	23600	
14.64	96	6890	21900	
13.43	104	4300	29200	
11.73	119	4300	27500	
9.94	141	4190	25800	
8.69	161	4070	24600	

JRTK129			13000 Nm	
i	n_a [r/min]	M_{amax} [Nm]	F_{Ra} [N]	AD
146.07	9.6	13000	79200	AD4
136.14	10	13000	79200	
122.48	11	13000	79200	
110.18	13	13000	79200	
89.89	16	13000	75100	AD5
81.98	17	13000	72100	
70.95	20	13000	67700	
62.60	22	13000	64000	
54.07	26	13000	59900	
47.82	29	13000	56500	
40.19	35	13000	52000	AD6
36.25	39	13000	49400	AD7
31.37	45	13000	45900	
27.68	51	13000	43000	
23.91	59	13000	39800	
21.15	66	13000	37200	AD8
17.77	79	13000	33600	
14.35	98	12100	31800	
12.79	109	8530	35400	
10.74	130	8000	33900	
8.68	161	7230	32500	

JRTK159-189, JRTK39R19,JRTK49/59R39 n_e=1400 r/min

JRTK159				18000 Nm
i	n_a [r/min]	M_{amax} [Nm]	F_{Ra} [N]	AD
150.41	9.3	18000	112200	AD5
122.39	11	18000	106500	
100.22	14	18000	98000	
91.65	15	18000	94400	
79.75	18	18000	88900	
70.38	20	18000	84200	
61.02	23	18000	79000	
54.29	26	18000	74900	AD6
46.79	30	18000	70000	AD7
38.02	37	18000	63300	
31.30	45	18000	57500	AD8
27.62	51	18000	54000	
23.95	58	18000	50000	
21.31	66	18000	47000	
18.37	76	18000	43200	
14.92	94	18000	38200	
12.65	111	17000	36700	

JRTK169				32000 Nm
i	n_a [r/min]	M_{amax} [Nm]	F_{Ra} [N]	AD
164.50	8.5	32000	150000	AD5
134.99	10	32000	150000	AD6
109.83	13	32000	150000	
87.86	16	32000	147200	AD7
78.14	18	32000	140100	
68.07	21	32000	132000	
60.74	23	32000	125600	
51.77	27	32000	117000	AD8
42.89	33	32000	107400	
36.61	38	32000	99700	
32.25	43	32000	93700	
28.77	49	32000	88600	
24.52	57	32000	81700	
20.32	69	32000	74000	
17.34	81	32000	67900	

JRTK189				50000 Nm
i	n_a [r/min]	M_{amax} [Nm]	F_{Ra} [N]	AD
179.86	7.8	50000	189900	
165.21	8.5	50000	189900	AD6
144.59	9.7	50000	189900	
129.69	11	50000	188200	
112.60	12	50000	177200	AD7
102.16	14	50000	169900	
88.00	16	50000	159000	
73.96	19	50000	147000	
64.04	22	50000	137500	
53.36	26	50000	126100	
45.50	31	50000	116600	
42.51	33	50000	112700	AD8
38.57	36	50000	107200	
33.23	42	50000	99100	
27.92	50	50000	90200	
24.18	58	47600	86800	
20.15	69	43900	84000	
17.18	81	41400	80800	

JRTK39R19						200Nm
i	n_a [r/min]	Stage K39	Stage R19	M_{amax} [Nm]	F_{Ra} [N]	
6832	0.20	3	3	200	5640	
5922	0.24	3	3	200	5640	
5491	0.25	3	3	200	5640	
4759	0.29	3	3	200	5640	
4160	0.34	3	3	200	5640	
3645	0.38	3	3	200	5640	
3205	0.44	3	3	200	5640	
2801	0.50	3	3	200	5640	
2454	0.57	3	3	200	5640	
2166	0.65	3	3	200	5640	
1891	0.74	3	3	200	5640	
1660	0.84	3	3	200	5640	
1466	0.95	3	3	200	5640	
1288	1.1	3	3	200	5640	
1136	1.2	3	3	200	5640	
996	1.4	3	2	200	5640	
876	1.6	3	2	200	5640	
761	1.8	3	2	200	5640	
671	2.1	3	2	200	5640	
585	2.4	3	2	200	5640	
512	2.7	3	2	200	5640	
451	3.1	3	2	200	5640	
396	3.5	3	2	200	5640	
346	4.0	3	2	200	5640	
304	4.6	3	2	200	5640	
267	5.2	3	2	200	5640	
234	6.0	3	2	200	5640	
205	6.8	3	2	200	5640	
181	7.7	3	2	200	5640	
160	8.8	3	2	200	5640	
136	10	3	2	200	5640	
127	11	3	2	200	5640	
110	13	3	2	200	5640	
96	15	3	2	200	5640	

JRTK49R39						400Nm
i	n_a [r/min]	Stage K49	Stage R39	M_{amax} [Nm]	F_{Ra} [N]	
10138	0.14	3	3	400	5920	
8534	0.16	3	3	400	5920	
7662	0.18	3	3	400	5920	
6826	0.21	3	3	400	5920	
5983	0.23	3	3	400	5920	
5159	0.27	3	3	400	5920	
4601	0.30	3	3	400	5920	
3940	0.36	3	3	400	5920	
3477	0.40	3	3	400	5920	
3043	0.46	3	3	400	5920	
2733	0.51	3	3	400	5920	
2354	0.59	3	3	400	5920	
2063	0.68	3	3	400	5920	
1819	0.77	3	3	400	5920	
1586	0.88	3	3	400	5920	
1388	1.0	3	3	400	5920	
1222	1.1	3	2	400	5920	
1097	1.3	3	2	400	5920	
945	1.5	3	2	400	5920	
831	1.7	3	2	400	5920	
718	1.9	3	2	400	5920	
639	2.2	3	2	400	5920	
552	2.5	3	2	400	5920	
495	2.8	3	2	400	5920	
426	3.3	3	2	400	5920	
375	3.7	3	2	400	5920	
327	4.3	3	2	400	5920	
289	4.8	3	2	400	5920	
256	5.5	3	2	400	5920	
225	6.2	3	2	400	5920	
198	7.1	3	2	400	5920	
171	8.2	3	2	400	5920	
153	9.2	3	2	400	5920	
131	11	3	2	400	5920	
112	13	3	2	400	5920	
99	14	3	2	400	5920	
94	15	3	2	400	5920	

JRTK59R39						600 Nm
i	n_a [r/min]	Stage K59	Stage R39	M_{amax} [Nm]	F_{Ra} [N]	
12169	0.12	3	3	600	7630	
11162	0.13	3	3	600	7630	
9503	0.15	3	3	600	7630	
8547	0.16	3	3	600	7630	
7277	0.19	3	3	600	7630	
6478	0.22	3	3	600	7630	
5662	0.25	3	3	600	7630	
5033	0.28	3	3	600	7630	
4340	0.32	3	3	600	7630	
3854	0.36	3	3	600	7630	
3390	0.41	3	3	600	7630	
2924	0.48	3	3	600	7630	
2593	0.54	3	3	600	7630	
2249	0.62	3	3	600	7630	
1986	0.70	3	3	600	7630	
1743	0.80	3	2	600	7630	
1539	0.91	3	2	600	7630	
1354	1.0	3	2	600	7630	
1174	1.2	3	2	600	7630	
1036	1.4	3	2	600	7630	
906	1.5	3	2	600	7630	
806	1.7	3	2	600	7630	
699	2.0	3	2	600	7630	
615	2.3	3	2	600	7630	
544	2.6	3	2	600	7630	
473	3.0	3	2	600	7630	
421	3.3	3	2	600	7630	
362	3.9	3	2	600	7630	
319	4.4	3	2	600	7630	
280	5.0	3	2	600	7630	
246	5.7	3	2	600	7630	
215	6.5	3	2	600	7630	
192	7.3	3	2	600	7630	
166	8.4	3	2	600	7630	
145	9.7	3	2	600	7630	
129	11	3	2	600	7630	
111	13	3	2	600	7630	
97	14	3	2	600	7630	

JRTK69/79R39,JRTK89R59 n_e=1400 r/min

JRTK69R39				820Nm	
i	n_a [r/min]	Stage K69	Stage R39	M_{amax} [Nm]	F_{Ra} [N]
12139	0.12	3	3	820	10300
11134	0.13	3	3	820	10300
9479	0.15	3	3	820	10300
8173	0.17	3	3	820	10300
7259	0.19	3	3	820	10300
6462	0.22	3	3	820	10300
5648	0.25	3	3	820	10300
4846	0.29	3	3	820	10300
4329	0.32	3	3	820	10300
3750	0.37	3	3	820	10300
3315	0.42	3	3	820	10300
2917	0.48	3	3	820	10300
2532	0.55	3	3	820	10300
2244	0.62	3	3	820	10300
1981	0.71	3	3	820	10300
1739	0.81	3	2	820	10300
1535	0.91	3	2	820	10300
1351	1.0	3	2	820	10300
1171	1.2	3	2	820	10300
1034	1.4	3	2	820	10300
903	1.6	3	2	820	10300
793	1.8	3	2	820	10300
697	2.0	3	2	820	10300
613	2.3	3	2	820	10300
542	2.6	3	2	820	10300
471	3.0	3	2	820	10300
420	3.3	3	2	820	10300
361	3.9	3	2	820	10300
323	4.3	3	2	820	10300
279	5.0	3	2	820	10300
246	5.7	3	2	820	10300
217	6.5	3	2	820	10300
191	7.3	3	2	820	10300
166	8.4	3	2	820	10300
144	9.7	3	2	820	10300
122	11	3	2	820	10300

JRTK79R39				1550Nm	
i	n_a [r/min]	Stage K79	Stage R39	M_{amax} [Nm]	F_{Ra} [N]
15310	0.09	3	3	1550	15400
14043	0.10	3	3	1550	15400
11955	0.12	3	3	1550	15400
10217	0.14	3	3	1550	15400
8809	0.16	3	3	1550	15400
7528	0.19	3	3	1500	15400
6606	0.21	3	3	1550	15400
5774	0.24	3	3	1550	15400
5089	0.28	3	3	1550	15400
4489	0.31	3	3	1550	15400
3961	0.35	3	3	1550	15400
3485	0.40	3	3	1500	15400
2901	0.48	3	3	1550	15400
2717	0.52	3	3	1550	15400
2370	0.59	3	3	1550	15400
2050	0.68	3	2	1550	15400
1772	0.79	3	2	1550	15400
1514	0.92	3	2	1500	15400
1388	1.0	3	2	1550	15400
1218	1.1	3	2	1550	15400
1053	1.3	3	2	1550	15400
924	1.5	3	2	1550	15400
815	1.7	3	2	1550	15400
709	2.0	3	2	1500	15400
622	2.3	3	2	1550	15400
552	2.5	3	2	1550	15400
485	2.9	3	2	1550	15400
428	3.3	3	2	1550	15400
367	3.8	3	2	1550	15400
328	4.3	3	2	1500	15400
290	4.8	3	2	1550	15400
252	5.6	3	2	1550	15400
221	6.3	3	2	1550	15400
195	7.2	3	2	1550	15400
175	8.0	3	2	1550	15400
154	9.1	3	2	1550	15400

JRTK89R59				2700 Nm	
i	n_a [r/min]	Stage K89	Stage R59	M_{amax} [Nm]	F_{Ra} [N]
14829	0.09	3	3	2700	27300
13168	0.11	3	3	2700	27300
11737	0.12	3	3	2700	27300
10217	0.14	3	3	2700	27300
9073	0.15	3	3	2700	27300
7854	0.18	3	3	2700	27300
6832	0.20	3	3	2700	27300
5930	0.24	3	3	2700	27300
5240	0.27	3	3	2700	27300
4562	0.31	3	3	2700	27300
4037	0.35	3	3	2700	27300
3609	0.39	3	3	2700	27300
3107	0.45	3	3	2700	27300
2728	0.51	3	3	2700	27300
2371	0.59	3	3	2700	27300
2088	0.67	3	2	2700	27300
1854	0.76	3	2	2700	27300
1657	0.84	3	2	2700	27300
1415	0.99	3	2	2700	27300
1229	1.1	3	2	2700	27300
1078	1.3	3	2	2700	27300
951	1.5	3	2	2700	27300
837	1.7	3	2	2700	27300
726	1.9	3	2	2700	27300
628	2.2	3	2	2700	27300
562	2.5	3	2	2700	27300
474	3.0	3	2	2700	27300
426	3.3	3	2	2700	27300
373	3.8	3	2	2700	27300
330	4.2	3	2	2700	27300
294	4.8	3	2	2700	27300
250	5.6	3	2	2700	27300
236	5.9	3	2	2700	27300
201	7.0	3	2	2700	27300
183	7.7	3	2	2700	27300
159	8.8	3	2	2700	27300
141	9.9	3	2	2700	27400

JRTK99R59,JRTK109/129R79 n_e=1400 r/min



JRTK99R59				4300Nm	
i	n_a [r/min]	Stage K99	R59	M_{amax} [Nm]	F_{Ra} [N]
18091	0.08	3	3	4300	40000
16666	0.08	3	3	4300	40000
14897	0.09	3	3	4300	40000
13182	0.11	3	3	4300	40000
11677	0.12	3	3	4300	40000
10317	0.14	3	3	4300	40000
9083	0.15	3	3	4300	40000
8054	0.17	3	3	4300	40000
6970	0.20	3	3	4300	40000
6027	0.23	3	3	4300	40000
5391	0.26	3	3	4300	40000
4669	0.30	3	3	4300	40000
4082	0.34	3	3	4300	40000
3583	0.39	3	3	4300	40000
3108	0.45	3	3	4300	40000
2757	0.51	3	3	4300	40000
2419	0.58	3	2	4300	40000
2123	0.66	3	2	4300	40000
1856	0.75	3	2	4300	40000
1625	0.86	3	2	4300	40000
1430	0.98	3	2	4300	40000
1261	1.1	3	2	4300	40000
1102	1.3	3	2	4300	40000
957	1.5	3	2	4300	40000
855	1.6	3	2	4300	40000
743	1.9	3	2	4300	40000
652	2.1	3	2	4300	40000
573	2.4	3	2	4300	40000
504	2.8	3	2	4300	40000
437	3.2	3	2	4300	40000
382	3.7	3	2	4300	40000
342	4.1	3	2	4300	40000
305	4.6	3	2	4300	40000
258	5.4	3	2	4300	40000
232	6.0	3	2	4300	40000
199	7.0	3	2	4300	40000

JRTK109R79				8000Nm	
i	n_a [r/min]	Stage K109	R79	M_{amax} [Nm]	F_{Ra} [N]
14311	0.10	3	3	8000	65000
12211	0.11	3	3	8000	65000
10677	0.13	3	3	8000	65000
9524	0.15	3	3	8000	65000
8328	0.17	3	3	8000	65000
7270	0.19	3	3	8000	65000
6184	0.23	3	3	8000	65000
5662	0.25	3	3	8000	65000
5138	0.27	3	3	8000	65000
4359	0.32	3	3	8000	65000
3810	0.37	3	3	8000	65000
3358	0.42	3	3	8000	65000
2977	0.47	3	3	8000	65000
2599	0.54	3	3	8000	65000
2286	0.61	3	3	8000	65000
1939	0.72	3	3	8000	65000
1713	0.82	3	2	8000	65000
1554	0.90	3	2	8000	65000
1336	1.0	3	2	8000	65000
1166	1.2	3	2	8000	65000
1030	1.4	3	2	8000	65000
904	1.5	3	2	8000	65000
793	1.8	3	2	8000	65000
696	2.0	3	2	8000	65000
615	2.3	3	2	8000	65000
522	2.7	3	2	8000	65000
461	3.0	3	2	8000	65000
408	3.4	3	2	8000	65000
364	3.8	3	2	8000	65000
318	4.4	3	2	8000	65000
286	4.9	3	2	8000	65000
251	5.6	3	2	8000	65000
222	6.3	3	2	8000	65000
196	7.1	3	2	8000	65000
174	8.0	3	2	7200	65000
154	9.1	3	2	7200	65000
140	10	3	2	7200	65000

JRTK129R79				13000Nm	
i	n_a [r/min]	Stage K129	R79	M_{amax} [Nm]	F_{Ra} [N]
17550	0.08	3	3	13000	79200
16006	0.09	3	3	13000	79200
14975	0.09	3	3	13000	79200
12440	0.11	3	3	13000	79200
10915	0.13	3	3	13000	79200
9818	0.14	3	3	13000	79200
8443	0.17	3	3	13000	79200
7482	0.19	3	3	13000	79200
6565	0.21	3	3	13000	79200
5804	0.24	3	3	13000	79200
5027	0.28	3	3	13000	79200
4423	0.32	3	3	13000	79200
3889	0.36	3	3	13000	79200
3311	0.42	3	3	13000	79200
3009	0.47	3	3	13000	79200
2607	0.54	3	3	13000	79200
2268	0.62	3	3	13000	79200
1926	0.73	3	2	13000	79200
1757	0.80	3	2	13000	79200
1541	0.91	3	2	13000	79200
1342	1.0	3	2	13000	79200
1177	1.2	3	2	13000	79200
1025	1.4	3	2	13000	79200
899	1.6	3	2	13000	79200
790	1.8	3	2	13000	79200
704	2.0	3	2	13000	79200
610	2.3	3	2	13000	79200
549	2.6	3	2	13000	79200
477	2.9	3	2	13000	79200
418	3.3	3	2	13000	79200

JRTK129R89,JRTK159R99,JRTK159R109 n_e=1400 r/min

JRTK129R89				13000 Nm	
i	n_a [r/min]	Stage K129	Stage R89	M_{amax} [Nm]	F_{Ra} [N]
536	2.6	3	2	13000	79200
473	3.0	3	2	13000	79200
418	3.3	3	2	13000	79200
367	3.8	3	2	13000	79200
330	4.2	3	2	13000	79200
287	4.9	3	2	13000	79200
253	5.5	3	2	13000	79200
213	6.6	3	2	13000	79200
200	7.0	3	2	13000	79700
166	8.4	3	2	13000	79700
147	9.5	3	2	13000	79700

JRTK159R99				18000Nm	
i	n_a [r/min]	Stage K159	Stage R99	M_{amax} [Nm]	F_{Ra} [N]
17679	0.08	3	3	18000	112200
15729	0.09	3	3	18000	112200
14721	0.10	3	3	18000	112200
13097	0.11	3	3	18000	112200
11368	0.12	3	3	18000	112200
10114	0.14	3	3	18000	112200
8718	0.16	3	3	18000	112200
7734	0.18	3	3	18000	112200
6881	0.20	3	3	18000	112200
5931	0.24	3	3	18000	112200
5074	0.28	3	3	18000	112200
4514	0.31	3	3	18000	112200
3979	0.35	3	3	18000	112200
3516	0.40	3	3	18000	112200
3051	0.46	3	3	18000	112200
2610	0.54	3	3	18000	112200
2322	0.60	3	3	18000	112200
2029	0.69	3	3	18000	112200
1805	0.78	3	3	18000	112200
1659	0.84	3	2	18000	112200
1365	1.0	3	2	18000	112200
1229	1.1	3	2	18000	112200
1093	1.3	3	2	18000	112200
942	1.5	3	2	18000	112200
854	1.6	3	2	18000	112200
756	1.9	3	2	18000	112200
661	2.1	3	2	18000	112200
567	2.5	3	2	18000	112200
504	2.8	3	2	18000	112200
434	3.2	3	2	18000	112200
379	3.7	3	2	18000	112200
333	4.2	3	2	18000	112200
291	4.8	3	2	18000	112200

JRTK159R109				18000Nm	
i	n_a [r/min]	Stage K159	Stage R109	M_{amax} [Nm]	F_{Ra} [N]
385	3.6	3	2	18000	112200
325	4.3	3	2	18000	111200
299	4.7	3	2	18000	111200
253	5.5	3	2	18000	112200
230	6.1	3	2	18000	111200
213	6.6	3	2	18000	111200
187	7.5	3	2	18000	112200
157	8.9	3	2	18000	111200
122	11	3	2	18000	106500
107	13	3	2	18000	100700

JRTK169/189R99,JRTK169/189R109 n_e=1400 r/min

JRTK169R99				32000Nm	
i	n_a [r/min]	Stage K169	Stage R99	M_{amax} [Nm]	F_{Ra} [N]
19723	0.07	3	3	32000	150000
17406	0.08	3	3	32000	150000
15000	0.09	3	3	32000	150000
13238	0.11	3	3	32000	150000
11573	0.12	3	3	32000	150000
10264	0.14	3	3	32000	150000
8628	0.16	3	3	32000	150000
6562	0.21	3	3	32000	150000
5355	0.26	3	3	32000	150000
4788	0.29	3	3	32000	150000
4079	0.34	3	3	32000	150000
3376	0.41	3	3	32000	150000
2755	0.51	3	3	32000	150000
2263	0.62	3	3	32000	150000
2182	0.64	3	2	32000	150000
1704	0.82	3	2	32000	150000
1408	0.99	3	2	32000	150000
1296	1.1	3	2	32000	150000
1101	1.3	3	2	32000	150000
944	1.5	3	2	32000	150000
843	1.7	3	2	32000	150000
757	1.8	3	2	32000	150000
632	2.2	3	2	32000	150000
561	2.5	3	2	32000	150000
481	2.9	3	2	32000	150000
423	3.3	3	2	32000	150000
369	3.8	3	2	32000	150000

JRTK189R109				50000Nm
i	n_a [1/min]	M_{amax} [Nm]	F_{Ra} [N]	
835	1.7	50000	190000	
729	1.9	50000	190000	
622	2.3	50000	190000	
520	2.7	50000	190000	
454	3.1	50000	190000	
355	3.9	50000	190000	
261	5.4	50000	190000	
221	6.3	50000	190000	
193	7.3	50000	190000	
163	8.6	50000	190000	

JRTK169R109				32000Nm	
i	n_a [r/min]	Stage K169	Stage R109	M_{amax} [Nm]	F_{Ra} [N]
318	4.4	3	2	32000	150000
278	5.0	3	2	32000	150000
244	5.7	3	2	32000	150000
213	6.6	3	2	32000	150000
206	6.8	3	2	32000	150000
180	7.8	3	2	32000	150000
160	8.8	3	2	32000	150000
135	10	3	2	32000	150000
118	12	3	2	32000	150000

JRTK189R99				50000Nm	
i	n_a [r/min]	Stage K189	Stage R99	M_{amax} [Nm]	F_{Ra} [N]
32625	0.04	3	3	50000	189900
27165	0.05	3	3	50000	189900
24353	0.06	3	3	50000	189900
19144	0.07	3	3	50000	189900
16978	0.08	3	3	50000	189900
14272	0.10	3	3	50000	189900
13116	0.11	3	3	50000	189900
11647	0.12	3	3	50000	189900
10413	0.13	3	3	50000	189900
9363	0.15	3	3	50000	189900
8126	0.17	3	3	50000	189900
7343	0.19	3	3	50000	189900
6747	0.21	3	3	50000	189900
5991	0.23	3	3	50000	189900
5358	0.26	3	3	50000	189900
4817	0.29	3	3	50000	189900
4370	0.32	3	3	50000	189900
3609	0.39	3	3	50000	189900
3062	0.46	3	3	50000	189900
2818	0.50	3	3	50000	189900
2519	0.56	3	2	50000	189900
2268	0.62	3	2	50000	189900
2054	0.68	3	2	50000	189900
1821	0.77	3	2	50000	189900
1605	0.87	3	2	50000	189900
1395	1.0	3	2	50000	189900
1196	1.2	3	2	50000	189900
1046	1.3	3	2	50000	189900
945	1.5	3	2	50000	189900
738	1.9	3	2	50000	189900
621	2.3	3	2	50000	189900
527	2.7	3	2	50000	189900

4. 选型表注释
Model Selection Table

选型表的结构
Structure of the selection tables

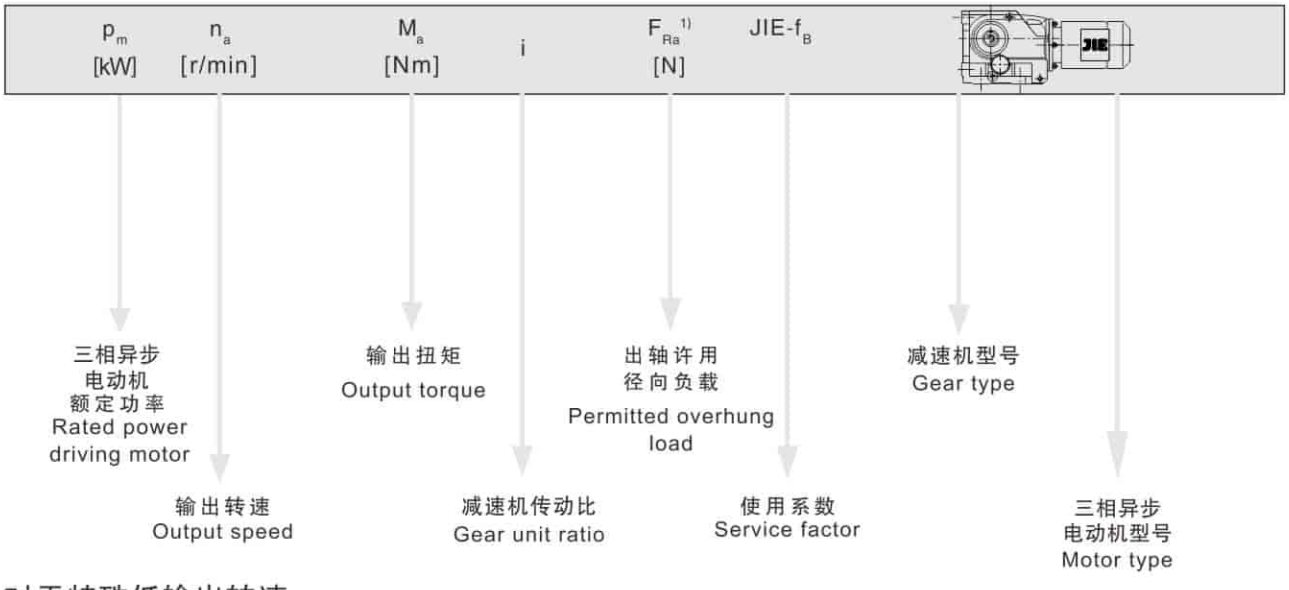

对于特殊低输出转速：
For particularly low output speeds

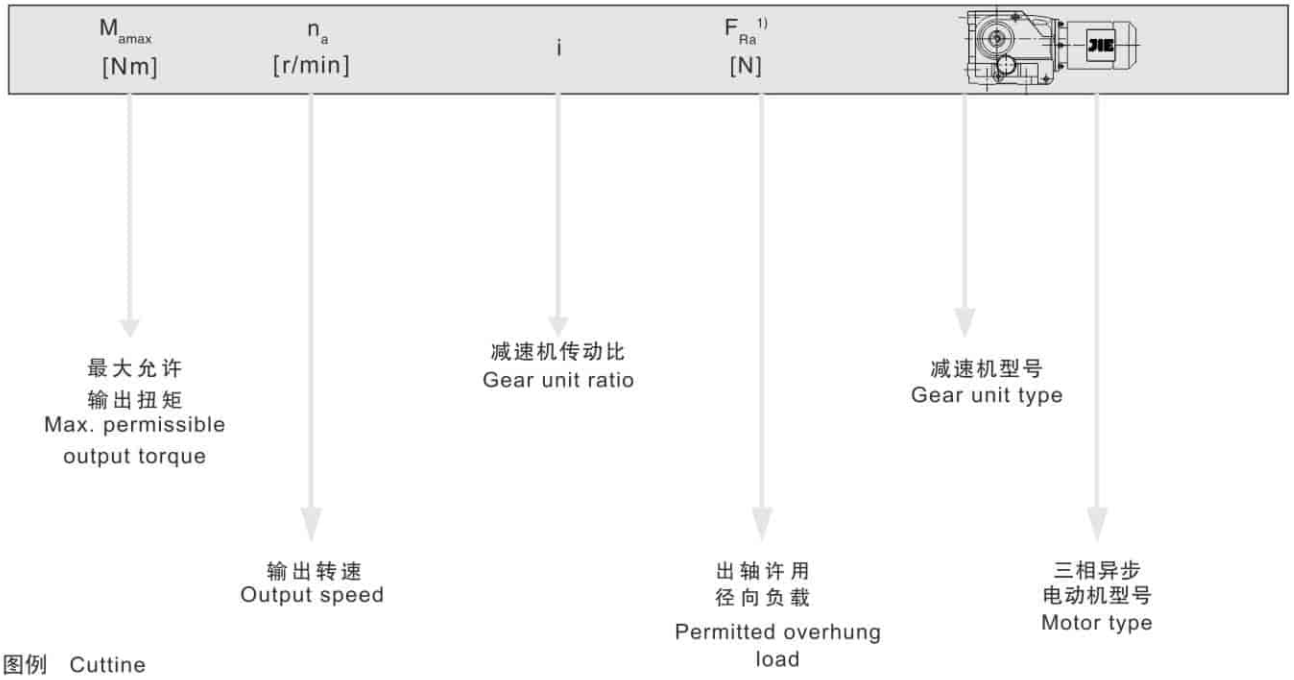

图例 Cuttine

★也可用于EExe电机。

★EExe motor is optional。

1) 实心轴底脚安装齿轮减速机的径向负荷

1)Overhung load specified for foot-mounted gear unit with solid shaft

注意： Notice:

对于特殊低输出转速驱动（多级齿轮减速电机），电机功率必须与减速机的最大允许输出扭矩相对应.

In drives for particularly low output speeds(multi-stage geared motors),the motor power must be limited according to the maximum permitted output torque of the gear unit.

输出转速 Output speed n_a [r/min]	输出扭矩 Output torque T_a [N m]	传动比 Ratio i	出轴许用径向负载 Permitted overhung load F_{Ra} [N]	使用系数 Service factor f_B	型号 Model
0.12kW					
0.08	10900	17550	80300	1.20	
0.09	9900	16006	80700	1.30	
0.09	9260	14975	81000	1.40	JRTK129R79DN63S4
0.11	7690	12440	81600	1.70	JRTKF129R79DN63S4
0.13	6750	10915	81900	1.95	JRTKA129R79DN63S4
0.14	6070	9819	82000	2.1	JRTKAF129R79DN63S4
0.16	5190	8443	82300	2.5	
0.18	4630	7482	82400	2.8	
0.10	8850	14311	65000	0.90	
0.11	7550	12211	65000	1.05	
0.13	6600	10677	65000	1.20	
0.14	5890	9524	65000	1.35	JRTK109R79DN63S4
0.17	5150	8328	65000	1.55	JRTKF109R79DN63S4
0.19	4500	7270	65000	1.80	JRTKA109R79DN63S4
0.22	3710	6184	65000	2.2	JRTKAF109R79DN63S4
0.24	3220	5662	65000	2.5	
0.27	2920	5138	65000	2.7	
0.32	2680	4359	65000	3.0	
0.17	5460	8054	39400	0.80	
0.20	4430	6970	40000	0.95	
0.23	4000	6027	40000	1.05	
0.26	3660	5391	40000	1.20	JRTK99R59DN63S4
0.30	3020	4669	40000	1.40	JRTKF99R59DN63S4
0.34	2740	4082	40000	1.55	JRTKA99R59DN63S4
0.39	2380	3583	40000	1.80	JRTKAF99R59DN63S4
0.44	2100	3108	40000	2.1	
0.50	1770	2757	40000	2.4	
0.57	1650	2419	40000	2.6	
0.65	1430	2123	40000	3.0	
0.74	1270	1856	40000	3.4	JRTK99R59DN63S4
0.85	1050	1625	40000	4.1	JRTKF99R59DN63S4
0.96	890	1430	40000	4.8	JRTKA99R59DN63S4
1.1	870	1261	40000	5.0	JRTKAF99R59DN63S4
1.2	755	1102	40000	5.7	
0.26	3480	5240	26200	0.80	
0.30	2900	4562	27000	0.95	
0.34	2680	4037	27300	1.00	JRTK89R59DN63S4
0.38	2400	3609	27600	1.15	JRTKF89R59DN63S4
0.44	2070	3107	28000	1.30	JRTKA89R59DN63S4
0.51	1730	2728	28300	1.55	JRTKAF89R59DN63S4
0.58	1530	2371	28400	1.75	
0.66	1430	2088	28500	1.90	
0.74	1270	1854	28600	2.1	
0.83	1140	1657	28700	2.4	JRTK89R59DN63S4
0.97	970	1415	28800	2.8	JRTKF89R59DN63S4
1.1	840	1229	28900	3.2	JRTKA89R59DN63S4
1.3	725	1078	28900	3.7	JRTKAF89R59DN63S4
1.4	610	951	29000	4.4	
1.7	525	837	29000	5.2	
1.9	455	726	29000	5.9	

输出转速 Output speed n_a [r/min]	输出扭矩 Output torque T_a [N m]	传动比 Ratio i	出轴许用径向负载 Permitted overhung load F_{Ra} [N]	使用系数 Service factor f_B	型号 Model
0.12kW					JRTK79R39DN63S4
0.51	1840	2717	11500	0.85	JRTKF79R39DN63S4
0.58	1530	2370	15500	1.00	JRTKA79R39DN63S4
					JRTKAF79R39DN63S4
0.67	1440	2050	16100	1.10	
0.78	1230	1772	17300	1.25	
0.91	1050	1514	18100	1.50	
0.99	960	1388	18500	1.60	JRTK79R39DN63S4
1.1	840	1218	18900	1.85	JRTKF79R39DN63S4
1.3	740	1053	19200	2.1	JRTKA79R39DN63S4
1.5	645	924	19400	2.4	JRTKAF79R39DN63S4
1.7	570	815	19600	2.7	
2.0	450	709	19800	3.5	
2.2	395	622	19900	3.9	
1.0	960	1351	6940	0.85	
1.2	830	1171	10300	1.00	
1.3	725	1034	11100	1.15	
1.5	605	903	11900	1.35	
1.7	570	793	12100	1.45	
2.0	455	697	12600	1.80	JRTK69R39DN63S4
2.2	400	613	12800	2.0	JRTKF69R39DN63S4
2.6	350	542	13000	2.3	JRTKA69R39DN63S4
2.9	330	471	13000	2.5	JRTKAF69R39DN63S4
3.3	270	420	13000	3.0	
3.8	250	361	13000	3.3	
4.3	220	323	13000	3.8	
5.0	181	279	13000	4.5	
5.6	159	246	13000	5.2	
6.4	139	217	13000	5.9	
1.5	605	906	7590	1.00	
1.7	545	806	8060	1.10	
2.0	455	699	8630	1.30	
2.2	400	615	8870	1.50	
2.5	350	544	9080	1.70	
2.9	325	473	9190	1.85	JRTK59R39DN63S4
3.3	275	421	9390	2.2	JRTKF59R39DN63S4
3.8	250	362	9470	2.4	JRTKA59R39DN63S4
4.3	220	319	9570	2.8	JRTKAF59R39DN63S4
4.9	181	280	9690	3.3	
5.6	160	246	9760	3.8	
6.4	141	215	9810	4.3	
7.2	126	192	9850	4.8	
2.2	430	639	2520	0.95	
2.5	380	552	6170	1.05	
2.8	325	495	6840	1.25	JRTK49R39DN63S4
3.2	290	426	7160	1.40	JRTKF49R39DN63S4
3.7	245	375	7510	1.65	JRTKA49R39DN63S4
4.2	225	327	7620	1.75	JRTKAF49R39DN63S4
4.8	198	289	7780	2.0	

输出转速 Output speed n_a [r/min]	输出扭矩 Output torque T_a [N·m]	传动比 Ratio i	出轴许用径向负载 Permitted overhung load F_{Ra} [N]	使用系数 Service factor f_B	型号 Model
0.12kW					
4.0	245	346	3540	0.80	
4.5	205	304	5570	0.95	
5.2	189	267	5760	1.05	JRTK39R19DN63S4
5.9	163	234	6010	1.20	JRTKF39R19DN63S4
6.7	143	205	6180	1.40	JRTKA39R19DN63S4
7.6	124	181	6300	1.60	JRTKAF39R19DN63S4
8.6	109	160	6400	1.85	
10	91	136	6490	2.2	
6.2	184	144.79	13000	4.5	JRTK69DN63M6 JRTKF69DN63M6 JRTKA69DN63M6 JRTKAF69DN63M6
6.2	185	145.14	9680	3.3	
7.3	158	123.85	9760	3.8	
8.3	138	108.29	9820	4.4	JRTK59DN63M6 JRTKF59DN63M6 JRTKA59DN63M6 JRTKAF59DN63M6
8.8	131	102.88	9840	4.6	
10	115	90.26	9880	5.2	
12	98	76.56	9930	6.2	
9.5	121	145.14	9870	5.0	
11	103	123.85	9920	5.8	JRTK59DN63S4 JRTKF59DN63S4 JRTKA59DN63S4 JRTKAF59DN63S4
13	90	108.29	9950	6.7	
13	85	102.88	9960	7.0	
15	75	90.26	9990	8.0	
6.8	168	131.87	7930	2.4	JRTK49DN63M6 JRTKF49DN63M6 JRTKA49DN63M6 JRTKAF49DN63M6
7.4	155	121.48	7990	2.6	
8.6	133	104.37	8070	3.0	
10	110	131.87	8140	3.7	JRTK49DN63S4 JRTKF49DN63S4 JRTKA49DN63S4 JRTKAF49DN63S4
11	101	121.48	8170	4.0	
8.5	136	106.38	6230	1.50	JRTK39DN63M6 JRTKF39DN63M6 JRTKA39DN63M6 JRTKAF39DN63M6
9.2	125	97.81	6300	1.60	
11	107	83.69	6410	1.90	
12	92	72.54	6480	2.2	
13	88	106.38	6500	2.3	
14	81	97.81	6530	2.5	
16	70	83.69	6570	2.9	
19	60	72.54	6600	3.3	
20	56	67.80	6610	3.6	
24	49	58.60	6430	4.1	
28	41	49.79	6130	4.8	JRTK39DN63S4 JRTKF39DN63S4 JRTKA39DN63S4 JRTKAF39DN63S4
31	37	44.46	5930	5.4	
36	32	37.97	5660	6.4	
39	30	35.57	5550	6.8	
46	25	29.96	5270	8.0	
48	24	28.83	5210	8.4	
55	21	24.99	4980	9.6	
59	19	23.36	4880	10	
68	17	20.19	4660	11	
80	14	17.15	4430	13	

输出转速 Output speed n_a [r/min]	输出扭矩 Output torque T_a [N·m]	传动比 Ratio i	出轴许用径向负载 Permitted overhung load F_{Ra} [N]	使用系数 Service factor f_B	型号 Model
0.12kW					
90	13	15.31	4280	14	JRTK39DN63S4 JRTKF39DN63S4 JRTKA39DN63S4 JRTKAF39DN63S4
105	11	13.08	4070	15	
114	10	12.14	3970	16	
0.18kW					
0.09	15800	14975	74400	0.80	
0.11	13100	12440	79100	1.00	
0.12	11500	10915	80000	1.15	
0.13	10300	9819	80500	1.25	JRTK129R79DN63M4 JRTKF129R79DN63M4 JRTKA129R79DN63M4 JRTKAF129R79DN63M4
0.16	8870	8443	81100	1.45	
0.18	7880	7482	81500	1.65	
0.20	6920	6565	81800	1.90	
0.23	5890	5804	82100	2.2	
0.26	5210	5027	82300	2.5	
0.30	4490	4423	82400	2.9	
0.34	3910	3889	82500	3.3	
0.40	3250	3311	82600	4.0	
0.16	8780	8328	65000	0.90	
0.18	7660	7270	65000	1.05	
0.21	6410	6184	65000	1.25	
0.23	5690	5662	65000	1.40	JRTK109R79DN63M4 JRTKF109R79DN63M4 JRTKA109R79DN63M4 JRTKAF109R79DN63M4
0.26	5160	5138	65000	1.55	
0.30	4580	4359	65000	1.75	
0.35	4010	3810	65000	2.0	
0.39	3410	3358	65000	2.4	
0.44	3090	2977	65000	2.6	
0.51	2690	2599	65000	3.0	
0.58	2320	2286	65000	3.5	
0.28	5060	4669	39800	0.85	JRTK99R59DN63M4 JRTKF99R59DN63M4 JRTKA99R59DN63M4 JRTKAF99R59DN63M4
0.32	4540	4082	40000	0.95	
0.37	3940	3583	40000	1.10	
0.42	3450	3108	40000	1.25	
0.48	2990	2757	40000	1.45	
0.55	2720	2419	40000	1.60	
0.62	2360	2123	40000	1.80	
0.71	2090	1856	40000	2.1	
0.81	1760	1625	40000	2.4	
0.92	1530	1430	40000	2.8	JRTK99R59DN63M4 JRTKF99R59DN63M4 JRTKA99R59DN63M4 JRTKAF99R59DN63M4
1.0	1420	1261	40000	3.0	
1.2	1240	1102	40000	3.5	
1.4	1090	957	40000	4.0	
1.5	970	855	40000	4.4	
1.8	775	743	40000	5.6	
2.0	690	652	40000	6.2	
0.42	3440	3107	26400	0.80	
0.48	2920	2728	27100	0.90	JRTK89R59DN63M4 JRTKF89R59DN63M4 JRTKA89R59DN63M4 JRTKAF89R59DN63M4
0.56	2570	2371	27500	1.05	
0.63	2350	2088	27700	1.15	
0.71	2090	1854	28000	1.30	
0.80	1870	1657	28200	1.45	

输出转速 Output speed n_a [r/min]	输出扭矩 Output torque T_a [N m]	传动比 Ratio i	出轴许用径向负载 Permitted overhung load F_{Ra} [N]	使用系数 Service factor f_B	型号 Model
0.18kW					
0.93	1590	1415	28400	1.70	
1.1	1380	1229	28600	1.95	JRTK89R59DN63M4
1.2	1200	1078	28700	2.3	JRTKF89R59DN63M4
1.4	1030	951	28800	2.6	JRTKA89R59DN63M4
1.6	890	837	28000	3.0	JRTKAF89R59DN63M4
1.8	775	726	28900	3.5	
0.87	1720	1514	14100	0.90	
0.95	1570	1388	15200	1.00	
1.1	1380	1218	16500	1.10	
1.2	1200	1053	17400	1.30	JRTK79R39DN63M4
1.4	1050	924	18100	1.45	JRTKF79R39DN63M4
1.6	930	815	18600	1.65	JRTKA79R39DN63M4
1.9	760	709	19100	2..0	JRTKAF79R39DN63M4
2.1	670	622	19300	2..3	
2.4	600	552	19500	2..6	
2.7	530	485	19600	2..9	
3.1	465	428	19800	3.3	
3.6	410	367	19800	3.8	
1.5	980	903	5660	0.85	
1.7	930	793	9240	0.90	
1.9	765	697	10800	1.05	
2.2	670	613	11500	1.20	JRTK69R39DN63M4
2.4	590	542	12000	1.40	JRTKF69R39DN63M4
2.8	540	471	12200	1.50	JRTKA69R39DN63M4
3.2	455	420	12600	1.80	JRTKAF69R39DN63M4
3.7	410	361	12800	2..0	
4.1	360	323	12900	2..3	
4.7	305	279	13000	2.7	
2.2	660	615	5580	0.9	
2.4	590	544	7690	1.00	
2.8	535	473	8150	1.10	
3.1	460	421	8620	1.30	
3.6	410	362	8840	1.45	JRTK59R39DN63M4
4.1	360	319	9050	1.65	JRTKF59R39DN63M4
4.7	305	280	9270	1.95	JRTKA59R39DN63M4
5.4	270	246	9400	2.2	JRTKAF59R39DN63M4
6.1	235	215	9510	2.5	
6.9	210	192	9600	2.9	
7.9	182	166	9690	3.3	
3.5	410	375	5600	1.00	
4.0	370	327	6320	1.10	
4.6	325	289	6810	1.20	
5.2	280	256	7240	1.45	JRTK49R39DN63M4
5.9	250	225	7450	1.60	JRTKF49R39DN63M4
6.7	215	198	7680	1.85	JRTKA49R39DN63M4
7.7	188	171	7840	2.1	JRTKAF49R39DN63M4
8.6	168	153	7930	2.4	
10	147	131	8202	2.7	

输出转速 Output speed n_a [r/min]	输出扭矩 Output torque T_a [N m]	传动比 Ratio i	出轴许用径向负载 Permitted overhung load F_{Ra} [N]	使用系数 Service factor f_B	型号 Model
0.18kW					
6.4	235	205	4860	0.85	JRTK39R19DN63M4
7.3	205	181	5590	1.00	JRTKF39R19DN63M4
8.2	180	160	5860	1.10	JRTKA39R19DN63M4
9.7	151	136	6110	1.35	JRTKAF39R19DN63M4
10	145	127	6160	1.40	
6.0	285	144.79	13000	2.9	JRTK69DN71S6
7.0	245	123.54	13000	3.4	JRTKF69DN71S6
8.1	215	108.03	13000	3.8	JRTKA69DN71S6
8.5	205	102.62	13000	4.0	JRTKAF69DN71S6
					JRTK69DN63M4
9.1	189	144.79	13000	4.3	JRTKF69DN63M4
11	161	123.54	13000	5.1	JRTKA69DN63M4
12	141	108.03	13000	5.8	JRTKAF69DN63M4
6.0	285	145.14	9340	2.1	JRTK59DN71S6
7.0	245	123.85	9480	2.5	JRTKF59DN71S6
8.0	215	108.29	9590	2.8	JRTKA59DN71S6
8.5	205	102.88	9620	3.0	JRTKAF59DN71S6
9.6	178	90.26	9700	3.4	
9.1	189	145.14	9670	3.2	
11	161	123.85	9750	3.7	JRTK59DN63M4
12	141	108.29	9810	4.3	JRTKF59DN63M4
13	134	102.88	9830	4.5	JRTKA59DN63M4
15	118	90.26	9880	5.1	JRTKAF59DN63M4
17	100	76.56	9920	6.0	
6.6	260	131.87	7380	1.55	JRTK49DN71S6
7.2	240	121.48	7530	1.65	JRTKF49DN71S6
8.3	205	104.37	7740	1.95	JRTKA49DN71S6
9.6	180	90.86	7880	2.2	JRTKAF49DN71S6
10	168	85.12	7930	2.4	
10	172	131.87	7910	2.3	JRTK49DN63M4
11	158	121.48	7970	2.5	JRTKF49DN63M4
13	136	104.37	8060	2.9	JRTKA49DN63M4
15	118	90.86	8120	3.4	JRTKAF49DN63M4
16	111	85.12	8140	3.6	
8.2	210	106.38	5520	0.95	JRTK39DN71S6
8.9	193	97.81	5710	1.05	JRTKF39DN71S6
10	165	83.69	5990	1.20	JRTKA39DN71S6
12	143	72.54	6170	1.40	JRTKAF39DN71S6
12	139	106.38	6210	1.45	
14	127	97.81	6280	1.55	
16	109	83.69	6400	1.85	
18	95	72.54	6470	2.1	JRTK39DN63M4
19	88	67.80	6500	2.3	JRTKF39DN63M4
23	76	58.60	6280	2.6	JRTKA39DN63M4
27	65	49.79	6010	3.1	JRTKAF39DN63M4
30	58	44.46	5830	3.5	
35	49	37.97	5580	4.1	
37	46	35.57	5480	4.3	
44	39	29.96	5220	5.1	

输出转速 Output speed n_a [r/min]	输出扭矩 Output torque T_a [N·m]	传动比 Ratio i	出轴许用径向负载 Permitted overhung load F_{Ra} [N]	使用系数 Service factor f_B	型号 Model
0.18kW					
46	38	28.83	5160	5.3	
53	33	24.99	4950	6.2	
57	30	23.36	4850	6.4	
65	26	20.19	4650	7.0	
77	22	17.15	4430	8.1	JRTK39DN63M4
86	20	15.31	4280	8.8	JRTKF39DN63M4
101	17	13.08	4080	9.7	JRTKA39DN63M4
109	16	12.14	3980	10	JRTKAF39DN63M4
126	14	10.49	3810	12	
148	12	8.91	3620	14	
166	10	7.96	3490	15	
0.25kW					
0.13	15200	9819	75600	0.85	
0.15	13000	8443	79200	1.00	
0.17	11600	7482	79900	1.10	
0.20	10200	6565	80600	1.30	JRTK129R79DN71S4
0.22	8750	5804	81200	1.50	JRTKF129R79DN71S4
0.26	7690	5027	81600	1.70	JRTKA129R79DN71S4
0.29	6670	4423	81900	1.95	JRTKAF129R79DN71S4
0.33	5830	3889	82100	2.2	
0.39	4880	3311	82300	2.6	
0.21	9460	6184	65000	0.85	
0.23	8480	5662	65000	0.95	
0.25	7700	5138	65000	1.05	
0.30	6730	4359	65000	1.20	JRTK109R79DN71S4
0.34	5880	3810	65000	1.35	JRTKF109R79DN71S4
0.39	5060	3358	65000	1.60	JRTKA109R79DN71S4
0.44	4550	2977	65000	1.75	JRTKAF109R79DN71S4
0.50	3980	2599	65000	2.0	
0.57	6450	2286	65000	2.3	
0.67	2920	1939	65000	2.7	
					JRTK109R79DN71S4
0.76	2680	1713	65000	3.0	JRTKF109R79DN71S4
0.84	2430	1554	65000	3.3	JRTKA109R79DN71S4
0.97	2090	1336	65000	3.8	JRTKAF109R79DN71S4
0.42	4990	3108	39900	0.85	JRTK99R79DN71S4
0.47	4360	2757	40000	1.00	JRTKF99R79DN71S4
					JRTKA99R79DN71S4
					JRTKAF99R79DN71S4
0.54	3930	2419	40000	1.10	
0.61	3420	2123	40000	1.25	
0.70	3020	1856	40000	1.40	JRTK99R59DN71S4
0.80	2580	1625	40000	1.65	JRTKF99R59DN71S4
0.91	2240	1430	40000	1.90	JRTKA99R59DN71S4
1.0	2050	1261	40000	2.1	JRTKAF99R59DN71S4
1.2	1790	1102	40000	2.4	
1.4	1570	957	40000	2.7	
1.5	1400	855	40000	3.1	

输出转速 Output speed n_a [r/min]	输出扭矩 Output torque T_a [N·m]	传动比 Ratio i	出轴许用径向负载 Permitted overhung load F_{Ra} [N]	使用系数 Service factor f_B	型号 Model
0.25kW					
0.62	3390	2088	26300	0.80	
0.70	3010	1854	26900	0.90	
0.78	2700	1657	27300	1.00	
0.92	2300	1415	27800	1.15	JRTK89R59DN71S4
1.1	2000	1229	28100	1.35	JRTKF89R59DN71S4
1.2	1740	1078	28300	1.55	JRTKA89R59DN71S4
1.4	1510	951	28500	1.80	JRTKAF89R59DN71S4
1.5	1310	837	28600	2.1	
1.8	1140	726	28700	2.4	
2.0	1010	638	28800	2.7	
1.2	1730	1053	14000	0.90	
1.4	1520	924	15600	1.00	
1.6	1340	815	16700	1.15	
1.8	1120	709	17800	1.40	
2.1	980	622	18400	1.60	
2.3	880	552	18700	1.75	
2.7	770	485	19100	2.0	JRTK79R39DN71S4
3.0	680	428	19300	2.3	JRTKF79R39DN71S4
3.5	595	367	19500	2.6	JRTKA79R39DN71S4
4.0	525	328	19600	2.9	JRTKAF79R39DN71S4
4.5	470	290	19700	3.3	
5.2	400	252	19900	3.9	
5.9	355	221	19900	4.4	
6.7	310	195	20000	5.0	
7.4	275	175	20000	5.7	
2.1	980	613	5690	0.85	
2.4	860	542	9920	0.95	
2.8	775	471	10700	1.05	
3.1	665	420	11500	1.25	JRTK69R39DN71S4
3.6	590	361	11900	1.40	JRTKF69R39DN71S4
4.0	525	323	12300	1.55	JRTKA69R39DN71S4
4.7	445	279	12700	1.85	JRTKAF69R39DN71S4
5.3	390	246	12800	2.1	
6.0	345	217	13000	2.4	
3.1	670	421	4200	0.90	
3.6	590	362	7690	1.00	
4.1	520	319	8260	1.15	
4.7	445	280	8680	1.35	
5.3	390	246	8920	1.55	JRTK59R39DN71S4
6.1	345	215	9110	1.75	JRTKF59R39DN71S4
6.8	305	192	9260	1.95	JRTKA59R39DN71S4
7.8	265	166	9410	2.3	JRTKAF59R39DN71S4
9.0	230	145	9530	2.6	
10	210	129	9600	2.9	
12	178	111	9700	3.4	
13	156	97	9770	3.8	
4.4	540	154.02	19600	2.9	JRTK79DN80N8*
5.0	475	135.28	19700	3.3	JRTKF79DN80N8*
5.3	450	128.52	19800	3.4	JRTKA79DN80N8*
6.0	400	113.56	19900	3.9	JRTKAF79DN80N8*

输出转速 Output speed n_a [r/min]	输出扭矩 Output torque T_a [N·m]	传动比 Ratio i	出轴许用径向负载 Permitted overhung load F_{Ra} [N]	使用系数 Service factor f_B	型号 Model
0.25kW					
4.6	520	192.18	19700	2.8	JRTK79DN71M6
4.9	485	179.37	19700	3.0	JRTKF79DN71M6
5.7	420	154.02	19800	3.7	JRTKA79DN71M6
6.5	365	135.28	19900	4.2	JRTKAF79DN71M6
5.5	435	123.54	12700	1.90	JRTK69DN80N8*
6.3	380	108.03	12900	2.2	JRTKF69DN80N8*
6.6	360	102.62	12900	2.3	JRTKA69DN80N8*
7.6	315	90.04	13000	2.6	JRTKAF69DN80N8*
6.1	395	144.79	12800	2.1	JRTK69DN71M6
7.1	335	123.54	13000	2.5	JRTKF69DN71M6
8.1	295	108.03	13000	2.8	JRTKA69DN71M6
8.6	280	102.62	13000	3.0	JRTKAF69DN71M6
9.0	265	144.79	13000	3.1	JRTK69DN71S4
11	225	123.54	13000	3.6	JRTKF69DN71S4
12	198	108.03	13000	4.1	JRTKA69DN71S4
13	189	102.62	13000	4.3	JRTKAF69DN71S4
6.1	395	145.14	8910	1.50	
7.1	335	123.85	9150	1.80	JRTK59DN71M6
8.1	295	108.29	9310	2.0	JRTKF59DN71M6
8.6	280	102.88	9360	2.2	JRTKA59N71M6
9.8	245	90.26	9480	2.5	JRTKAF59DN71M6
11	210	76.56	9610	2.9	
9.0	265	145.14	9410	2.2	
11	225	123.85	9540	2.6	JRTK59DN71S4
12	199	108.29	9640	3.0	JRTKF59DN71S4
13	189	102.88	9670	3.2	JRTKA59DN71S4
14	166	90.26	9740	3.6	JRTKAF59DN71S4
17	141	76.56	9810	4.3	
6.7	360	131.87	6470	1.10	
7.2	330	121.48	6780	1.20	JRTK49DN71M6
8.4	285	104.73	7210	1.40	JRTKF49DN71M6
9.7	245	90.86	7480	1.60	JRTKA49DN71M6
10	230	85.12	7590	1.75	JRTKAF49DN71M6
9.9	240	131.87	7510	1.65	
11	225	121.48	7640	1.80	JRTK49DN71S4
12	192	104.37	7820	2.1	JRTKF49DN71S4
14	167	90.86	7930	2.4	JRTKA49DN71S4
15	156	85.12	7980	2.6	JRTKAF49DN71S4
11	225	83.69	5300	0.90	
12	197	72.54	5680	1.00	JRTK39DN71M6
13	184	67.80	5810	1.10	JRTKF39DN71M6
15	159	58.60	6050	1.25	JRTKA39DN71M6
18	135	49.79	6230	1.50	JRTKAF39DN71M6
12	195	106.38	5690	1.00	
13	180	97.81	5860	1.10	JRTK39DN71S4
16	154	83.69	6090	1.30	JRTKF39DN71S4
18	133	72.54	6250	1.50	JRTKA39DN71S4
19	125	67.80	6230	1.60	JRTKAF39DN71S4
22	108	58.60	6030	1.85	

输出转速 Output speed n_a [r/min]	输出扭矩 Output torque T_a [N·m]	传动比 Ratio i	出轴许用径向负载 Permitted overhung load F_{Ra} [N]	使用系数 Service factor f_B	型号 Model
0.25kW					
26	91	49.79	5810	2.2	
29	82	44.46	5650	2.5	
34	70	37.97	5430	2.9	
37	65	35.57	5340	3.1	
43	55	29.96	5100	3.6	
45	53	28.83	5050	3.8	
52	46	24.99	4860	4.4	JRTK39DN71S4
56	43	23.36	4770	4.6	JRTKF39DN71S4
64	37	20.19	4580	5.0	JRTKA39DN71S4
76	32	17.15	4370	5.7	JRTKAF39DN71S4
85	28	15.31	4230	6.2	
99	24	13.08	4030	6.9	
107	22	12.14	3940	7.2	
124	19	10.49	3780	8.3	
146	16	8.91	3590	9.8	
163	15	7.96	3470	11	
191	13	6.80	3310	12	
204	12	6.37	3240	12	
0.37kW					
0.18	16600	7482	72700	0.80	
0.21	14500	6565	76900	0.90	JRTK129R79DN71M4*
0.24	12600	5804	79400	1.05	JRTKF129R79DN71M4*
0.27	11000	5027	80200	1.20	JRTKA129R79DN71M4*
0.31	9610	4423	80800	1.35	JRTKAF129R79DN71M4*
0.35	8420	3889	81300	1.55	
0.42	7080	3311	81800	1.85	
0.72	4280	1926	82400	3.1	JRTK129R79DN71M4*
0.79	3900	1757	82500	3.4	JRTKF129R79DN71M4*
0.90	3390	1541	82600	3.9	JRTKA129R79DN71M4*
					JRTKAF129R79DN71M4*
0.36	8420	3810	65000	0.95	
0.41	7300	3358	65000	1.10	JRTK109R79DN71M4*
0.46	6540	2977	65000	1.2	JRTKF109R79DN71M4*
0.53	5710	2599	65000	1.40	JRTKA109R79DN71M4*
0.60	4970	2286	65000	1.60	JRTKAF109R79DN71M4*
0.71	4210	1939	65000	1.90	
0.81	3830	1713	65000	2.1	JRTK109R59DN71M4*
0.89	3480	1554	65000	2.3	JRTKF109R59DN71M4*
1.0	2990	1336	65000	2.7	JRTKA109R59DN71M4*
1.2	2610	1166	65000	3.1	JRTKAF109R59DN71M4*
0.65	4860	2123	40000	0.90	
0.74	4270	1856	40000	1.00	
0.85	3670	1625	40000	1.15	JRTK99R59DN71M4*
0.96	3200	1430	40000	1.35	JRTKF99R59DN71M4*
1.1	2900	1261	40000	1.50	JRTKA99R59DN71M4*
1.2	2540	1102	40000	1.70	JRTKAF99R59DN71M4*
1.4	2220	957	40000	1.95	
1.6	1990	855	40000	2.2	

输出转速 Output speed n_a [r/min]	输出扭矩 Output torque T_a [N·m]	传动比 Ratio i	出轴许用径向负载 Permitted overhung load F_{Ra} [1] [N]	使用系数 Service factor f_B	型号 Model
0.37kW					
1.9	1640	743	40000	2.6	JRTK99R59DN71M4*
2.1	1450	652	40000	3.0	JRTKF99R59DN71M4*
2.4	1310	573	40000	3.3	JRTKA99R59DN71M4*
					JRTKAF99R59DN71M4*
0.97	3250	1415	26500	0.85	
1.1	2820	1229	27100	0.95	
1.3	2470	1078	27600	1.10	
1.5	2150	951	27900	1.25	
1.6	1880	837	28200	1.45	JRTK89R59DN71M4*
1.9	1630	726	28400	1.65	JRTKF89R59DN71M4*
2.2	1440	638	28500	1.85	JRTKA89R59DN71M4*
					JRTKAF89R59DN71M4*
2.5	1260	562	28600	2.2	
2.6	1060	474	28800	2.6	
3.2	950	426	28800	2.8	
3.7	830	373	28900	3.2	
1.7	1890	815	7450	0.8	
2.0	1590	709	15100	0.95	
2.2	1400	622	16400	1.10	
2.5	1250	552	17200	1.25	
2.8	1100	485	17900	1.4	
3.2	970	428	18400	1.60	JRTK79R39DN71M4*
3.8	840	367	18900	1.85	JRTKF79R39DN71M4*
4.2	750	328	19100	2.1	JRTKA79R39DN71M4*
					JRTKAF79R39DN71M4*
4.8	665	290	19400	2.3	
5.5	570	252	19600	2.7	
6.2	500	221	19700	3.1	
7.1	445	195	19800	3.5	
7.9	390	175	19900	4.0	
9.0	345	154	19900	4.5	
3.3	950	420	8130	0.85	
3.8	840	361	10200	1.00	
4.3	745	323	10900	1.1	
4.9	630	279	11700	1.30	
5.6	555	246	12100	1.50	JRTK69R39DN71M4*
6.3	495	217	12400	1.65	JRTKF69R39DN71M4*
7.2	435	191	12700	1.90	JRTKA69R39DN71M4*
					JRTKAF69R39DN71M4*
8.3	375	166	12900	2.2	
9.6	330	144	13000	2.5	
11	280	122	13000	2.9	
4.9	635	280	7350	0.95	
5.6	555	246	7980	1.10	
6.4	490	215	8460	1.2	
7.2	435	192	8720	1.40	JRTK59R39DN71M4*
8.3	380	166	8980	1.60	JRTKF59R39DN71M4*
9.6	330	145	9170	1.85	JRTKA59R39DN71M4*
					JRTKAF59R39DN71M4*
11	300	129	9290	2.0	
12	255	111	9460	2.4	
14	225	97	9560	2.7	

输出转速 Output speed n_a [r/min]	输出扭矩 Output torque T_a [N·m]	传动比 Ratio i	出轴许用径向负载 Permitted overhung load F_{Ra} [1] [N]	使用系数 Service factor f_B	型号 Model
0.37kW					
3.9	910	174.19	28800	3.0	JRTK89DN90S8*
4.1	850	164.34	28900	3.2	JRTKF89DN90S8*
4.6	765	147.32	28900	3.5	JRTKA89DN90S8*
					JRTKAF89DN90S8*
4.6	775	197.37	28900	3.5	JRTK89DN80M6*
5.2	685	174.19	28900	4.0	JRTKF89DN80M6*
					JRTKA89DN80M6*
					JRTKAF89DN80M6*
5.0	705	135.28	19300	2.2	JRTK79DN90S8*
5.3	670	128.52	19300	2.3	JRTKF79DN90S8*
6.0	590	113.56	19500	2.6	JRTKA79DN90S8*
7.0	505	97.05	19700	3.1	JRTKAF79DN90S8*
5.8	605	154.02	19500	2.6	JRTK79DN80M6*
6.7	530	135.28	19600	2.9	JRTKF79DN80M6*
7.0	505	128.52	19700	3.1	JRTKA79DN80M6*
7.9	445	113.56	19800	3.5	JRTKAF79DN80M6*
7.2	490	192.18	19700	3.0	JRTK79DN71M4*
7.7	460	179.37	19800	3.2	JRTKF79DN71M4*
9.0	395	154.02	19900	3.9	JRTKA79DN71M4*
					JRTKAF79DN71M4*
6.3	560	108.03	12100	1.45	JRTK69DN90S8*
6.6	535	102.62	12300	1.55	JRTKF69DN90S8*
7.6	470	90.04	12600	1.75	JRTKA69DN90S8*
					JRTKAF69DN90S8*
7.3	485	123.54	12500	1.70	JRTK69DN80M6*
8.3	425	108.03	12700	1.95	JRTKF69DN80M6*
8.8	405	102.62	12800	2.0	JRTKA69DN80M6*
10	355	90.04	13000	2.3	JRTKAF69DN80M6*
9.5	370	144.79	12900	2.2	
11	315	123.54	13000	2.6	JRTK69DN71M4*
13	275	108.03	13000	3.0	JRTKF69DN71M4*
15	230	90.04	13000	3.6	JRTKA69DN71M4*
18	196	76.37	13000	4.2	JRTKAF69DN71M4*
7.3	485	123.85	8490	1.25	
8.3	425	108.29	8770	1.40	
8.8	405	102.88	8870	1.50	JRTK59DN80M6*
10	355	90.26	9070	1.70	JRTKF59DN80M6*
12	300	76.56	9280	2.0	JRTKA59DN80M6*
13	270	69.12	9390	2.2	JRTKAF59DN80M6*
9.5	370	145.14	9000	1.60	
11	315	123.85	9220	1.90	
13	275	108.29	9370	2.2	JRTK59DN71M4*
13	265	102.88	9420	2.3	JRTKF59DN71M4*
15	230	90.26	9530	2.6	JRTKA59DN71M4*
18	196	76.56	9650	3.1	JRTKAF59DN71M4*
20	177	69.12	9700	3.4	

输出转速 Output speed n_a [r/min]	输出扭矩 Output torque T_a [N·m]	传动比 Ratio i	出轴许用径向负载 Permitted overhung load F_{Ra} [N]	使用系数 Service factor f_B	型号 Model
0.37kW					
8.6	410	104.37	5490	1.00	JRTK49DN80M6*
9.9	355	90.86	6480	1.10	JRTKF49DN80M6*
11	335	85.12	6730	1.20	JRTKA49DN80M6*
12	295	75.20	7100	1.35	JRTKAF49DN80M6*
10	340	131.87	6690	1.20	JRTK49DN71M4*
11	310	121.48	6960	1.30	JRTKF49DN71M4*
13	265	104.37	7330	1.50	JRTKA49DN71M4*
					JRTKAF49DN71M4*
15	235	90.86	7580	1.70	
16	220	85.12	7670	1.85	JRTK49DN71M4*
18	193	75.20	7810	2.1	JRTKF49DN71M4*
20	179	69.84	7880	2.2	JRTKA49DN71M4*
22	162	63.30	7960	2.5	JRTKAF49DN71M4*
14	250	97.81	2520	0.80	
16	215	83.69	5470	0.95	
19	186	72.54	5690	1.10	
20	174	67.80	5630	1.15	
24	150	58.60	5510	1.35	
28	128	49.79	5350	1.55	
31	114	44.46	5230	1.75	
36	97	37.97	5060	2.1	
39	91	35.57	4990	2.2	
46	77	29.96	4800	2.6	
48	74	28.83	4750	2.7	
55	64	24.99	4590	3.1	JRTK39DN71M4 *
59	60	23.36	4510	3.3	JRTKF39DN71M4 *
68	52	20.19	4350	3.6	JRTKA39DN71M4 *
80	44	17.15	4160	4.1	JRTKAF39DN71M4 *
90	39	15.31	4040	4.5	
105	34	13.08	3860	4.9	
114	31	12.14	3780	5.1	
132	27	10.49	3630	6.0	
155	23	8.91	3460	7.0	
173	20	7.96	3350	7.6	
203	17	6.80	3190	8.6	
217	16	6.37	3130	8.9	
257	14	5.36	2970	10	
0.55kW					
0.08	55000	16978	190000	0.90	JRTK189R99DN80S4*
0.10	46200	14272	190000	1.10	JRTKF189R99DN80S4*
1.10	42000	13116	190000	1.20	JRTKA189R99DN80S4*
0.12	36700	11647	190000	1.35	JRTKAF189R99DN80S4*
0.19	23800	7343	190000	2.1	
0.12	37500	11573	150000	0.85	
0.13	33300	10264	150000	0.95	JRTK169R99DN80S4*
0.16	27900	8628	150000	1.15	JRTKF169R99DN80S4*
0.21	21200	6562	150000	1.50	JRTKA169R99DN80S4*
0.25	16900	5355	150000	1.9	JRTKAF169R99DN80S4*
0.33	13100	4079	150000	2.5	

输出转速 Output speed n_a [r/min]	输出扭矩 Output torque T_a [N·m]	传动比 Ratio i	出轴许用径向负载 Permitted overhung load F_{Ra} [N]	使用系数 Service factor f_B	型号 Model
0.55kW					
0.20	22300	6881	109700	0.80	JRTK159R99DN80S4 *
0.23	19200	5931	111600	0.95	JRTKF159R99DN80S4 *
0.34	12900	3979	114400	1.40	JRTKA159R99DN80S4 *
0.45	9880	3051	115300	1.80	JRTKAF159R99DN80S4 *
0.31	14900	4423	76100	0.85	
0.35	13100	3889	79100	1.00	JRTK129R79DN80S4 *
0.41	11100	3311	80200	1.20	JRTKF129R79DN80S4 *
0.45	10000	3009	80700	1.30	JRTKA129R79DN80S4 *
0.52	8590	2607	81200	1.50	JRTKAF129R79DN80S4 *
0.71	6620	1926	81900	1.95	
0.77	6040	1757	82100	2.2	JRTK129R79DN80S4 *
0.88	5270	1541	82200	2.5	JRTKF129R79DN80S4 *
1.0	4610	1342	82400	2.8	JRTKA129R79DN80S4 *
1.2	4020	1177	82500	3.2	JRTKAF129R79DN80S4 *
1.3	3520	1025	82600	3.7	
0.46	10100	2977	65000	0.80	JRTK109R79DN80S4 *
0.52	8830	2599	65000	0.90	JRTKF109R79DN80S4 *
0.59	7720	2286	65000	1.05	JRTKA109R79DN80S4 *
0.70	6540	1939	65000	1.25	JRTKAF109R79DN80S4 *
0.79	5920	1713	65000	1.35	
0.87	5370	1554	65000	1.50	
1.0	4610	1336	65000	1.75	
1.2	4030	1166	65000	2.0	JRTK109R79DN80S4 *
1.3	3460	1030	65000	2.3	JRTKF109R79DN80S4 *
1.5	3010	904	65000	2.7	JRTKA109R79DN80S4 *
1.7	2730	793	65000	2.9	JRTKAF109R79DN80S4 *
2.0	2380	696	65000	3.4	
2.2	2050	615	65000	3.9	
0.95	4940	1430	40000	0.85	
1.1	4440	1261	40000	0.95	
1.2	3870	1102	40000	1.1	
1.4	3400	957	40000	1.25	
1.6	3040	855	40000	1.4	JRTK99R59DN80S4 *
1.8	2550	743	40000	1.7	JRTKF99R59DN80S4 *
2.1	2250	652	40000	1.9	JRTKA99R59DN80S4 *
2.4	2020	573	40000	2.1	JRTKAF99R59DN80S4 *
2.7	1720	504	40000	2.5	
3.1	1480	437	40000	2.9	
3.6	1320	382	40000	3.3	
4.5	1070	305	40000	4.0	
1.4	3300	951	26400	0.8	
1.6	2890	837	27000	0.95	
1.9	2510	726	27500	1.10	JRTK89R59DN80S4 *
2.1	2220	638	27800	1.2	JRTKF89R59DN80S4 *
2.4	1940	562	28100	1.40	JRTKA89R59DN80S4 *
2.9	1640	474	28400	1.65	JRTKAF89R59DN80S4 *
3.2	1470	426	28500	1.85	
3.6	1290	373	28600	2.1	
4.1	1130	330	28700	2.4	

输出转速 Output speed n_a [r/min]	输出扭矩 Output torque T_a [N·m]	传动比 Ratio i	出轴许用径向负载 Permitted overhung load F_{Ra} [N]	使用系数 Service factor f_B	型号 Model
0.55kW					
4.6	1010	294	28800	2.7	JRTK89R59DN80S4 *
5.4	870	250	28800	3.1	JRTKF89R59DN80S4 *
5.8	820	236	28900	3.3	JRTKA89R59DN80S4 *
6.8	695	201	28900	3.9	JRTKAF89R59DN80S4 *
2.5	1900	552	5780	0.8	
2.8	1690	485	14300	0.90	
3.2	1490	428	15800	1.05	
3.7	1290	367	17000	1.20	
4.2	1150	328	17700	1.35	JRTK79R39DN80S4 *
4.7	1020	290	18200	1.50	JRTKF79R39DN80S4 *
5.4	880	252	18700	1.75	JRTKA79R39DN80S4 *
6.2	770	221	19100	2.0	JRTKAF79R39DN80S4 *
7.0	680	195	19300	2.3	
7.8	605	175	19500	2.6	
8.8	535	154	19600	2.9	
4.9	970	279	6400	0.85	
5.5	850	246	9990	0.95	
6.2	760	217	10800	1.10	JRTK69R39DN80S4 *
7.1	670	191	11500	1.25	JRTKF69R39DN80S4 *
8.2	575	166	12000	1.40	JRTKA69R39DN80S4 *
9.4	505	144	12400	1.60	JRTKAF69R39DN80S4 *
11	430	122	12700	1.90	
7.1	670	192	4080	0.90	
8.2	580	166	7800	1.05	JRTK59R39DN80S4 *
9.4	510	145	8360	1.20	JRTKF59R39DN80S4 *
11	455	129	8630	1.30	JRTKA59R39DN80S4 *
12	390	111	8930	1.55	JRTKAF59R39DN80S4 *
14	340	97	9120	1.75	
3.9	1350	174.19	28600	2.0	JRTK89DN90L8 *
4.1	1270	164.34	28600	2.1	JRTKF89DN90L8*
4.6	1140	147.32	28700	2.4	JRTKA89DN90L8* JRTKAF89DN90L8*
4.6	1150	197.37	28700	2.3	JRTK89DN90S6*
5.2	1020	174.19	28800	2.7	JRTKF89DN90S6*
5.5	960	164.34	28800	2.8	JRTKA89DN90S6*
6.1	860	147.32	28900	3.1	JRTKAF89DN90S6*
5.0	1040	135.28	18100	1.50	JRTK79DN90L8 *
5.3	990	128.52	18300	1.55	JRTKF79DN90L8*
6.0	880	113.56	18700	1.75	JRTKA79DN90L8*
7.0	750	97.05	19100	2.1	JRTKAF79DN90L8*
5.8	900	154.02	18700	1.70	JRTK79DN90S6*
6.7	790	135.28	19000	1.95	JRTKF79DN90S6*
7.0	750	128.52	19100	2.1	JRTKA79DN90S6*
7.9	665	113.56	19400	2.3	JRTKAF79DN90S6*
8.8	595	154.02	19500	2.6	
10	520	135.28	19700	3.0	JRTK79DN80S4 *
11	495	128.52	19700	3.1	JRTKF79DN80S4 *
12	440	113.56	19800	3.5	JRTKA79DN80S4 * JRTKAF79DN80S4*
14	375	97.05	19900	4.1	

输出转速 Output speed n_a [r/min]	输出扭矩 Output torque T_a [N·m]	传动比 Ratio i	出轴许用径向负载 Permitted overhung load F_{Ra} [N]	使用系数 Service factor f_B	型号 Model
0.55kW					
7.3	720	123.54	11100	1.15	
8.3	630	108.03	11700	1.30	JRTK69DN90S6*
8.8	600	102.62	11900	1.35	JRTKF69DN90S6*
10	525	90.04	12300	1.55	JRTKA69DN90S6*
12	445	76.37	12600	1.85	JRTKAF69DN90S6*
11	475	123.54	12500	1.70	JRTK69DN80S4*
13	415	108.03	12800	1.95	JRTKF69DN80S4*
15	350	90.04	13000	2.4	JRTKA69DN80S4*
18	295	76.37	13000	2.8	JRTKAF69DN80S4*
8.3	630	108.29	7360	0.95	
8.8	600	102.88	7630	1.00	JRTK59DN90S6*
10	525	90.26	8220	1.15	JRTKF59DN90S6*
12	445	76.56	8670	1.35	JRTKA59DN90S6*
13	405	69.12	8870	1.50	JRTKAF59DN90S6*
15	355	60.81	9070	1.70	
16	335	57.42	9150	1.80	
11	480	123.85	8520	1.25	
13	420	108.29	8800	1.45	
13	395	102.88	8890	1.50	JRTK59DN80S4*
15	350	90.26	9100	1.70	JRTKF59DN80S4*
18	295	76.56	9300	2.0	JRTKA59DN80S4*
20	265	69.12	9410	2.3	JRTKAF59DN80S4*
22	235	60.81	9520	2.6	
24	220	57.42	9560	2.7	
13	405	104.37	5880	1.00	JRTK49DN80S4*
15	350	90.86	6550	1.15	JRTKF49DN80S4*
16	330	85.12	6790	1.20	JRTKA49DN80S4*
18	290	75.20	7150	1.40	JRTKAF49DN80S4*
19	270	69.84	7310	1.50	
21	245	63.30	7500	1.65	JRTK49DN80S4*
24	220	56.83	7660	1.80	JRTKF49DN80S4*
28	189	48.95	7830	2.1	JRTKA49DN80S4*
30	178	46.03	7880	2.2	JRTKAF49DN80S4*
23	225	58.60	4850	0.90	
27	192	49.79	4790	1.05	
31	172	44.46	4740	1.15	
36	147	37.97	4640	1.35	
38	137	35.57	4600	1.45	
45	116	29.96	4470	1.75	
47	111	28.83	4440	1.80	
54	97	24.99	4320	2.1	
58	90	23.36	4260	2.2	JRTK39DN80S4*
67	78	20.19	4130	2.4	JRTKF39DN80S4*
79	66	17.15	3980	2.7	JRTKA39DN80S4*
89	59	15.31	3880	3.0	JRTKAF39DN80S4*
104	51	13.08	3730	3.3	
112	47	12.14	3660	3.4	
130	41	10.49	3520	4.0	
153	34	8.91	3370	4.7	
171	31	7.96	3270	5.1	

输出转速 Output speed n_a [r/min]	输出扭矩 Output torque T_a [N m]	传动比 Ratio i	出轴许用径向负载 Permitted overhung load F_{Ra} [N]	使用系数 Service factor f_B	型号 Model
0.55kW					
200	26	6.80	3130	5.7	JRTK39DN80S4 *
214	25	6.37	3070	5.9	JRTKF39DN80S4 *
254	21	5.36	2920	6.8	JRTKA39DN80S4 *
342	15	3.98	2680	8.1	JRTKAF39DN80S4 *
0.75kW					
0.11	58000	13116	190000	0.85	
0.12	50900	11647	190000	1	JRTK189R99DN80M4 *
0.19	32700	7343	190000	1.55	JRTKH189R99DN80M4 *
0.20	29900	6747	190000	1.65	
0.23	26200	5991	190000	1.90	
0.16	38500	8628	150000	0.85	
0.21	29300	6562	150000	1.10	
0.26	23400	5355	150000	1.35	JRTK169R99DN80M4 *
0.34	18100	4079	150000	1.75	JRTKH169R99DN80M4 *
0.41	15100	3376	150000	2.1	
0.35	17700	3979	112300	1.00	JRTK159R59DN80M4 *
0.45	13600	3051	114100	1.30	JRTKF159R59DN80M4 *
					JRTKA159R59DN80M4 *
					JRTKAF159R59DN80M4 *
0.83	7490	1659	115900	2.4	JRTK159R99DN80M4 *
1.0	6040	1365	116200	3.0	JRTKF159R99DN80M4 *
					JRTKA159R99DN80M4 *
					JRTKAF159R99DN80M4 *
0.42	15100	3311	75700	0.85	JRTK129R79DN80M4 *
0.46	13700	3009	78600	0.95	JRTKF129R79DN80M4 *
0.53	11800	2607	79800	1.10	JRTKA129R79DN80M4 *
					JRTKAF129R79DN80M4 *
0.72	9010	1926	81100	1.45	
0.79	8220	1757	81400	1.60	JRTK129R79DN80M4 *
0.90	7180	1541	81700	1.8	JRTKF129R79DN80M4 *
1.0	6280	1342	82000	2.1	JRTKA129R79DN80M4 *
1.2	5480	1177	82200	2.4	JRTKAF129R79DN80M4 *
1.4	4790	1025	82300	2.7	
1.5	4190	899	82500	3.1	
0.81	8040	1713	65000	1.00	
0.89	7300	1554	65000	1.10	
1.0	6270	1336	65000	1.30	JRTK109R79DN80M4 *
1.2	5470	1166	65000	1.45	JRTKF109R79DN80M4 *
1.3	4740	1030	65000	1.70	JRTKA109R79DN80M4 *
1.5	4130	904	65000	1.95	JRTKAF109R79DN80M4 *
1.7	3710	793	65000	2.2	
2.0	3240	696	65000	2.5	
2.2	2810	615	65000	2.8	
1.2	5240	1102	39600	0.8	
1.4	4600	957	40000	0.95	JRTK99R79DN80M4 *
1.6	4110	855	40000	1.05	JRTKF99R79DN80M4 *
1.9	3470	743	40000	1.25	JRTKA99R79DN80M4 *
2.1	3050	652	40000	1.40	JRTKAF99R79DN80M4 *
2.4	2740	573	40000	1.55	
2.7	2350	504	40000	1.85	

输出转速 Output speed n_a [r/min]	输出扭矩 Output torque T_a [N m]	传动比 Ratio i	出轴许用径向负载 Permitted overhung load F_{Ra} [N]	使用系数 Service factor f_B	型号 Model
0.75kW					
3.2	2010	437	40000	2.1	
3.6	1770	382	40000	2.4	JRTK99R59DN80M4 *
4.5	1420	305	40000	3.0	JRTKF99R59DN80M4 *
5.4	1190	258	40000	3.5	JRTKA99R59DN80M4 *
5.9	1080	232	40000	3.9	JRTKAF99R59DN80M4 *
6.9	920	199	40000	4.6	
1.9	3370	726	26300	0.80	
2.2	2970	638	26900	0.90	
2.5	2610	562	27400	1	
2.9	2200	474	27900	1.2	JRTK89R59DN80M4 *
3.2	1980	426	28100	1.35	JRTKF99R59DN80M4 *
3.7	1720	373	28300	1.55	JRTKA99R59DN80M4 *
4.2	1520	330	28500	1.75	JRTKAF99R59DN80M4 *
4.7	1350	294	28600	1.95	
5.5	1160	250	28700	2.3	
5.8	1100	236	28700	2.4	
6.9	930	201	28800	2.9	
3.8	1740	367	13900	0.90	
4.2	1550	328	15400	1.00	JRTK79R39DN80M4 *
4.8	1380	290	16500	1.15	JRTKF79R39DN80M4 *
5.5	1190	252	17500	1.30	JRTKA79R39DN80M4 *
6.2	1040	221	18100	1.50	JRTKAF79R39DN80M4 *
3.9	1830	176.05	40000	2.3	JRTK99DN100M8 *
4.5	1590	153.21	40000	2.7	JRTKF99DN100M8 *
4.9	1460	140.28	40000	3.0	JRTKA99DN100M8 *
					JRTKAF99DN100M8 *
4.7	1530	147.32	28500	1.75	JRTK89DN100M8 *
5.4	1320	126.91	28600	2.1	JRTKF89DN100M8 *
6.0	1200	115.82	28700	2.3	JRTKA89DN100M8 *
6.7	1070	102.71	28700	2.5	JRTKAF89DN100M8 *
5.2	1390	174.19	28600	1.95	JRTK89DN90M6 *
5.5	1310	164.34	28600	2.1	JRTKF89DN90M6 *
6.1	1170	147.32	28700	2.3	JRTKA89DN90M6 *
7.1	1010	126.91	28800	2.7	JRTKAF89DN90M6 *
7.0	1020	197.37	28800	2.6	JRTK89DN80M4 *
7.9	900	174.19	28800	3.0	JRTKF89DN80M4 *
8.4	850	164.34	28900	3.2	JRTKA89DN80M4 *
9.4	765	147.32	28900	3.5	JRTKAF89DN80M4 *
6.7	1080	135.28	18000	1.45	JRTK79DN90M6 *
7.0	1020	128.52	18200	1.50	JRTKF79DN90M6 *
7.9	900	113.56	18700	1.70	JRTKA79DN90M6 *
9.3	770	97.05	19100	2.0	JRTKAF79DN90M6 *
10	710	88.97	19200	2.2	
9.0	800	154.02	19000	1.95	JRTK79DN80M4 *
10	700	135.28	19300	2.2	JRTKF79DN80M4 *
11	665	128.52	19300	2.3	JRTKA79DN80M4 *
12	590	113.56	19500	2.6	JRTKAF79DN80M4 *
14	505	97.05	19700	3.1	

输出转速 Output speed n_a [r/min]	输出扭矩 Output torque T_a [N m]	传动比 Ratio i	出轴许用径向负载 Permitted overhung load F_{Ra} [N]	使用系数 Service factor f_B	型号 Model
0.75kW					
11	640	123.54	11700	1.30	JRTK69DN80M4 *
13	560	108.03	12100	1.45	JRTKF69DN80M4 *
15	465	90.04	12600	1.75	JRTKA69DN80M4 *
					JRTKAF69DN80M4 *
18	395	76.37	12800	2.1	JRTK69DN80M4 *
20	360	68.95	13000	2.3	JRTKF69DN80M4 *
23	315	60.66	13000	2.6	JRTKA69DN80M4 *
24	295	57.28	13000	2.8	JRTKAF69DN80M4 *
11	645	123.85	7130	0.95	
13	560	108.29	7940	1.05	
13	535	102.88	8160	1.10	
15	470	90.26	8570	1.30	JRTK59DN80M4 *
18	395	76.56	8890	1.50	JRTKF59DN80M4 *
20	360	69.12	9060	1.65	JRTKA59DN80M4 *
23	315	60.81	9230	1.90	JRTKAF59DN80M4 *
24	300	57.42	9290	2.0	
28	255	48.89	9450	2.4	
31	230	44.43	9530	2.6	
18	390	75.20	6060	1.00	JRTK49DN80M4 *
20	365	69.84	6410	1.10	JRTKF49DN80M4 *
22	330	63.30	6790	1.20	JRTKA49DN80M4 *
					JRTKAF49DN80M4 *
24	295	56.83	7110	1.35	
28	255	48.95	7430	1.55	JRTK49DN80M4 *
30	240	46.03	7540	1.65	JRTKF49DN80M4 *
35	205	39.61	7740	1.95	JRTKA49DN80M4 *
39	184	35.39	7760	2.2	JRTKAF49DN80M4 *
44	162	31.30	7550	2.5	
31	230	44.46	4170	0.85	
36	197	37.97	4150	1.00	
39	185	35.57	4140	1.10	
46	156	29.96	4080	1.30	
48	150	28.83	4060	1.35	
55	130	24.99	3990	1.55	
59	121	23.36	3950	1.60	JRTK39DN80M4 *
68	105	20.19	3860	1.75	JRTKF39DN80M4 *
80	89	17.15	3750	2.0	JRTKA39DN80M4 *
90	80	15.31	3670	2.2	JRTKAF39DN80M4 *
105	68	13.08	3550	2.4	
114	63	12.14	3500	2.5	
132	54	10.49	3380	2.9	
155	46	8.91	3250	3.5	
173	41	7.96	3160	3.8	
203	35	6.80	3030	4.3	
217	33	6.37	2980	4.4	
257	28	5.36	2840	5.0	
347	21	3.98	2620	6.0	

输出转速 Output speed n_a [r/min]	输出扭矩 Output torque T_a [N m]	传动比 Ratio i	出轴许用径向负载 Permitted overhung load F_{Ra} [N]	使用系数 Service factor f_B	型号 Model
1.1kW					
0.15	59700	9363	190000	0.85	
0.17	51100	8126	190000	1.00	
0.19	48400	7343	190000	1.05	
0.21	44200	6747	190000	1.15	JRTK189R99DN90S4 *
0.23	39000	5991	190000	1.30	JRTKH189R99DN90S4*
0.26	34500	5358	190000	1.45	
0.29	30700	4817	190000	1.65	
0.32	27900	4370	190000	1.8	
0.26	34800	5355	150000	0.90	
0.29	30800	4788	150000	1.05	JRTK169R99DN90S4 *
0.34	26700	4079	150000	1.20	JRTKH169R99DN90S4*
0.41	22300	3376	150000	1.45	
0.51	17900	2755	150000	1.80	
0.64	14600	2182	150000	2.2	
0.82	11300	1704	150000	2.8	JRTK169R99DN90S4 *
0.99	9390	1408	150000	3.4	JRTKH169R99DN90S4*
1.1	8600	1296	150000	3.7	
0.40	22700	3516	109500	0.80	JRTK159R99DN90S4*
0.46	20100	3051	111100	0.90	JRTKF159R99DN90S4*
0.54	16700	2610	112800	1.1	JRTKA159R99DN90S4*
0.60	14800	2322	113600	1.20	JRTKAF159R99DN90S4*
0.84	11100	1659	115000	1.65	
1.0	8980	1365	115600	2.0	JRTK159R99DN90S4*
1.1	8010	1229	115800	2.3	JRTKF159R99DN90S4*
1.3	7130	1093	116000	2.5	JRTKA159R99DN90S4*
1.5	6150	942	116100	2.9	JRTKAF159R99DN90S4*
1.6	5510	854	116200	3.3	
0.73	13200	1926	79100	1.00	
0.80	12000	1757	79700	1.10	
0.91	10500	1541	80500	1.25	
1.0	9170	1342	81000	1.4	
1.2	8020	1177	81400	1.6	JRTK129R79DN90S4*
1.4	7010	1025	81800	1.85	JRTKF129R79DN90S4*
1.6	6130	899	82000	2.1	JRTKA129R79DN90S4*
1.8	5280	790	82200	2.5	JRTKAF129R79DN90S4*
2.0	4780	704	82300	2.7	
2.3	4110	610	82500	3.2	
2.5	3710	549	82500	3.5	
2.9	3190	477	82600	4.1	
1.2	7990	1166	65000	1.00	
1.4	6960	1030	65000	1.15	
1.5	6080	904	65000	1.30	
1.8	5420	793	65000	1.50	JRTK109R79DN90S4*
2.0	4740	696	65000	1.70	JRTKF109R79DN90S4*
2.3	4140	615	65000	1.95	JRTKA109R79DN90S4*
2.7	3510	522	65000	2.3	JRTKAF109R79DN90S4*
3.0	3090	461	65000	2.6	
3.4	2720	408	65000	2.9	
3.8	2470	364	65000	3.2	
4.4	2160	318	65000	3.7	

输出转速 Output speed n_a [r/min]	输出扭矩 Output torque T_a [N·m]	传动比 Ratio i	出轴许用径向负载 Permitted overhung load F_{Ra} [N]	使用系数 Service factor f_B	型号 Model
1.1kW					
1.9	5070	743	39900	0.85	
2.2	4460	652	40000	0.95	JRTK99R59DN90S4 *
2.4	3990	573	40000	1.10	JRTKF99R59DN90S4 *
2.8	3430	504	40000	1.25	JRTKA99R59DN90S4 *
3.2	2970	437	40000	1.45	JRTKAF99R59DN90S4 *
3.7	2620	382	40000	1.65	
4.1	2320	342	40000	1.85	
3.0	3250	474	26500	0.85	
3.3	2920	426	27000	0.90	
3.8	2570	373	27400	1.05	JRTK89R59DN90S4 *
4.2	2250	330	27800	1.20	JRTKF89R59DN90S4 *
4.8	2010	294	28000	1.35	JRTKA89R59DN90S4 *
5.6	1730	250	28300	1.55	JRTKAF89R59DN90S4 *
5.9	1630	236	28400	1.65	
7.0	1390	201	28600	1.95	
3.9	2720	176.05	40000	1.55	JRTK99DN100L8*
4.4	2370	153.21	40000	1.80	JRTKF99DN100L8*
4.8	2170	140.28	40000	1.95	JRTKA99DN100L8*
5.5	1910	123.93	40000	2.2	JRTKAF99DN100L8*
5.2	2010	176.05	40000	2.1	JRTK99DN90L6 *
6.0	1750	153.21	40000	2.5	JRTKF99DN90L6 *
6.6	1600	140.28	40000	2.7	JRTKA99DN90L6 *
7.4	1420	123.93	40000	3.0	JRTKAF99DN90L6 *
7.9	1320	176.05	40000	3.3	JRTK99DN90S4*
9.1	1150	153.21	40000	3.7	JRTKF99DN90S4*
10	1050	140.28	40000	4.1	JRTKA99DN90S4* JRTKAF99DN90S4*
5.3	1990	174.19	28100	1.35	JRTK89DN90L6*
5.6	1880	164.34	28200	1.45	JRTKF89DN90L6*
6.2	1680	147.32	28300	1.60	JRTKA89DN90L6*
7.2	1450	126.91	28500	1.85	JRTKAF89DN90L6*
8.0	1310	174.19	28600	2.1	JRTK89DN90S4*
8.5	1230	164.34	28700	2.2	JRTKF89DN90S4*
9.5	1110	147.32	28700	2.4	JRTKA89DN90S4*
11	950	126.91	28800	2.8	JRTKAF89DN90S4*
12	870	115.82	28800	3.1	
6.8	1540	135.28	15400	1.00	JRTK79DN90L6*
7.2	1470	128.52	15900	1.05	JRTKF79DN90L6*
8.1	1300	113.56	17000	1.20	JRTKA79DN90L6*
9.5	1110	97.05	17900	1.40	JRTKAF79DN90L6*
10	1020	135.28	18300	1.55	JRTK79DN90S4 *
11	960	128.52	18400	1.60	JRTKF79DN90S4 *
12	850	113.56	18800	1.80	JRTKA79DN90S4 * JRTKAF79DN90S4 *
14	730	97.05	19200	2.1	JRTK79DN90S4 *
16	670	88.97	19300	2.3	JRTKF79DN90S4 *
18	585	78.07	19500	2.7	JRTKA79DN90S4 *
19	555	73.99	19600	2.8	JRTKAF79DN90S4 *

输出转速 Output speed n_a [r/min]	输出扭矩 Output torque T_a [N·m]	传动比 Ratio i	出轴许用径向负载 Permitted overhung load F_{Ra} [N]	使用系数 Service factor f_B	型号 Model
1.1kW					
13	810	108.03	10400	1.00	JRTK69DN90S4 *
14	770	102.62	10700	1.05	JRTKF69DN90S4 *
16	675	90.04	11400	1.20	JRTKA69DN90S4 *
18	575	76.37	12000	1.45	JRTKAF69DN90S4 *
20	515	68.95	12300	1.60	
23	455	60.66	12600	1.80	JRTK69DN90S4 *
24	430	57.28	12700	1.90	JRTKF69DN90S4 *
29	365	48.77	12900	2.2	JRTKA69DN90S4 *
32	335	44.32	13000	2.5	JRTKAF69DN90S4 *
36	290	38.39	13000	2.8	
16	675	90.26	7410	0.90	
18	575	76.56	7840	1.05	JRTK59DN90S4 *
20	520	69.12	8280	1.15	JRTKF59DN90S4 *
23	455	60.81	8630	1.30	JRTKA59DN90S4 *
24	430	57.42	8750	1.40	JRTKAF59DN90S4 *
29	365	48.89	9020	1.65	
32	335	44.43	9160	1.80	
36	290	38.49	9330	2.1	
39	270	35.70	9400	2.2	
46	225	30.28	9540	2.6	
51	205	27.34	9510	2.9	
58	181	24.05	9220	3.3	
62	170	22.71	9090	3.5	
72	145	19.34	8720	4.0	JRTK59DN90S4 *
80	132	17.57	8510	4.2	JRTKF59DN90S4 *
92	114	15.22	8180	4.7	JRTKA59DN90S4 *
106	99	13.25	7880	5.1	JRTKAF59DN90S4 *
117	90	11.92	7570	4.6	
124	85	11.26	7450	4.9	
146	72	9.59	7120	5.6	
161	65	8.71	6930	6.0	
186	57	7.55	6650	6.5	
213	49	6.57	6380	7.0	
298	35	4.69	5770	8.5	
25	425	56.83	3310	0.95	JRTK49DN90S4 *
29	365	48.95	6360	1.10	JRTKF49DN90S4 *
30	345	46.03	6610	1.15	JRTKA49DN90S4 * JRTKAF49DN90S4 *
35	295	39.61	7090	1.35	
40	265	35.39	7090	1.50	JRTK49DN90S4 *
45	235	31.30	6960	1.70	JRTKF49DN90S4 *
48	220	29.32	6890	1.80	JRTKA49DN90S4 *
54	194	25.91	6730	2.1	JRTKAF49DN90S4 *
64	164	21.81	6510	2.4	
72	147	19.58	6360	2.7	
47	225	29.96	3420	0.90	
56	188	24.99	3440	1.05	
60	175	23.36	3440	1.10	JRTK39DN90S4 *
69	152	20.19	3420	1.20	JRTKF39DN90S4 *
82	129	17.15	3370	1.40	JRTKA39DN90S4 *
91	115	15.31	3330	1.50	JRTKAF39DN90S4 *
107	98	13.08	3260	1.70	
115	91	12.14	3220	1.75	

输出转速 Output speed n_a [r/min]	输出扭矩 Output torque T_a [N m]	传动比 Ratio i	出轴许用径向负载 Permitted overhung load F_{Ra} [N]	使用系数 Service factor f_B	型号 Model
1.1kW					
133	79	10.49	3140	2.0	
157	67	8.91	3040	2.4	JRTK39DN90S4 *
176	60	7.96	2970	2.6	JRTKF39DN90S4 *
206	51	6.80	2870	2.9	JRTKA39DN90S4 *
220	48	6.37	2830	3.0	JRTKAF39DN90S4 *
261	40	5.36	2720	3.5	
352	30	3.98	2520	4.2	
1.5kW					
0.21	60800	6747	190000	0.80	
0.24	53600	5991	190000	0.95	
0.26	47600	5358	190000	1.05	JRTK189R99DN90L4 *
0.29	42500	4817	190000	1.2	JRTKH189R99DN90L4 *
0.32	38600	4370	190000	1.30	
0.39	33100	3609	190000	1.50	
0.46	28000	3062	190000	1.80	JRTK189R99DN90L4 *
0.56	22800	2519	190000	2.2	JRTKH189R99DN90L4 *
0.62	20400	2268	190000	2.5	
0.35	36700	4079	150000	0.85	JRTK169R99DN90L4 *
0.42	30500	3376	150000	1.05	JRTKH169R99DN90L4 *
0.51	24700	2755	150000	1.30	
0.65	20000	2182	150000	1.60	
0.83	15500	1704	150000	2.1	JRTK169R99DN90L4 *
1.0	12900	1408	150000	2.5	JRTKH169R99DN90L4 *
1.1	11800	1296	150000	2.7	
0.61	20500	2322	110800	0.9	JRTK159R99DN90L4 * JRTKF159R99DN90L4 * JRTKA159R99DN90L4 * JRTKAF159R99DN90L4 *
0.85	15200	1659	113500	1.20	
1.0	12400	1365	114600	1.45	JRTK159R99DN90L4 *
1.1	11100	1229	115000	1.65	JRTKF159R99DN90L4 *
1.3	9840	1093	115300	1.85	JRTKA159R99DN90L4 *
1.5	8480	942	115700	2.1	JRTKAF159R99DN90L4 *
1.6	7630	854	115900	2.4	
2.5	5010	567	116300	3.6	
2.8	4460	504	116400	4.0	
2.6	4830	536	82300	2.7	JRTK129R89DN90L4 * JRTKF129R89DN90L4 * JRTKA129R89DN90L4 * JRTKAF129R89DN90L4 *
3.4	3800	418	82500	3.4	
3.8	3350	367	82600	3.9	
0.80	16400	1757	73400	0.80	
0.91	14300	1541	77500	0.90	
1.0	12500	1342	79500	1.05	
1.2	10900	1177	80300	1.20	JRTK129R79DN90L4 *
1.4	9550	1025	80900	1.35	JRTKF129R79DN90L4 *
1.6	8360	899	81400	1.55	JRTKA129R79DN90L4 *
1.8	7240	790	81700	1.80	JRTKAF129R79DN90L4 *
2.0	6520	704	81900	2.0	
2.3	5620	610	82200	2.3	

输出转速 Output speed n_a [r/min]	输出扭矩 Output torque T_a [N m]	传动比 Ratio i	出轴许用径向负载 Permitted overhung load F_{Ra} [N]	使用系数 Service factor f_B	型号 Model
1.5kW					
2.6	5080	549	82300	2.6	JRTK129R79DN90L4 * JRTKF129R79DN90L4 * JRTKA129R79DN90L4 * JRTKAF129R79DN90L4 *
3.0	4370	477	82400	3.0	
3.4	3870	418	82500	3.4	
1.4	9520	1030	65000	0.85	
1.6	8320	904	65000	0.95	
1.8	7390	793	65000	1.10	
2.0	6470	696	65000	1.25	JRTK109R79DN90L4 * JRTKF109R79DN90L4 * JRTKA109R79DN90L4 * JRTKAF109R79DN90L4 *
2.3	5670	615	65000	1.40	
2.7	4810	522	65000	1.65	
3.1	4230	461	65000	1.90	
3.5	3740	408	65000	2.1	
3.9	3370	364	65000	2.4	
4.4	2940	318	65000	2.7	
2.5	5420	573	39400	0.80	
2.8	4680	504	40000	0.9	
3.2	4050	437	40000	1.05	
3.7	3570	382	40000	1.20	JRTK99R59DN90L4 * JRTKF99R59DN90L4 * JRTKA99R59DN90L4 * JRTKAF99R59DN90L4 *
4.1	3160	342	40000	1.35	
4.6	2880	305	40000	1.50	
5.5	2430	258	40000	1.75	
6.1	2190	232	40000	1.95	
7.1	1870	199	40000	2.3	
4.3	3070	330	26800	0.90	
4.8	2750	294	27300	1.00	JRTK89R59DN90L4 *
5.6	2360	250	27700	1.15	JRTKF89R59DN90L4 *
6.0	2230	236	29700	1.2	JRTKA89R59DN90L4 *
7.0	1890	201	28200	1.45	JRTKAF89R59DN90L4 *
7.7	1720	183	28300	1.55	
4.9	2940	143.47	65000	2.7	JRTK109DN112M8 JRTKF109DN112M8 JRTKA109DN112M8 JRTKAF109DN112M8
5.8	2490	121.46	65000	3.2	
6.2	2300	112.41	65000	3.5	
4.6	3140	153.21	40000	1.35	JRTK99DN112M8 JRTKF99DN112M8 JRTKA99DN112M8 JRTKAF99DN112M8
5.0	2870	140.28	40000	1.50	
5.7	2540	123.93	40000	1.70	
5.2	2740	176.05	40000	1.55	JRTK99DN100L6 *
6.0	2390	153.21	40000	1.80	JRTKF99DN100L6 *
6.6	2180	140.28	40000	1.95	JRTKA99DN100L6 *
7.4	1930	123.93	40000	2.2	JRTKAF99DN100L6 *
8.0	1790	176.05	40000	2.4	JRTK99DN90L4 *
9.2	1560	153.21	40000	2.8	JRTKF99DN90L4 *
10	1430	140.28	40000	3.0	JRTKA99DN90L4 *
11	1260	123.93	40000	3.4	JRTKAF99DN90L4 *
6.2	2290	147.32	27800	1.20	JRTK89DN100L6 *
7.2	1980	126.91	28100	1.35	JRTKF89DN100L6 *
7.9	1800	115.82	28200	1.50	JRTKA89DN100L6 *
9.0	1600	102.71	28400	1.70	JRTKAF89DN100L6 *

输出转速 Output speed n_a [r/min]	输出扭矩 Output torque T_a [N m]	传动比 Ratio i	出轴许用径向负载 Permitted overhung load F_{Ra} [N]	使用系数 Service factor f_B	型号 Model
1.5kW					
8.1	1770	174.19	28300	1.55	
8.6	1670	164.34	28300	1.60	JRTK89DN90L4 *
9.6	1500	147.32	28500	1.80	JRTKF89DN90L4 *
11	1290	126.91	28600	2.1	JRTKA89DN90L4 *
12	1180	115.82	28700	2.3	JRTKAF89DN90L4 *
14	1040	102.71	28800	2.6	
16	880	86.34	28800	3.1	
8.1	1770	113.56	13600	0.90	JRTK79DN100L6 *
9.5	1510	97.05	15700	1.05	JRTKF79DN100L6 *
10	1390	88.97	16400	1.10	JRTKA79DN100L6 *
12	1220	78.07	17400	1.30	JRTKAF79DN100L6 *
10	1370	135.28	16500	1.15	JRTK79DN90L4 *
11	1310	128.52	16900	1.20	JRTKF79DN90L4 *
12	1150	113.56	17700	1.35	JRTKA79DN90L4 *
15	990	97.05	18400	1.55	JRTKAF79DN90L4 *
16	900	88.97	18700	1.70	
18	795	78.07	19000	1.95	
19	750	73.99	19100	2.1	JRTK79DN90L4 *
22	660	64.75	19400	2.4	JRTKF79DN90L4 *
24	595	58.34	19500	2.6	JRTKA79DN90L4 *
28	520	51.18	19700	3.0	JRTKAF79DN90L4 *
31	460	45.16	19800	3.4	
35	405	40.04	19800	3.8	
16	910	90.04	9370	0.90	
18	775	76.37	10700	1.05	JRTK69DN90L4 *
20	700	68.95	11300	1.15	JRTKF69DN90L4 *
23	615	60.66	11800	1.35	JRTKA69DN90L4 *
25	580	57.28	12000	1.40	JRTKAF69DN90L4 *
29	495	48.77	12400	1.65	
32	450	44.32	12600	1.80	
37	390	38.39	12800	2.1	JRTK69DN90L4 *
40	360	35.62	12900	2.3	JRTKF69DN90L4 *
47	305	30.22	13000	2.7	JRTKA69DN90L4 *
52	275	27.28	13000	3.0	JRTKAF69DN90L4 *
59	245	24.00	13000	3.3	
23	620	60.81	7480	0.95	JRTK59DN90L4 *
25	585	57.42	7770	1.05	JRTKF59DN90L4 *
29	495	48.89	8430	1.20	JRTKA59DN90L4 *
32	450	44.43	8650	1.35	JRTKAF59DN90L4 *
37	390	38.49	8920	1.55	
39	365	35.70	9040	1.65	JRTK59DN90L4 *
47	310	30.28	9190	1.95	JRTKF59DN90L4 *
52	280	27.34	9010	2.2	JRTKA59DN90L4 *
59	245	24.05	8780	2.5	JRTKAF59DN90L4 *
62	230	22.71	8670	2.6	
73	196	19.34	8360	2.9	
36	400	39.61	5890	1.00	JRTK49DN90L4 *
40	360	35.39	6360	1.10	JRTKF49DN90L4 *
45	320	31.30	6310	1.25	JRTKA49DN90L4 *
					JRTKAF49DN90L4 *

输出转速 Output speed n_a [r/min]	输出扭矩 Output torque T_a [N m]	传动比 Ratio i	出轴许用径向负载 Permitted overhung load F_{Ra} [N]	使用系数 Service factor f_B	型号 Model
1.5kW					
48	300	29.32	6270	1.35	
54	265	25.91	6190	1.50	
65	220	21.81	6050	1.80	
72	199	19.58	5950	2.0	JRTK49DN90L4 *
84	171	16.86	5800	2.2	JRTKF49DN90L4 *
89	161	15.86	5730	2.4	JRTKA49DN90L4 *
103	139	13.65	5560	2.6	JRTKAF49DN90L4 *
116	124	12.19	5430	2.8	
120	120	11.77	5340	2.3	
60	235	23.36	2860	0.80	
70	205	20.19	2920	0.90	
82	174	17.15	2940	1.05	
92	156	15.31	2950	1.10	
108	133	13.08	2930	1.25	JRTK39DN90L4 *
116	123	12.14	2920	1.30	JRTKF39DN90L4 *
134	107	10.49	2880	1.50	JRTKA39DN90L4 *
158	91	8.91	2820	1.75	JRTKAF39DN90L4 *
177	81	7.96	2770	1.90	
207	69	6.80	2700	2.2	
221	65	6.37	2670	2.2	
263	55	5.36	2580	2.6	
354	40	3.98	2420	3.1	
2.2kW					
0.32	57700	4370	190000	0.85	JRTK189R99DN100S4 *
0.50	36400	2818	190000	1.35	JRTKH189R99DN100S4 *
0.39	49000	3609	190000	1.00	
0.46	41600	3062	190000	1.20	
0.56	34000	2519	190000	1.45	JRTK189R99DN100S4 *
0.62	30400	2268	190000	1.65	JRTKH189R99DN100S4 *
0.69	27400	2054	190000	1.80	
0.77	24200	1821	190000	2.1	
0.88	21400	1605	190000	2.3	
0.51	36700	2755	150000	0.85	JRTK169R99DN100S4 *
0.62	29500	2263	150000	1.05	JRTKH169R99DN100S4 *
0.65	29600	2182	150000	1.10	
0.83	23100	1704	150000	1.40	
1.0	19100	1408	150000	1.65	JRTK169R99DN100S4 *
1.1	17500	1296	150000	1.8	JRTKH169R99DN100S4 *
1.3	14600	1101	150000	2.2	
1.5	12600	944	150000	2.5	
0.85	22500	1659	109700	0.80	
1.0	18400	1365	112000	1.00	
1.1	16500	1229	112900	1.10	JRTK159R99DN100S4 *
1.3	14700	1093	113700	1.25	JRTKF159R99DN100S4 *
1.5	12700	942	114500	1.4	JRTKA159R99DN100S4 *
1.6	11400	854	114900	1.60	JRTKAF159R99DN100S4 *
1.9	9880	756	115300	1.80	
2.6	7200	536	81700	1.80	JRTK129R89DN100S4 *
3.0	6300	473	82000	2.1	JRTKF129R89DN100S4 *
3.4	5670	418	82200	2.3	JRTKA129R89DN100S4 *
3.8	4970	367	82300	2.6	JRTKAF129R89DN100S4 *
4.3	4460	330	82400	2.9	

输出转速 Output speed n_a [r/min]	输出扭矩 Output torque T_a [N·m]	传动比 Ratio i	出轴许用径向负载 Permitted overhung load F_{Ra} [N]	使用系数 Service factor f_B	型号 Model
2.2kW					
1.4	14100	1025	77800	0.9	
1.6	12300	899	79500	1.05	
1.8	10700	790	80400	1.20	JRTK129R79DN100S4*
2.0	9640	704	80800	1.35	JRTKF129R79DN100S4*
2.3	8330	610	81300	1.55	JRTKA129R79DN100S4*
2.6	7510	549	81600	1.75	JRTKAF129R79DN100S4*
3.0	6490	477	81900	2.0	
3.4	5720	418	82100	2.3	
2.3	8390	615	65000	0.95	
2.7	7120	522	65000	1.1	
3.1	6270	461	65000	1.30	JRTK109R79DN100S4*
3.5	5540	408	65000	1.45	JRTKF109R79DN100S4*
3.9	4980	364	65000	1.60	JRTKA109R79DN100S4*
4.4	4350	318	65000	1.85	JRTKAF109R79DN100S4*
4.9	3910	286	65000	2.0	
5.6	3430	251	65000	2.3	
3.7	5260	382	39600	0.80	
4.1	4680	342	40000	0.95	JRTK99R59DN100S4*
4.6	4240	305	40000	1.0	JRTKF99R59DN100S4*
5.5	3580	258	40000	1.20	JRTKA99R59DN100S4*
6.1	3220	232	40000	1.35	JRTKAF99R59DN100S4*
7.1	2760	199	40000	1.55	
4.9	4310	143.47	65000	1.85	JRTK109DN132S8*
5.8	3650	121.46	65000	2.2	JRTKF109DN132S8*
6.2	3370	112.41	65000	2.4	JRTKA109DN132S8*
6.9	3020	100.75	65000	2.7	JRTKAF109DN132S8*
6.1	3420	153.21	40000	1.25	JRTK99DN112M6*
6.7	3140	140.28	40000	1.35	JRTKF99DN112M6*
7.6	2770	123.93	40000	1.55	JRTKA99DN112M6*
8.9	2350	105.13	40000	1.85	JRTKAF99DN112M6*
8.0	2620	176.05	40000	1.65	JRTK99DN100S4*
9.2	2280	153.21	40000	1.90	JRTKF99DN100S4*
10	2090	140.28	40000	2.1	JRTKA99DN100S4*
11	1850	123.93	40000	2.3	JRTKAF99DN100S4*
13	1570	105.13	40000	2.8	JRTK99DN100S4*
15	1440	96.80	40000	3.0	JRTKF99DN100S4*
					JRTKA99DN100S4*
					JRTKAF99DN100S4*
9.6	2200	147.32	27900	1.25	JRTK89DN100S4*
11	1890	126.91	28200	1.45	JRTKF89DN100S4*
12	1730	115.82	28300	1.65	JRTKA89DN100S4*
					JRTKAF89DN100S4*
14	1530	102.71	28500	1.75	JRTK89DN100S4*
16	1290	86.34	28600	2.1	JRTKF89DN100S4*
18	1180	79.34	28700	2.3	JRTKA89DN100S4*
20	1050	70.46	28800	2.6	JRTKAF89DN100S4*
22	940	63.00	28800	2.9	
12	1690	113.56	14300	0.90	JRTK79DN100S4*
15	1450	97.05	16100	1.05	JRTKF79DN100S4*
16	1330	88.97	16800	1.15	JRTKA79DN100S4*
18	1160	78.07	17600	1.35	JRTKAF79DN100S4*

输出转速 Output speed n_a [r/min]	输出扭矩 Output torque T_a [N·m]	传动比 Ratio i	出轴许用径向负载 Permitted overhung load F_{Ra} [N]	使用系数 Service factor f_B	型号 Model
2.2kW					JRTK79DN100S4*
19	1100	73.99	17900	1.40	JRTKF79DN100S4*
22	960	64.75	18400	1.60	JRTKA79DN100S4*
24	870	58.34	18800	1.80	JRTKAF79DN100S4*
28	765	51.18	19100	2.0	
31	675	45.16	19300	2.3	JRTK79DN100S4*
35	595	40.04	19500	2.6	JRTKF79DN100S4*
40	525	35.20	19700	3.0	JRTKA79DN100S4*
46	460	30.89	19800	3.4	JRTKAF79DN100S4*
48	435	29.27	19800	3.6	
55	380	25.62	19800	4.1	
23	900	60.66	9490	0.90	
25	850	57.28	10000	0.95	JRTK69DN100S4*
29	725	48.77	11100	1.15	JRTKF69DN100S4*
32	660	44.32	11500	1.25	JRTKA69DN100S4*
37	570	38.39	12100	1.40	JRTKAF69DN100S4*
40	530	35.62	12300	1.55	
47	450	30.22	12600	1.80	
52	405	27.28	12800	2.0	
59	360	24.00	13000	2.2	
62	340	22.66	13000	2.3	
73	285	19.30	13000	2.6	JRTK69DN100S4*
80	260	17.54	13000	2.8	JRTKF69DN100S4*
93	225	15.19	13000	3.1	JRTKA69DN100S4*
107	197	13.22	13000	3.4	JRTKAF69DN100S4*
113	186	12.48	13000	2.9	
133	158	10.63	13000	3.2	
146	144	9.66	13000	3.3	
169	125	8.37	13000	3.5	
194	109	7.28	12700	3.9	
271	78	5.2	11700	4.5	
32	660	44.43	7040	0.90	JRTK59DN100S4*
37	575	38.49	7850	1.05	JRTKF59DN100S4*
39	530	35.70	8180	1.15	JRTKA59DN100S4*
47	450	30.28	8250	1.35	JRTKAF59DN100S4*
52	405	27.34	8160	1.45	
59	360	24.05	8030	1.65	
62	340	22.71	7970	1.75	JRTK59DN100S4*
73	290	19.34	7760	2.0	JRTKF59DN100S4*
80	260	17.57	7630	2.1	JRTKA59DN100S4*
93	225	15.22	7430	2.4	JRTKAF59DN100S4*
106	197	13.25	7220	2.6	
118	178	11.92	6890	2.3	
125	168	11.26	6810	2.5	
54	385	25.91	5260	1.05	JRTK49DN100S4*
65	325	21.81	5260	1.25	JRTKF49DN100S4*
72	290	19.58	5240	1.35	JRTKA49DN100S4*
					JRTKAF49DN100S4*
84	250	16.86	5190	1.50	JRTK49DN100S4*
89	235	15.86	5160	1.60	JRTKF49DN100S4*
103	205	13.65	5070	1.75	JRTKA49DN100S4*
116	182	12.19	4990	1.95	JRTKAF49DN100S4*

输出转速 Output speed n_a [r/min]	输出扭矩 Output torque T_a [N·m]	传动比 Ratio i	出轴许用径向负载 Permitted overhung load F_{Ra} [N]	使用系数 Service factor f_B	型号 Model
2.2kW					
120	175	11.77	4890	1.60	JRTK49DN100S4＊
133	157	10.56	4810	1.80	JRTKF49DN100S4＊ JRTKA49DN100S4＊
155	136	9.10	4690	2.1	JRTKAF49DN100S4＊
108	195	13.08	2370	0.85	
134	156	10.49	2430	1.00	
158	133	8.91	2440	1.20	JRTK39DN100S4＊
177	119	7.96	2430	1.30	JRTKF39DN100S4＊ JRTKA39DN100S4＊
207	101	6.80	2410	1.50	JRTKAF39DN100S4＊
221	95	6.37	2400	1.55	
263	80	5.36	2350	1.75	
354	59	3.98	2250	2.1	
3.0kW					
0.50	50800	2818	190000	1	JRTK189R99DN100L4＊ JRTKH189R99DN100L4＊
0.46	57500	3062	190000	0.85	
0.56	47100	2519	190000	1.05	
0.62	42200	2268	190000	1.20	
0.68	38100	2054	190000	1.30	JRTK189R99DN100L4＊
0.77	33600	1821	190000	1.50	JRTKH189R99DN100L4＊
0.87	29800	1605	190000	1.70	
1.0	25500	1395	190000	1.95	
1.2	22100	1196	190000	2.3	
0.82	31900	1704	150000	1.00	
0.99	26400	1408	150000	1.20	
1.1	24300	1296	150000	1.3	
1.2	20300	1101	150000	1.55	JRTK169R99DN100L4＊ JRTKH169R99DN100L4＊
1.5	17500	944	150000	1.85	
1.7	15400	843	150000	2.1	
1.9	13900	757	150000	2.3	
1.1	22900	1229	109300	0.80	
1.3	20400	1093	110900	0.90	JRTK159R99DN100L4＊
1.5	17600	942	112400	1.05	JRTKF159R99DN100L4＊
1.6	15800	854	113200	1.15	JRTKA159R99DN100L4＊
1.9	13800	756	114000	1.30	JRTKAF159R99DN100L4＊
2.5	10500	567	115200	1.65	
2.8	9310	504	115500	1.95	
2.6	9980	536	80700	1.30	
3.0	8760	473	81200	1.50	JRTK129R89DN100L4＊
3.3	7870	418	81500	1.70	JRTKF129R89DN100L4＊
3.8	6880	367	81800	1.90	JRTKA129R89DN100L4＊
4.2	6170	330	82000	2.1	JRTKAF129R89DN100L4＊
4.9	5300	287	82200	2.5	
1.8	14800	790	76300	0.90	
2.0	13300	704	79000	1.00	JRTK129R79DN100L4＊
2.3	11500	610	80000	1.15	JRTKF129R79DN100L4＊
2.5	10400	549	80500	1.25	JRTKA129R79DN100L4＊
2.9	8970	477	81100	1.45	JRTKAF129R79DN100L4＊
3.3	7900	418	81500	1.65	
3.0	8660	461	65000	0.9	JRTK109R79DN100L4＊
3.4	7660	408	65000	1.05	JRTKF109R79DN100L4＊ JRTKA109R79DN100L4＊
3.8	6870	364	65000	1.15	JRTKAF109R79DN100L4＊

输出转速 Output speed n_a [r/min]	输出扭矩 Output torque T_a [N·m]	传动比 Ratio i	出轴许用径向负载 Permitted overhung load F_{Ra} [N]	使用系数 Service factor f_B	型号 Model
3.0kW					
4.4	6000	318	65000	1.35	
4.9	5400	286	65000	1.50	JRTK109R79DN100L4＊
5.6	4730	251	65000	1.70	JRTKF109R79DN100L4＊
6.3	4170	222	65000	1.9	JRTKA109R79DN100L4＊
7.1	3690	196	65000	2.2	JRTKAF109R79DN100L4＊
8.1	3300	174	65000	2.2	
9.1	2920	154	65000	2.5	
10	2650	140	65000	2.7	
5.4	4930	258	40000	0.85	JRTK99R59DN100L4＊
6.0	4440	232	40000	0.95	JRTKF99R59DN100L4＊
7.0	3810	199	40000	1.15	JRTKA99R59DN100L4＊ JRTKAF99R59DN100L4＊
5.0	5710	143.47	65000	1.40	
5.9	4830	121.46	65000	1.65	JRTK109DN132M8
6.4	4470	112.41	65000	1.80	JRTKF109DN132M8
7.2	4010	100.75	65000	2.0	JRTKA109DN132M8
7.9	3620	90.96	65000	2.2	JRTKAF109DN132M8
6.6	4370	143.47	65000	1.85	JRTK109DN132S6＊
7.7	3700	121.46	65000	2.2	JRTKF109DN132S6＊
8.4	3430	112.41	65000	2.3	JRTKA109DN132S6＊
9.3	3070	100.75	65000	2.6	JRTKAF109DN132S6＊
9.8	2940	143.47	65000	2.7	JRTK109DN100L4＊ JRTKF109DN100L4＊
12	2490	121.46	65000	3.2	JRTKA109DN100L4＊ JRTKAF109DN100L4＊
7.6	3780	123.93	40000	1.15	JRTK99DN132S6＊
8.9	3200	105.13	40000	1.35	JRTKF99DN132S6＊
9.7	2950	96.80	40000	1.45	JRTKA99DN132S6＊
11	2640	86.52	40000	1.65	JRTKAF99DN132S6＊
7.9	3600	176.05	40000	1.20	JRTK99DN100L4＊
9.1	3140	153.21	40000	1.35	JRTKF99DN100L4＊
10	2870	140.28	40000	1.50	JRTKA99DN100L4＊
11	2540	123.93	40000	1.70	JRTKAF99DN100L4＊
13	2150	105.13	40000	2.0	
14	1980	96.80	40000	2.2	JRTK99DN100L4＊
16	1770	86.52	40000	2.4	JRTKF99DN100L4＊
18	1590	77.89	40000	2.7	JRTKA99DN100L4＊
20	1440	70.54	40000	3.0	JRTKAF99DN100L4＊
22	1280	62.55	40000	3.4	
25	1160	56.55	40000	3.7	
9.5	3010	147.32	26900	0.90	JRTK89DN100L4＊
11	2600	126.91	27400	1.05	JRTKF89DN100L4＊
12	2370	115.82	27700	1.15	JRTKA89DN100L4＊
14	2100	102.71	28000	1.30	JRTKAF89DN100L4＊
16	1770	86.34	28300	1.55	JRTK89DN100L4＊
18	1620	79.34	28400	1.65	JRTKF89DN100L4＊
20	1440	70.46	28500	1.85	JRTKA89DN100L4＊ JRTKAF89DN100L4＊

输出转速 Output speed n_a [r/min]	输出扭矩 Output torque T_a [N·m]	传动比 Ratio i	出轴许用径向负载 Permitted overhung load F_{Ra} [N]	使用系数 Service factor f_B	型号 Model
3.0kW					
22	1290	63.00	28600	2.1	
25	1160	56.64	28700	2.3	JRTK89DN100L4 *
28	1010	49.16	28800	2.7	JRTKF89DN100L4 *
32	900	44.02	28800	2.9	JRTKA89DN100L4 *
38	745	36.52	28400	3.4	JRTKAF89DN100L4 *
16	1820	88.97	13100	0.85	
18	1600	78.07	15000	0.95	JRTK79DN100L4 *
19	1510	73.99	15600	1.00	JRTKF79DN100L4 *
22	1330	64.75	16800	1.15	JRTKA79DN100L4 *
24	1190	58.34	17500	1.30	JRTKAF79DN100L4 *
27	1050	51.18	18100	1.50	
31	920	45.16	18600	1.70	JRTK79DN100L4 *
35	820	40.04	18900	1.90	JRTKF79DN100L4 *
40	720	35.20	19200	2.2	JRTKA79DN100L4 *
45	630	30.89	19400	2.5	JRTKAF79DN100L4 *
32	910	44.32	9450	0.90	
36	785	38.39	10600	1.00	JRTK69DN100L4 *
39	730	35.62	11100	1.15	JRTKF69DN100L4 *
46	620	30.22	11800	1.35	JRTKA69DN100L4 *
51	560	27.28	12100	1.45	JRTKAF69DN100L4 *
58	490	24.00	12500	1.65	
62	465	22.66	12600	1.70	
73	395	19.30	12800	1.95	
80	360	17.54	13000	2.1	JRTK69DN100L4 *
92	310	15.19	13000	2.3	JRTKF69DN100L4 *
106	270	13.22	13000	2.5	JRTKA69DN100L4 *
112	255	12.48	13000	2.1	JRTKAF69DN100L4 *
132	220	10.63	13000	2.3	
145	198	9.66	13000	2.4	
46	620	30.28	7180	0.95	JRTK59DN100L4 *
51	560	27.34	7190	1.05	JRTKF59DN100L4 *
58	490	24.05	7180	1.20	JRTKA59DN100L4 *
					JRTKAF59DN100L4 *
62	465	22.71	7160	1.30	
72	395	19.34	7080	1.45	
80	360	17.57	7020	1.55	
92	310	15.22	6890	1.70	
106	270	13.25	6750	1.90	JRTK59DN100L4 *
117	245	11.92	6420	1.70	JRTKF59DN100L4 *
124	230	11.26	6370	1.80	JRTKA59DN100L4 *
146	196	9.59	6200	2.1	JRTKAF59DN100L4 *
161	178	8.71	6090	2.2	
186	154	7.55	5920	2.4	
213	134	6.57	5750	2.6	
298	96	4.69	5320	3.1	
72	400	19.58	4430	1.00	
83	345	16.86	4490	1.10	
88	325	15.86	4500	1.15	JRTK49DN100L4 *
103	280	13.65	4510	1.30	JRTKF49DN100L4 *
115	250	12.19	4490	1.40	JRTKA49DN100L4 *
119	240	11.77	4370	1.15	JRTKAF49DN100L4 *
133	215	10.56	4350	1.30	

输出转速 Output speed n_a [r/min]	输出扭矩 Output torque T_a [N·m]	传动比 Ratio i	出轴许用径向负载 Permitted overhung load F_{Ra} [N]	使用系数 Service factor f_B	型号 Model
3.0kW					
154	186	9.10	4290	1.50	
164	175	8.56	4270	1.55	JRTK49DN100L4 *
190	151	7.36	4190	1.65	JRTKF49DN100L4 *
213	135	6.58	4120	1.80	JRTKA49DN100L4 *
241	119	5.81	4030	1.95	JRTKAF49DN100L4 *
302	95	4.64	3860	2.2	
157	182	8.91	2000	0.90	
176	163	7.96	2040	0.95	JRTK39DN100L4 *
206	139	6.80	2080	1.10	JRTKF39DN100L4 *
220	130	6.37	2080	1.10	JRTKA39DN100L4 *
261	110	5.36	2090	1.30	JRTKAF39DN100L4 *
352	81	3.98	2050	1.55	
4.0kW					
1.7	20100	835	190000	2.5	JRTK189R109DN112M4 *
2.7	12600	520	190000	4.0	JRTKH189R109DN112M4*
0.56	62200	2519	168800	0.80	
0.63	55900	2268	180200	0.90	
0.69	50500	2054	189400	1.00	
0.78	44600	1821	190000	1.10	JRTK189R99DN112M4*
0.88	39400	1605	190000	1.25	JRTKH189R99DN112M4*
1.0	33900	1395	190000	1.5	
1.2	29300	1196	190000	1.70	
1.4	25600	1046	190000	1.95	
1.5	23100	945	190000	2.2	
1.0	34900	1408	150000	0.90	
1.1	32100	1296	150000	1.00	
1.3	26900	1101	150000	1.20	JRTK169R99DN112M4*
1.5	23200	944	150000	1.40	JRTKH169R99DN112M4*
1.7	20500	843	150000	1.55	
1.9	18500	757	150000	1.75	
2.2	15500	632	150000	2.1	
1.7	21000	854	110600	0.85	JRTK159R99DN112M4*
1.9	18300	756	112000	1.00	JRTKF159R99DN112M4*
2.5	13900	567	114000	1.30	JRTKA159R99DN112M4*
2.8	12300	504	114600	1.45	JRTKAF159R99DN112M4*
3.3	10500	434	115100	1.70	
2.7	13200	536	79100	1.00	
3.0	11600	473	79900	1.10	JRTK129R89DN112M4*
3.4	10400	418	80600	1.25	JRTKF129R89DN112M4*
3.9	9090	367	81100	1.45	JRTKA129R89DN112M4*
4.3	8160	330	81400	1.60	JRTKAF129R89DN112M4*
5.0	7020	287	81800	1.85	
5.6	6210	253	82000	2.1	
2.3	15200	610	75800	0.85	JRTK129R79DN112M4*
2.6	13700	549	78800	0.95	JRTKF129R79DN112M4*
3.0	11800	477	79800	1.10	JRTKA129R79DN112M4*
3.4	10400	418	80500	1.25	JRTKAF129R79DN112M4*
3.9	9050	364	65000	0.90	
4.5	7910	318	65000	1.00	
5.0	7120	286	65000	1.1	JRTK109R79DN112M4*
5.7	6240	251	65000	1.30	JRTKF109R79DN112M4*
6.4	5500	222	65000	1.45	JRTKA109R79DN112M4*
7.2	4870	196	65000	1.65	JRTKAF109R79DN112M4*
8.2	4360	174	65000	1.65	
9.2	3860	154	65000	1.85	
10	3500	140	65000	2.1	
7.1	5020	199	39900	0.85	JRTK99R59DN112M4 * JRTKF99R59DN112M4 * JRTKA99R59DN112M4 * JRTKAF99R59DN112M4 *

输出转速 Output speed n_a [r/min]	输出扭矩 Output torque T_a [N·m]	传动比 Ratio i	出轴许用径向负载 Permitted overhung load F_{Ra} [N]	使用系数 Service factor f_B	型号 Model
4.0kW					
5.3	7220	136.14	81700	1.80	JRTK129DN132ML8* JRTKF129DN132ML8*
5.9	6500	122.48	81900	2.0	JRTKA129DN132ML8*
6.5	5850	110.18	82100	2.2	JRTKAF129DN132ML8*
6.6	5810	146.07	82100	2.2	JRTK129DN132S6
7.1	5420	136.14	82200	2.4	JRTKF129DN132S6
7.8	4870	122.48	82300	2.7	JRTKA129DN132S6
8.7	4380	110.18	82400	3.0	JRTKAF129DN132S6
6.4	5960	112.41	65000	1.35	JRTK109DN132ML8
7.2	5340	100.75	65000	1.50	JRTKF109DN132ML8
7.9	4830	90.96	65000	1.65	JRTKA109DN132ML8
8.7	4380	82.61	65000	1.85	JRTKAF109DN132ML8
6.7	5710	143.47	65000	1.40	JRTK109DN132S6
7.9	4830	121.46	65000	1.65	JRTKF109DN132S6
8.5	4470	112.41	65000	1.80	JRTKA109DN132S6
9.5	4010	100.75	65000	2.0	JRTKAF109DN132S6
11	3620	90.96	65000	2.2	
9.9	3860	143.47	65000	2.1	
12	3270	121.46	65000	2.5	
13	3020	112.41	65000	2.7	JRTK109DN112M4*
14	2710	100.75	65000	3.0	JRTKF109DN112M4*
16	2450	90.96	65000	3.3	JRTKA109DN112M4*
17	2220	82.61	65000	3.6	JRTKAF109DN112M4*
19	1970	73.30	65000	4.1	
9.3	4120	153.21	40000	1.05	JRTK99DN112M4*
10	3770	140.28	40000	1.15	JRTKF99DN112M4*
11	3330	123.93	40000	1.30	JRTKA99DN112M4* JRTKAF99DN112M4*
14	2830	105.13	40000	1.50	
15	2600	96.80	40000	1.65	JRTK99DN112M4*
16	2330	86.52	40000	1.85	JRTKF99DN112M4*
18	2100	77.89	40000	2.1	JRTKA99DN112M4* JRTKAF99DN112M4*
20	1900	70.54	40000	2.3	
12	3120	115.82	26700	0.85	JRTK89DN112M4*
14	2760	102.71	27200	1.00	JRTKF89DN112M4*
16	2320	86.34	27700	1.15	JRTKA89DN112M4*
18	2130	79.34	27900	1.25	JRTKAF89DN112M4*
20	1900	70.46	28200	1.40	
23	1690	63.00	28300	1.60	JRTK89DN112M4*
25	1520	56.64	28500	1.75	JRTKF89DN112M4*
29	1320	49.16	28600	2.0	JRTKA89DN112M4*
32	1180	44.02	28300	2.2	JRTKAF89DN112M4*
39	980	36.52	27300	2.5	
22	1740	64.75	13900	0.90	
24	1570	58.34	15200	1.00	JRTK79DN112M4*
28	1380	51.18	16500	1.15	JRTKF79DN112M4*
31	1210	45.16	17400	1.30	JRTKA79DN112M4*
35	1080	40.04	18000	1.45	JRTKAF79DN112M4*
37	1030	38.39	18200	1.45	

输出转速 Output speed n_a [r/min]	输出扭矩 Output torque T_a [N·m]	传动比 Ratio i	出轴许用径向负载 Permitted overhung load F_{Ra} [N]	使用系数 Service factor f_B	型号 Model
4.0kW					
40	950	35.20	18500	1.65	
46	830	30.89	18900	1.85	JRTK79DN112M4*
49	785	29.27	19000	1.95	JRTKF79DN112M4*
55	690	25.62	19300	2.3	JRTKA79DN112M4*
62	620	23.08	19500	2.5	JRTKAF79DN112M4*
70	545	20.25	19600	2.8	
47	810	30.22	10400	1.00	JRTK69DN112M4*
52	735	27.28	11000	1.10	JRTKF69DN112M4*
59	645	24.00	11600	1.25	JRTKA69DN112M4*
63	610	22.66	11800	1.30	JRTKAF69DN112M4*
74	520	19.30	12300	1.45	
81	470	17.54	12500	1.55	
94	410	15.19	12800	1.70	JRTK69DN112M4*
107	355	13.22	13000	1.90	JRTKF69DN112M4*
114	335	12.48	13000	1.60	JRTKA69DN112M4*
134	285	10.63	13000	1.75	JRTKAF69DN112M4*
147	260	9.66	12900	1.85	
170	225	8.37	12500	1.95	
195	196	7.28	12100	2.1	
273	140	5.20	11200	2.5	
59	645	24.05	6120	0.95	
63	610	22.71	6160	1.00	
73	520	19.34	6220	1.10	
81	475	17.57	6230	1.15	
93	410	15.22	6210	1.30	
107	355	13.25	6510	1.45	JRTK59DN112M4*
119	320	11.92	5810	1.30	JRTKF59DN112M4*
126	305	11.26	5790	1.35	JRTKA59DN112M4*
148	260	9.59	5700	1.55	JRTKAF59DN112M4*
163	235	8.71	5640	1.65	
188	205	7.55	5530	1.80	
216	177	6.57	5400	1.95	
303	126	4.69	5070	2.4	
5.5kW					
0.79	61300	1821	190000	0.80	
0.89	54200	1605	190000	0.90	
1.0	46700	1395	190000	1.05	JRTK189R99DN132S4*
1.2	40300	1196	190000	1.25	JRTKH189R99DN132S4*
1.4	35200	1046	190000	1.4	
1.5	31700	945	190000	1.60	
1.9	24800	738	190000	2.0	
2.3	20800	621	190000	2.4	
1.3	37100	1101	150000	0.85	
1.5	31900	944	150000	1.00	
1.7	28200	843	150000	1.15	
1.9	25400	757	150000	1.25	JRTK169R99DN132S4*
2.3	21300	632	150000	1.50	JRTKH169R99DN132S4*
2.5	18700	561	150000	1.70	
3.0	16200	481	150000	2.0	
3.4	14100	423	150000	2.3	

输出转速 Output speed n_a [r/min]	输出扭矩 Output torque T_a [N·m]	传动比 Ratio i	出轴许用径向负载 Permitted overhung load F_{Ra} [N]	使用系数 Service factor f_B	型号 Model
5.5kW					
2.2	22000	661	109900	0.80	
2.5	19100	567	111700	0.95	JRTK159R99DN132S4*
2.8	17000	504	112700	1.05	JRTKF159R99DN132S4*
3.3	14500	434	113800	1.25	JRTKA159R99DN132S4*
3.8	12600	379	114500	1.45	JRTKAF159R99DN132S4*
4.3	11100	333	115000	1.60	
3.4	14300	418	77400	0.90	
3.9	12500	367	79500	1.05	
4.3	11200	330	80100	1.15	
5.0	9650	287	80800	1.35	JRTK129R89DN132S4*
5.6	8540	253	81300	1.5	JRTKF129R89DN132S4*
6.7	7170	213	81700	1.8	JRTKA129R89DN132S4*
7.1	6830	200	81800	1.75	JRTKAF129R89DN132S4*
8.6	5660	166	82100	2.1	
9.8	4990	147	82300	2.4	
6.4	7540	222	65000	1.05	
7.3	6680	196	65000	1.20	JRTK109R79DN132S4*
8.2	5970	174	65000	1.3	JRTKF109R79DN132S4*
9.3	5280	154	65000	1.35	JRTKA109R79DN132S4*
10	4800	140	65000	1.5	JRTKAF109R79DN132S4*
4.7	11100	150.41	115000	1.60	JRTK159DN160M8
5.8	9050	122.39	115500	2.0	JRTKF159DN160M8
7.1	7410	100.22	115900	2.4	JRTKA159DN160M8
7.8	6780	91.65	116000	2.7	JRTKAF159DN160M8
5.2	10100	136.14	80700	1.30	JRTK129DN160M8
5.8	9060	122.48	81100	1.45	JRTKF129DN160M8
6.4	8150	110.18	81400	1.60	JRTKA129DN160M8
7.9	6650	89.89	81900	1.95	JRTKAF129DN160M8
7.1	7450	136.14	81600	1.75	JRTK129DN132L6
7.8	6700	122.48	81900	1.95	JRTKF129DN132L6
8.7	6030	110.18	82100	2.2	JRTKA129DN132L6
11	4920	89.89	82300	2.6	JRTKAF129DN132L6
8.5	6150	112.41	65000	1.30	JRTK109DN132L6
9.5	5510	100.75	65000	1.45	JRTKF109DN132L6
11	4980	90.96	65000	1.60	JRTKA109DN132L6
12	4520	82.61	65000	1.75	JRTKAF109DN132L6
10	5270	143.47	65000	1.50	
12	4460	121.46	65000	1.80	JRTK109DN132S4*
13	4130	112.41	65000	1.95	JRTKF109DN132S4*
14	3700	100.75	65000	2.2	JRTKA109DN132S4*
16	3340	90.96	65000	2.4	JRTKAF109DN132S4*
17	3030	82.61	65000	2.6	
12	4550	123.93	40000	0.95	JRTK99DN132S4*
14	3860	105.13	40000	1.10	JRTKF99DN132S4*
15	3560	96.80	40000	1.20	JRTKA99DN132S4*
17	3180	86.52	40000	1.35	JRTKAF99DN132S4*

输出转速 Output speed n_a [r/min]	输出扭矩 Output torque T_a [N·m]	传动比 Ratio i	出轴许用径向负载 Permitted overhung load F_{Ra} [N]	使用系数 Service factor f_B	型号 Model
5.5kW					
18	2860	77.89	40000	1.50	JRTK99DN132S4*
20	2590	70.54	40000	1.65	JRTKF99DN132S4*
23	2300	62.55	40000	1.85	JRTKA99DN132S4*
25	2080	56.55	39700	2.1	JRTKAF99DN132S4*
30	1760	47.93	38600	2.4	
17	3170	86.34	26600	0.85	JRTK89DN132S4*
18	2910	79.34	27000	0.95	JRTKF89DN132S4*
20	2590	70.46	27400	1.05	JRTKA89DN132S4*
23	2310	63.00	27500	1.15	JRTKAF89DN132S4*
25	2080	56.64	27300	1.30	
29	1810	49.16	26900	1.50	JRTK89DN132S4*
32	1620	44.02	26500	1.60	JRTKF89DN132S4*
39	1340	36.52	25800	1.85	JRTKA89DN132S4*
46	1150	31.39	25200	2.3	JRTKAF89DN132S4*
51	1020	27.88	24700	2.5	
32	1660	45.16	14600	0.95	JRTK79DN132S4*
36	1470	40.04	15900	1.05	JRTKF79DN132S4*
46	1130	30.89	17800	1.35	JRTKA79DN132S4*
49	1070	29.27	18000	1.45	JRTKAF79DN132S4*
56	940	25.62	18500	1.65	
62	850	23.08	18800	1.85	
71	745	20.25	19100	2.0	JRTK79DN132S4*
80	655	17.87	19400	2.2	JRTKF79DN132S4*
90	580	15.84	19200	2.4	JRTKA79DN132S4*
106	495	13.52	18600	2.7	JRTKAF79DN132S4*
116	455	12.36	17900	2.2	
132	400	10.84	17400	2.5	
60	880	24.00	9720	0.90	
63	830	22.66	10200	0.95	JRTK69DN132S4*
74	710	19.30	11200	1.05	JRTKF69DN132S4*
82	645	17.54	11600	1.15	JRTKA69DN132S4*
94	560	15.19	12100	1.25	JRTKAF69DN132S4*
108	485	13.22	12500	1.40	
115	460	12.48	12600	1.15	
135	390	10.63	12400	1.30	JRTK69DN132S4*
148	355	9.66	12200	1.35	JRTKF69DN132S4*
171	305	8.37	11900	1.45	JRTKA69DN132S4*
196	265	7.28	11600	1.55	JRTKAF69DN132S4*
275	191	5.20	10800	1.85	
7.5kW					
1.7	38200	835	190000	1.30	JRTK189R109DN132M4*
2.0	33200	729	190000	1.50	JRTKH189R109DN132M4*
2.3	28300	622	190000	1.75	
1.2	55200	1196	190000	0.90	
1.4	48200	1046	190000	1.05	
1.5	43500	945	190000	1.15	JRTK189R99DN132M4*
1.9	34000	738	190000	1.45	JRTKH189R99DN132M4*
2.3	28600	621	190000	1.75	
2.7	24200	527	190000	2.1	

输出转速 Output speed n_a [r/min]	输出扭矩 Output torque T_a [N·m]	传动比 Ratio i	出轴许用径向负载 Permitted overhung load F_{Ra} [N]	使用系数 Service factor f_B	型号 Model
7.5kW					
1.7	38700	843	150000	0.85	JRTK169R99DN132M4* JRTKH169R99DN132M4*
1.9	34900	757	150000	0.90	
2.3	29200	632	150000	1.10	
2.5	25600	561	150000	1.25	
3.0	22200	481	150000	1.45	
3.4	19400	423	150000	1.65	
3.9	16900	369	150000	1.90	
3.3	19900	434	111200	0.90	JRTK159R99DN132M4*
3.8	17400	379	112500	1.05	JRTKF159R99DN132M4*
4.3	15300	333	113500	1.20	JRTKA159R99DN132M4*
4.9	13300	291	114200	1.35	JRTKAF159R99DN132M4*
4.3	15300	330	75300	0.85	JRTK129R89DN132M4* JRTKF129R89DN132M4* JRTKA129R89DN132M4* JRTKAF129R89DN132M4*
5.0	13200	287	79100	1.00	
5.6	11700	253	79900	1.10	
6.7	9830	213	80800	1.3	
7.1	9360	200	80900	1.30	
8.6	7750	166	81500	1.55	
9.8	6840	147	81800	1.80	
4.4	16400	164.50	150000	1.95	JRTK169DN160L8
5.3	13400	134.99	150000	2.4	JRTKH169DN160L8
5.8	12300	164.50	150000	2.6	JRTK169DN160M6
7.1	10100	134.99	150000	3.2	JRTKH169DN160M6
6.4	11200	150.41	114900	1.60	JRTK159DN160M6* JRTKF159DN160M6* JRTKA159DN160M6* JRTKAF159DN160M6*
7.8	9130	122.39	115500	1.95	
9.6	7480	100.22	115900	2.4	
10	6840	91.65	116000	2.6	
12	5950	79.75	116200	3.0	
7.1	10200	136.14	80600	1.30	JRTK129DN160M6*
7.8	9140	122.48	81000	1.40	JRTKF129DN160M6*
8.7	8220	110.18	81400	1.60	JRTKA129DN160M6*
11	6710	89.89	81900	1.95	JRTKAF129DN160M6*
9.8	7320	146.07	81700	1.80	JRTK129DN132M4* JRTKF129DN132M4* JRTKA129DN132M4* JRTKAF129DN132M4*
11	6820	136.14	81800	1.90	
12	6130	122.48	82000	2.1	
13	5520	110.18	82200	2.4	
16	4500	89.89	82400	2.9	
17	4110	81.98	82500	3.2	
20	3550	70.95	82600	3.7	
10	7190	143.47	65000	1.10	JRTK109DN132M4* JRTKF109DN132M4* JRTKA109DN132M4* JRTKAF109DN132M4*
12	6080	121.46	65000	1.30	
13	5630	112.41	65000	1.40	
14	5050	100.75	65000	1.60	JRTK109DN132M4* JRTKF109DN132M4* JRTKA109DN132M4* JRTKAF109DN132M4*
16	4560	90.96	64200	1.75	
17	4140	82.61	63200	1.95	
20	3670	73.30	61900	2.2	
22	3330	66.52	60900	2.4	
25	2860	57.17	59100	2.8	
29	2500	49.90	57500	3.1	
34	2120	42.33	55500	3.5	
39	1850	37.00	53800	3.9	

输出转速 Output speed n_a [r/min]	输出扭矩 Output torque T_a [N·m]	传动比 Ratio i	出轴许用径向负载 Permitted overhung load F_{Ra} [N]	使用系数 Service factor f_B	型号 Model
7.5kW					
15	4850	96.80	38300	0.90	JRTK99DN132M4* JRTKF99DN132M4* JRTKA99DN132M4* JRTKAF99DN132M4*
17	4330	86.52	38300	1.00	
18	3900	77.89	38100	1.10	
20	3530	70.54	37900	1.20	
23	3130	62.55	37500	1.35	
25	2830	56.55	37100	1.50	JRTK99DN132M4* JRTKF99DN132M4* JRTKA99DN132M4* JRTKAF99DN132M4*
30	2400	47.93	36400	1.80	
34	2100	41.87	35600	2.1	
37	1920	38.30	35100	2.2	
42	1710	34.23	34400	2.5	
23	3160	63.00	24100	0.85	JRTK89DN132M4* JRTKF89DN132M4* JRTKA89DN132M4* JRTKAF89DN132M4*
25	2840	56.64	24200	0.95	
29	2460	49.16	24200	1.10	
32	2200	44.02	24200	1.20	
39	1830	36.52	23900	1.35	
46	1570	31.39	23500	1.70	JRTK89DN132M4* JRTKF89DN132M4* JRTKA89DN132M4* JRTKAF89DN132M4*
51	1400	27.88	23200	1.85	
57	1250	24.92	22800	2.0	
64	1120	22.41	22500	2.1	
74	970	19.45	21900	2.4	
82	870	17.42	21500	2.5	
89	800	16.00	20600	2.3	
99	725	14.45	20700	2.9	
46	1550	30.89	15400	1.00	JRTK79DN132M4* JRTKF79DN132M4* JRTKA79DN132M4* JRTKAF79DN132M4*
49	1470	29.27	16000	1.05	
56	1280	25.62	17000	1.20	
62	1160	23.08	17700	1.35	
71	1010	20.25	18300	1.50	
80	890	17.87	18600	1.60	JRTK79DN132M4* JRTKF79DN132M4* JRTKA79DN132M4* JRTKAF79DN132M4*
90	795	15.84	18200	1.75	
106	675	13.52	17800	2.0	
116	620	12.36	17000	1.60	
132	545	10.84	16700	1.80	
150	480	9.56	16300	1.95	
169	425	8.48	15900	2.1	
198	365	7.24	15400	2.3	
9.2kW					
1.7	46700	835	190000	1.05	JRTK189R109DN132L4* JRTKH189R109DN132L4*
2.0	40600	729	190000	1.25	
2.3	34600	622	190000	1.45	
2.8	29400	520	190000	1.70	
3.2	25600	454	190000	1.95	
1.4	58900	1046	190000	0.85	JRTK189R99DN132L4* JRTKH189R99DN132L4*
1.5	53200	945	190000	0.95	
2.0	41600	738	190000	1.20	
2.3	34900	621	190000	1.45	
2.7	29500	527	190000	1.70	
4.5	18000	318	150000	1.80	JRTK169R109DN132L4* JRTKH169R109DN132L4*
5.2	15600	278	150000	2.1	
5.9	13500	244	150000	2.4	

输出转速 Output speed n_a [r/min]	输出扭矩 Output torque T_a [N·m]	传动比 Ratio i	出轴许用径向负载 Permitted overhung load F_{Ra} [N]	使用系数 Service factor f_B	型号 Model
9.2kW					
6.8	11800	213	150000	2.7	JRTK169R109DN132L4*
7.0	11500	206	150000	2.8	JRTKH169R109DN132L4*
2.3	35600	632	150000	0.90	
2.6	31400	561	150000	1.00	JRTK169R99DN132L4*
3.0	27100	481	150000	1.20	JRTKH169R99DN132L4*
3.4	23700	423	150000	1.35	
3.9	20700	369	150000	1.55	
3.7	21300	385	110400	0.85	JRTK159R109DN132L4*
4.4	17900	325	112300	1.00	JRTKF159R109DN132L4*
4.8	16600	299	112800	1.10	JRTKA159R109DN132L4*
5.7	14100	253	114000	1.3	JRTKAF159R109DN132L4*
6.2	12600	230	114500	1.40	
3.8	21200	379	110400	0.85	JRTK159R99DN132L4*
4.3	18700	333	111800	0.95	JRTKF159R99DN132L4*
4.9	16300	291	11300	1.10	JRTKA159R99DN132L4*
					JRTKAF159R99DN132L4*
5.7	14300	253	77400	0.90	JRTK129R89DN132L4*
6.8	12000	213	79700	1.10	JRTKF129R89DN132L4*
7.2	11400	200	80000	1.05	JRTKA129R89DN132L4*
8.7	9460	166	80900	1.25	JRTKAF129R89DN132L4*
9.8	8350	147	81300	1.45	
11	8310	136.14	81300	1.55	JRTK129DN132L4*
12	7470	122.48	81600	1.75	JRTKF129DN132L4*
13	6720	110.18	81900	1.95	JRTKA129DN132L4*
16	5480	89.89	82200	2.4	JRTKAF129DN132L4*
18	5000	81.98	82300	2.6	
13	6860	112.41	62400	1.15	JRTK109DN132L4*
14	6150	100.75	61800	1.30	JRTKF109DN132L4*
16	5550	90.96	61100	1.45	JRTKA109DN132L4*
					JRTKAF109DN132L4*
17	5040	82.61	60400	1.60	
20	4470	73.30	59400	1.80	JRTK109DN132L4*
22	4060	66.52	58600	1.95	JRTKF109DN132L4*
25	3490	57.17	57100	2.3	JRTKA109DN132L4*
29	3040	49.90	55700	2.6	JRTKAF109DN132L4*
34	2580	42.33	54000	2.8	
18	4750	77.89	35100	0.90	JRTK99DN132L4*
20	4300	70.54	35100	1.00	JRTKF99DN132L4*
23	3820	62.55	35100	1.15	JRTKA99DN132L4*
25	3450	56.55	34900	1.25	JRTKAF99DN132L4*
30	2920	47.93	34400	1.45	
34	2550	41.87	34000	1.70	JRTK99DN132L4*
38	2340	38.30	33600	1.85	JRTKF99DN132L4*
42	2090	34.23	33100	2.1	JRTKA99DN132L4*
47	1880	30.82	32500	2.3	JRTKAF99DN132L4*
52	1700	27.91	32000	2.5	
58	1510	24.75	31300	2.9	
29	3000	49.16	22000	0.90	JRTK89DN132L4*
33	2690	44.02	22200	0.95	JRTKF89DN132L4*
39	2230	36.52	22200	1.10	JRTKA89DN132L4*
46	1910	31.39	22100	1.40	JRTKAF89DN132L4*

输出转速 Output speed n_a [r/min]	输出扭矩 Output torque T_a [N·m]	传动比 Ratio i	出轴许用径向负载 Permitted overhung load F_{Ra} [N]	使用系数 Service factor f_B	型号 Model
9.2kW					
52	1700	27.88	21900	1.55	
58	1520	24.92	21700	1.65	
64	1370	22.41	21400	1.70	
74	1190	19.45	21000	1.95	JRTK89DN132L4*
83	1060	17.42	20700	2.1	JRTKF89DN132L4*
90	980	16.00	19700	1.85	JRTKA89DN132L4*
100	880	14.45	20000	2.4	JRTKAF89DN132L4*
115	765	12.56	19500	2.6	
129	680	11.17	18600	2.2	
144	610	10.00	18200	2.5	
62	1410	23.08	16300	1.10	JRTK79DN132L4*
71	1240	20.25	17300	1.20	JRTKF79DN132L4*
81	1090	17.87	17600	1.35	JRTKA79DN132L4*
91	970	15.84	17400	1.45	JRTKAF79DN132L4*
107	820	13.52	17000	1.60	
117	755	12.36	16300	1.35	JRTK79DN132L4*
133	660	10.84	16000	1.50	JRTKF79DN132L4*
151	585	9.56	15700	1.60	JRTKA79DN132L4*
170	515	8.48	15400	1.70	JRTKAF79DN132L4*
199	440	7.24	14900	1.85	
11.0kW					
1.7	56000	835	190000	0.90	
2.0	48700	729	190000	1.05	JRTK189R109DN160M4*
2.3	41600	622	190000	1.20	JRTKH189R109DN160M4*
2.8	35200	520	190000	1.4	
3.2	30700	454	190000	1.65	
4.1	23700	355	190000	2.1	
2.0	49800	738	190000	1.00	JRTK189R99DN160M4*
2.3	41800	621	190000	1.20	JRTKH189R99DN160M4*
2.7	35400	527	190000	1.40	
4.5	21500	318	150000	1.50	
5.2	18800	278	150000	1.70	JRTK169R109DN160M4*
5.9	16200	244	150000	1.95	JRTKH169R109DN160M4*
6.8	14200	213	150000	2.3	
7.0	13800	206	150000	2.3	
2.6	37600	561	150000	0.85	
3.0	32400	481	150000	1.00	JRTK169R99DN160M4*
3.4	28400	423	150000	1.15	JRTKH169R99DN160M4*
3.9	24800	369	150000	1.30	
					JRTK159R99DN160M4*
4.3	22400	333	109700	0.80	JRTKF159R99DN160M4*
4.9	19500	291	114000	0.90	JRTKA159R99DN160M4*
					JRTKAF159R99DN160M4*
6.8	14400	231	77200	0.90	JRTK129R89DN160M4*
7.2	13700	200	78600	0.90	JRTKF129R89DN160M4*
8.7	11300	166	80100	1.05	JRTKA129R89DN160M4*
9.8	10000	147	80700	1.20	JRTKAF129R89DN160M4*

输出转速 Output speed n_a [r/min]	输出扭矩 Output torque T_a [N·m]	传动比 Ratio i	出轴许用径向负载 Permitted overhung load F_{Ra} [N]	使用系数 Service factor f_B	型号 Model
11.0kW					
5.3	19700	134.99	150000	1.60	JRTK169DN180L8
6.6	16000	109.83	150000	2.0	JRTKH169DN180L8
5.8	18000	164.50	150000	1.80	JRTK169DN160L6
7.1	14800	134.99	150000	2.2	JRTKH169DN160L6
8.8	12000	164.50	150000	2.7	JRTK169DN160M4*
11	9850	134.99	150000	3.3	JRTKH169DN160M4*
5.9	17900	122.39	112300	1.00	JRTK159DN180L8
7.2	14600	100.22	113700	1.25	JRTKF159DN180L8
7.9	13400	91.65	114200	1.35	JRTKA159DN180L8
9.0	11600	79.75	114800	1.55	JRTKAF159DN180L8
6.4	16500	150.41	112900	1.10	JRTK159DN160L6
7.8	13400	122.39	114200	1.35	JRTKF159DN160L6
9.6	11000	100.22	115000	1.65	JRTKA159DN160L6
10	10000	91.65	115300	1.80	JRTKAF159DN160L6
12	8730	79.75	115600	2.1	
9.6	11000	150.41	115000	1.65	JRTK159DN160M4*
12	8930	122.39	115600	2.0	JRTKF159DN160M4*
14	7310	100.22	115900	2.5	JRTKA159DN160M4*
16	6690	91.65	116000	2.7	JRTKAF159DN160M4*
11	9930	136.14	80700	1.30	
12	8930	122.48	81100	1.45	JRTK129DN160M4*
13	8040	110.18	81400	1.60	JRTKF129DN160M4*
16	6560	89.89	81900	2.0	JRTKA129DN160M4*
18	5980	81.98	82100	2.2	JRTKAF129DN160M4*
20	5180	70.95	82300	2.5	
13	8200	112.41	58400	1.00	JRTK109DN160M4*
14	7350	100.75	58300	1.10	JRTKF109DN160M4*
16	6630	90.96	58000	1.20	JRTKA109DN160M4*
17	6030	82.61	57500	1.35	JRTKAF109DN160M4*
20	5350	73.30	56900	1.50	
22	4850	66.52	56200	1.65	JRTK109DN160M4*
25	4170	57.17	55100	1.90	JRTKF109DN160M4*
29	3640	49.90	54000	2.2	JRTKA109DN160M4*
34	3090	42.33	52500	2.4	JRTKAF109DN160M4*
39	2700	37.00	51200	2.7	
20	5150	70.54	32200	0.85	JRTK99DN160M4*
23	4560	62.55	32500	0.95	JRTKF99DN160M4*
25	4130	56.55	32500	1.05	JRTKA99DN160M4*
30	3500	47.93	32500	1.25	JRTKAF99DN160M4*
34	3050	41.87	32200	1.40	
38	2790	38.30	32000	1.55	JRTK99DN160M4*
42	2500	34.23	31600	1.70	JRTKF99DN160M4*
47	2250	30.82	31300	1.90	JRTKA99DN160M4*
52	2040	27.91	30800	2.1	JRTKAF99DN160M4*
58	1800	24.75	30300	2.4	
64	1630	22.37	29800	2.6	
33	3210	44.02	20000	0.80	JRTK89DN160M4*
39	2660	36.52	20400	0.95	JRTKF89DN160M4* JRTKA89DN160M4*
46	2290	31.39	20600	1.20	JRTKAF89DN160M4*

输出转速 Output speed n_a [r/min]	输出扭矩 Output torque T_a [N·m]	传动比 Ratio i	出轴许用径向负载 Permitted overhung load F_{Ra} [N]	使用系数 Service factor f_B	型号 Model
11.0kW					
52	2030	27.88	20600	1.30	JRTK89DN160M4* JRTKF89DN160M4* JRTKA89DN160M4*
58	1820	24.92	20500	1.40	JRTKAF89DN160M4*
64	1630	22.41	20300	1.40	
74	1420	19.45	20100	1.60	
83	1270	17.42	19800	1.75	
90	1170	16.00	18800	1.55	JRTK89DN160M4*
100	1050	14.45	19400	2.0	JRTKF89DN160M4*
115	920	12.56	18900	2.2	JRTKA89DN160M4*
129	810	11.17	18000	1.85	JRTKAF89DN160M4*
144	730	10.00	17700	2.1	
174	605	8.29	17100	2.3	
200	525	7.21	16700	2.5	
62	1680	23.08	14400	0.90	
71	1480	20.25	15900	1.00	
81	1300	17.87	16600	1.10	
97	1160	15.84	16500	1.20	JRTK79DN160M4*
107	990	13.52	16300	1.35	JRTKF79DN160M4*
117	900	12.36	15500	1.10	JRTKA79DN160M4*
133	790	10.84	15300	1.25	JRTKAF79DN160M4*
151	700	9.56	15100	1.35	
170	620	8.48	14800	1.45	
199	530	7.24	14500	1.55	
15.0kW					
2.3	56200	622	190000	0.90	
2.8	47600	520	190000	1.05	JRTK189R109DN160L4*
3.2	41400	454	190000	1.20	JRTKH189R109DN160L4*
4.1	32000	355	190000	1.55	
5.6	23800	261	190000	2.1	
4.6	29100	318	150000	1.10	
5.3	25300	278	150000	1.25	
6.0	22000	244	150000	1.45	JRTK169R109DN160L4*
6.8	19200	213	150000	1.65	JRTKH169R109DN160L4*
7.1	18700	206	150000	1.7	
8.1	16100	180	150000	2	
9.1	14600	160	150000	2.2	
6.3	20600	230	110800	0.85	
6.9	19400	213	111500	0.95	JRTK159R109DN160L4*
7.8	16700	187	112800	1.05	JRTKF159R109DN160L4*
9.3	14200	157	113900	1.25	JRTKA159R109DN160L4*
12	11100	122	115000	1.65	JRTKAF159R109DN160L4*
14	9710	107	115400	1.85	
5.4	26600	179.86	190000	1.90	JRTK189DN180L6
5.9	24400	165.21	190000	2.1	JRTKH189DN180L6
7.2	19900	134.99	150000	1.60	JRTK169DN180L6
8.8	16200	109.83	150000	1.95	JRTKH169DN180L6
8.9	16100	164.50	150000	2.0	JRTK169DN160L4 *
11	13200	134.99	150000	2.4	JRTKH169DN160L4 *
7.9	18100	122.39	112200	1.00	JRTK159DN180L6
9.7	14800	100.22	113700	1.20	JRTKF159DN180L6 JRTKA159DN180L6
11	13500	91.65	114100	1.35	JRTKAF159DN180L6

输出转速 Output speed n_a [r/min]	输出扭矩 Output torque T_a [N·m]	传动比 Ratio i	出轴许用径向负载 Permitted overhung load F_{Ra} [1] [N]	使用系数 Service factor f_B	型号 Model
15.0kW					
12	11800	79.75	114800	1.55	JRTK159DN180L6*
14	10400	70.38	115200	1.75	JRTKF159DN180L6* JRTKA159DN180L6* JRTKAF159DN180L6*
9.7	14800	150.41	113700	1.20	
12	12000	122.39	114700	1.50	JRTK159DN160L4*
15	9830	100.22	114200	1.85	JRTKF159DN160L4*
16	8990	91.65	112500	2.0	JRTKA159DN160L4*
18	7820	79.75	109600	2.3	JRTKAF159DN160L4*
11	13400	136.14	79000	0.95	JRTK129DN160L4*
12	12000	122.48	79700	1.10	JRTKF129DN160L4*
13	10800	110.18	80300	1.20	JRTKA129DN160L4* JRTKAF129DN160L4*
16	8820	89.89	81200	1.45	
18	8040	81.98	81400	1.60	JRTK129DN160L4*
21	6960	70.95	81600	1.85	JRTKF129DN160L4*
23	6140	62.60	80000	2.1	JRTKA129DN160L4*
27	5300	54.07	78000	2.5	JRTKAF129DN160L4*
31	4690	47.82	76200	2.8	
16	8920	90.96	50900	0.90	JRTK109DN160L4*
18	8110	82.61	51100	1.00	JRTKF109DN160L4*
20	7190	73.30	51200	1.10	JRTKA109DN160L4*
22	6530	66.52	51000	1.25	JRTKAF109DN160L4*
26	5610	57.17	50600	1.45	
29	4900	49.90	50000	1.60	
34	4150	42.33	49100	1.75	JRTK109DN160L4*
39	3630	37.00	48200	2.0	JRTKF109DN160L4*
45	3210	32.69	47300	2.3	JRTKA109DN160L4*
47	3070	31.28	47000	2.2	JRTKAF109DN160L4*
50	2840	29.00	46400	2.5	
30	4700	47.93	28100	0.90	
35	4110	41.87	28400	1.05	JRTK99DN160L4*
38	3760	38.30	28500	1.15	JRTKF99DN160L4*
43	3360	34.23	28500	1.30	JRTKA99DN160L4*
47	3020	30.82	28400	1.40	JRTKAF99DN160L4*
52	2740	27.91	28300	1.55	
59	2430	24.75	28000	1.75	JRTK99DN160L4*
65	2190	22.37	27700	1.95	JRTKF99DN160L4*
77	1860	18.96	27200	2.3	JRTKA99DN160L4*
88	1620	16.56	26600	2.7	JRTKAF99DN160L4*
47	3080	31.39	17300	0.90	
52	2730	27.88	17600	0.95	JRTK89DN160L4*
59	2440	24.92	17800	1.00	JRTKF89DN160L4*
65	2200	22.41	18000	1.05	JRTKA89DN160L4*
75	1910	19.45	18000	1.20	JRTKAF89DN160L4*
84	1710	17.42	18000	1.3	
91	1570	16.00	16800	1.15	JRTK89DN160L4*
101	1420	14.45	17800	1.50	JRTKF89DN160L4*
116	1230	12.56	17600	1.60	JRTKA89DN160L4* JRTKAF89DN160L4*

输出转速 Output speed n_a [r/min]	输出扭矩 Output torque T_a [N·m]	传动比 Ratio i	出轴许用径向负载 Permitted overhung load F_{Ra} [1] [N]	使用系数 Service factor f_B	型号 Model
15.0kW					
131	1100	11.17	16600	1.35	JRTK89DN160L4*
146	980	10.00	16400	1.55	JRTKF89DN160L4*
176	810	8.29	16000	1.70	JRTKA89DN160L4*
202	705	7.21	15700	1.85	JRTKAF89DN160L4*
18.5kW					
2.8	58600	520	190000	0.85	
3.2	51100	454	190000	1.00	JRTK189R109DN180M4*
4.1	39500	355	190000	1.25	JRTKH189R109DN180M4*
5.6	29400	261	190000	1.70	
6.6	24800	221	190000	2.0	
4.6	35800	318	150000	0.90	
5.3	31200	278	150000	1	
6.0	27100	244	150000	1.20	
6.9	23600	213	150000	1.35	JRTK169R109DN180M4*
7.1	23000	206	150000	1.40	JRTKH169R109DN180M4*
8.1	19900	180	150000	1.60	
9.2	18000	160	150000	1.80	
11	15200	135	150000	2.1	
12	13200	118	150000	2.4	
7.8	20700	187	110700	0.85	JRTK159R109DN180M4
9.3	17500	157	112400	1.05	JRTKF159R109DN180M4
12	13700	122	113900	1.35	JRTKA159R109DN180M4
14	12000	107	112000	1.50	JRTKAF159R109DN180M4
5.4	32800	179.86	190000	1.55	
5.9	30100	165.21	190000	1.65	JRTK189DN200L6
6.7	26300	144.59	190000	1.90	JRTKH189DN200L6
7.5	23600	129.69	190000	2.1	
8.1	21700	179.86	190000	2.3	
8.9	19900	165.21	190000	2.5	JRTK189DN180M4*
10	17400	144.59	190000	2.9	JRTKH189DN180M4*
11	15600	129.69	190000	3.2	
11	16300	134.99	150000	1.95	JRTK169DN180M4*
13	13200	109.83	150000	2.4	JRTKH169DN180M4*
17	10600	87.86	150000	3.0	
9.7	18300	100.22	112100	1.00	JRTK159DN200L6
11	16700	91.65	112800	1.10	JRTKF159DN200L6
12	14500	79.75	111500	1.25	JRTKA159DN200L6
14	12800	70.38	109900	1.40	JRTKAF159DN200L6
12	14800	122.39	111600	1.20	
15	12100	100.22	109100	1.50	
16	11100	91.65	107800	1.65	JRTK159DN180M4*
18	9620	79.75	105600	1.85	JRTKF159DN180M4*
21	8490	70.38	103400	2.1	JRTKA159DN180M4*
24	7360	61.02	100700	2.5	JRTKAF159DN180M4*
27	6550	54.29	98500	2.8	
31	5640	46.79	95500	3.2	
39	4580	38.02	91300	3.9	
13	13300	110.18	79000	1.00	JRTK129DN180M4*
16	10800	89.89	79000	1.20	JRTKF129DN180M4*
18	9890	81.98	78500	1.30	JRTKA129DN180M4*
					JRTKAF129DN180M4*



输出转速 Output speed n_a [r/min]	输出扭矩 Output torque T_a [N·m]	传动比 Ratio i	出轴许用径向负载 Permitted overhung load F_{Ra} [N]	使用系数 Service factor f_B	型号 Model
18.5kW					
21	8560	70.95	77500	1.50	
23	7550	62.60	76400	1.70	
27	6520	54.07	74800	2.0	JRTK129DN180M4*
31	5770	47.82	73400	2.2	JRTKF129DN180M4*
36	4850	40.19	71300	2.7	JRTKA129DN180M4*
40	4370	36.25	69900	3.0	JRTKAF129DN180M4*
47	3780	31.37	68000	3.4	
53	3340	27.68	66200	3.9	
20	8840	73.30	46300	0.90	JRTK109DN180M4*
22	8020	66.52	46600	1.00	JRTKF109DN180M4*
26	6890	57.17	46800	1.15	JRTKA109DN180M4*
29	6020	49.90	46700	1.30	JRTKAF109DN180M4*
35	5100	42.33	46300	1.45	
40	4460	37.00	45700	1.60	
45	3940	32.69	45100	1.85	JRTK109DN180M4*
47	3770	31.28	44900	1.80	JRTKF109DN180M4*
51	3500	29.00	44400	2.1	JRTKA109DN180M4*
56	3170	26.32	43800	2.3	JRTKAF109DN180M4*
65	2730	22.62	42700	2.6	
74	2380	19.74	41700	3.0	
88	2020	16.75	40400	3.5	
35	5050	41.87	25100	0.85	JRTK99DN180M4*
48	3720	30.82	26000	1.15	JRTKF99DN180M4*
53	3360	27.91	26000	1.30	JRTKA99DN180M4*
59	2980	24.75	26000	1.45	JRTKAF99DN180M4*
65	2700	22.37	25900	1.60	JRTK99DN180M4*
77	2290	18.96	25700	1.90	JRTKF99DN180M4*
88	2000	16.56	25300	2.2	JRTKA99DN180M4*
106	1670	13.85	24800	2.6	JRTKAF99DN180M4*
122	1450	11.99	24300	2.7	
59	3000	24.92	15600	0.85	
65	2700	22.41	15900	0.85	
75	2340	19.45	16200	1.00	
84	2100	17.42	16400	1.05	JRTK89DN180M4*
101	1740	14.45	16500	1.20	JRTKF89DN180M4*
117	1510	12.56	16400	1.30	JRTKA89DN180M4*
131	1350	11.17	15400	1.10	JRTKAF89DN180M4*
147	1210	10.00	15300	1.25	
177	1000	8.29	15100	1.40	
203	870	7.21	14900	1.50	
22kW					
3.2	60800	454	190000	0.8	
4.1	47100	355	190000	1.05	
5.6	35000	261	190000	1.45	JRTK189R109DN180L4*
6.6	29600	221	190000	1.70	JRTKH189R109DN180L4*
7.6	25800	193	190000	1.95	
8.9	21800	163	190000	2.3	

输出转速 Output speed n_a [r/min]	输出扭矩 Output torque T_a [N·m]	传动比 Ratio i	出轴许用径向负载 Permitted overhung load F_{Ra} [N]	使用系数 Service factor f_B	型号 Model
22kW					
5.3	37200	278	150000	0.85	
6.0	32300	244	150000	1.00	
6.9	28200	213	150000	1.15	
7.1	27500	206	150000	1.15	JRTK169R109DN180L4*
8.1	23800	180	150000	1.35	JRTKH169R109DN180L4*
9.2	21400	160	150000	1.50	
11	18100	135	150000	1.80	
12	15800	118	150000	2.0	
9.3	20900	157	109400	0.85	JRTK159R109DN180L4*
12	16400	122	108100	1.10	JRTKF159R109DN180L4*
14	14300	107	107000	1.25	JRTKA159R109DN180L4*
					JRTKAF159R109DN180L4*
5.4	39000	179.86	190000	1.30	
5.9	35800	165.21	190000	1.40	JRTK189DN200H6
6.7	31300	144.59	190000	1.60	JRTKH189DN200H6
7.5	28100	129.69	190000	1.80	
8.6	24400	112.60	190000	2.1	
8.1	25800	179.86	190000	1.95	
8.9	23700	165.21	190000	2.1	JRTK189DN180L4*
10	20700	144.59	190000	2.4	JRTKH189DN180L4*
11	18600	129.69	190000	2.7	
11	19400	134.99	150000	1.65	
13	15700	109.83	150000	2.0	JRTK169DN180L4*
17	12600	87.86	150000	2.5	JRTKH169DN180L4*
19	11200	78.14	150000	2.9	
9.7	21700	100.22	105900	0.85	JRTK159DN200H6
11	19900	91.65	105900	0.90	JRTKF159DN200H6
12	17300	79.75	105500	1.05	JRTKA159DN200H6
14	15200	70.38	104600	1.20	JRTKAF159DN200H6
16	13200	61.02	103300	1.35	
12	17600	122.39	105500	1.05	
15	14400	100.22	104100	1.25	
16	13100	91.65	103200	1.35	JRTK159DN180L4*
18	11400	79.75	101600	1.55	JRTKF159DN180L4*
21	10100	70.38	99800	1.80	JRTKA159DN180L4*
24	8750	61.02	97700	2.1	JRTKAF159DN180L4*
27	7790	54.29	95800	2.3	
31	6710	46.79	93200	2.7	
39	5450	38.02	89400	3.3	
16	12900	89.89	73900	1.00	JRTK129DN180L4*
18	11800	81.98	73800	1.10	JRTKF129DN180L4*
21	10200	70.95	73400	1.30	JRTKA129DN180L4*
23	8980	62.60	72800	1.45	JRTKAF129DN180L4*
27	7750	54.07	71700	1.70	JRTK129DN180L4*
31	6860	47.82	70700	1.90	JRTKF129DN180L4*
36	5760	40.19	69000	2.3	JRTKA129DN180L4*
40	5200	36.25	67800	2.5	JRTKAF129DN180L4*
47	4500	31.37	66200	2.9	

输出转速 Output speed n_a [r/min]	输出扭矩 Output torque T_a [N·m]	传动比 Ratio i	出轴许用径向负载 Permitted overhung load F_{Ra} [N]	使用系数 Service factor f_B	型号 Model
22kW					
53	3970	27.68	64600	3.3	JRTK129DN180L4*
61	3430	23.91	62800	3.8	JRTKF129DN180L4*
69	3030	21.15	61200	4.3	JRTKA129DN180L4* JRTKAF129DN180L4*
26	8200	57.17	43000	1.00	JRTK109DN180L4*
29	7160	49.90	43300	1.10	JRTKF109DN180L4*
35	6070	42.33	43400	1.20	JRTKA109DN180L4* JRTKAF109DN180L4*
40	5310	37.00	43200	1.35	
45	4690	32.69	42900	1.55	
47	4490	31.28	42800	1.50	
51	4160	29.00	42500	1.75	
56	3770	26.32	42000	1.90	
65	3240	22.62	41200	2.2	JRTK109DN180L4* JRTKF109DN180L4* JRTKA109DN180L4* JRTKAF109DN180L4*
74	2830	19.74	40400	2.5	
88	2400	16.75	39300	2.9	
100	2100	14.64	38400	3.3	
109	1930	13.43	36800	2.2	
125	1680	11.73	35900	2.6	
147	1430	9.94	34800	2.9	
48	4420	30.82	23500	0.95	JRTK99DN180L4*
53	4000	27.91	23800	1.05	JRTKF99DN180L4*
59	3550	24.75	24100	1.20	JRTKA99DN180L4*
65	3210	22.37	24200	1.35	JRTKAF99DN180L4*
77	2720	18.96	24100	1.60	
88	2370	16.56	24000	1.80	
106	1990	13.85	23700	2.2	JRTK99DN180L4* JRTKF99DN180L4* JRTKA99DN180L4* JRTKAF99DN180L4*
122	1720	11.99	23300	2.3	
141	1490	10.41	21800	1.90	
168	1250	8.71	21300	2.1	
75	2790	19.45	14400	0.80	
84	2500	17.42	14800	0.90	
101	2070	14.45	15100	1.00	JRTK89DN180L4*
117	1800	12.56	15300	1.10	JRTKF89DN180L4*
131	1600	11.17	14200	0.95	JRTKA89DN180L4*
147	1430	10.00	14200	1.05	JRTKAF89DN180L4*
177	1190	8.29	14300	1.20	
203	1030	7.21	14200	1.25	
30kW					
5.6	47700	261	190000	1.05	
6.6	40400	221	190000	1.25	JRTK189R109DN200L4
7.6	35200	193	190000	1.4	JRTKH189R109DN200L4
9.0	29700	163	190000	1.70	
6.9	38400	213	150000	0.85	
7.1	37500	206	150000	0.85	
8.7	32400	180	150000	1.00	JRTK169R109DN200L4
9.2	29100	160	150000	1.10	JRTKH169R109DN200L4
11	24700	135	150000	1.30	
12	21500	118	150000	1.50	

输出转速 Output speed n_a [r/min]	输出扭矩 Output torque T_a [N·m]	传动比 Ratio i	出轴许用径向负载 Permitted overhung load F_{Ra} [N]	使用系数 Service factor f_B	型号 Model
30kW					
8.2	35100	179.86	190000	1.45	
8.9	32200	165.21	190000	1.55	
10	28200	144.59	190000	1.75	
11	25300	129.69	190000	2.0	JRTK189DN200L4 JRTKH189DN200L4
13	21900	112.60	190000	2.3	
14	19900	102.16	190000	2.5	
17	17200	88.00	190000	2.9	
13	21400	109.83	150000	1.50	
17	17100	87.86	150000	1.85	
19	15200	78.14	150000	2.1	JRTK169DN200L4 JRTKH169DN200L4
22	13300	68.07	150000	2.4	
24	11800	60.74	150000	2.7	
15	19500	100.22	92700	0.90	
16	17900	91.65	92800	1.00	
18	15500	79.75	92400	1.15	
21	13700	70.38	91800	1.30	JRTK159DN200L4 JRTKF159DN200L4 JRTKA159DN200L4 JRTKAF159DN200L4
24	11900	61.02	90700	1.50	
27	10600	54.29	89500	1.70	
31	9120	46.79	87800	1.95	
39	7410	38.02	85100	2.4	
47	6100	31.30	82200	3.0	
21	13800	70.95	64200	0.95	
23	12200	62.60	64600	1.05	
27	10500	54.07	64700	1.25	
31	9320	47.82	64400	1.40	JRTK129DN200L4 JRTKF129DN200L4 JRTKA129DN200L4 JRTKAF129DN200L4
37	7830	40.19	63700	1.65	
41	7060	36.25	63100	1.85	
47	6110	31.37	62000	2.1	
53	5390	27.68	61000	2.4	
62	4660	23.91	59600	2.8	
35	8250	42.33	36100	0.90	JRTK109DN200L4
40	7210	37.00	37600	1.00	JRTKF109DN200L4
47	6100	31.28	38000	1.10	JRTKA109DN200L4 JRTKAF109DN200L4
51	5650	29.00	38000	1.25	
56	5130	26.32	38000	1.40	
65	4410	22.62	37700	1.65	
74	3850	19.74	37400	1.85	
88	3260	16.75	36700	2.2	JRTK109DN200L4
100	2850	14.64	36100	2.4	JRTKF109DN200L4
109	2620	13.43	34400	1.65	JRTKA109DN200L4
125	2280	11.73	33800	1.90	JRTKAF109DN200L4
148	1940	9.94	33000	2.2	
169	1690	8.69	32200	2.4	
59	4820	24.75	19600	0.9	
66	4360	22.37	20100	1.00	JRTK99DN200L4
78	3690	18.96	20700	1.15	JRTKF99DN200L4
89	3230	16.56	21000	1.35	JRTKA99DN200L4
106	2700	13.85	21200	1.60	JRTKAF99DN200L4

输出转速 Output speed n_a [r/min]	输出扭矩 Output torque T_a [N·m]	传动比 Ratio i	出轴许用径向负载 Permitted overhung load F_{Ra} [N]	使用系数 Service factor f_B	型号 Model
					JRTK99DN200L4
30kW					JRTKF99DN200L4
123	2340	11.99	21100	1.65	JRTKA99DN200L4
141	2030	10.41	19500	1.40	
169	1700	8.71	10400	1.55	JRTKAF99DN200L4
37kW					
5.6	58000	261	176000	0.85	
6.6	49200	221	190000	1.00	JRTK189R109DN225S4
7.6	43000	193	190000	1.15	JRTKH189R109DN225S4
9.0	36300	163	190000	1.40	
8.1	40000	180	150000	0.80	
9.2	35500	160	150000	0.90	JRTK169R109DN225S4
11	30100	135	150000	1.05	JRTKH169R109DN225S4
12	26300	118	150000	1.20	
8.2	43200	179.86	190000	1.15	
8.9	39700	165.21	190000	1.25	
10	34800	144.59	190000	1.45	JRTK189DN225S4
11	31200	129.69	190000	1.60	JRTKH189DN225S4
13	27100	112.60	190000	1.85	
14	24600	102.16	190000	2.0	
17	21200	88.00	190000	2.4	
13	26400	109.83	150000	1.20	
17	21100	87.86	150000	1.50	
19	18800	78.14	150000	1.70	JRTK169DN225S4
22	16400	68.07	150000	1.95	JRTKH169DN225S4
24	14600	60.74	150000	2.2	
28	12400	51.77	150000	2.6	
					JRTK159DN225S4
16	22000	91.65	83600	0.80	JRTKF159DN225S4
18	19200	79.75	84500	0.95	JRTKA159DN225S4
					JRTKAF159DN225S4
21	16900	70.38	84800	1.05	
24	14700	61.02	84600	1.25	JRTK159DN225S4
27	13000	54.29	84100	1.40	JRTKF159DN225S4
31	11200	46.79	83200	1.60	JRTKA159DN225S4
39	9140	38.02	81300	1.95	JRTKAF159DN225S4
47	7520	31.30	79100	2.4	
23	15000	62.60	57500	0.85	JRTK129DN225S4
27	13000	54.07	58500	1.00	JRTKF129DN225S4
31	11500	47.82	59000	1.15	JRTKA129DN225S4
37	9660	40.19	59100	1.35	JRTKAF129DN225S4
41	8710	36.25	59000	1.50	
47	7540	31.37	58500	1.70	
53	6650	27.68	57800	1.95	
62	5740	23.91	56900	2.3	JRTK129DN225S4
70	5080	21.15	56000	2.6	JRTKF129DN225S4
83	4270	17.77	54500	3.0	JRTKA129DN225S4
102	3450	14.35	52500	3.5	JRTKAF129DN225S4
115	3070	12.79	50200	2.8	
137	2580	10.74	48600	3.1	
169	2090	8.68	46600	3.5	
40	8890	37.00	29000	0.80	JRTK109DN225S4
47	7520	31.28	33000	0.90	JRTKF109DN225S4
51	6970	29.00	34200	1.05	JRTKA109DN225S4
56	6320	26.32	34500	1.15	JRTKAF109DN225S4

输出转速 Output speed n_a [r/min]	输出扭矩 Output torque T_a [N·m]	传动比 Ratio i	出轴许用径向负载 Permitted overhung load F_{Ra} [N]	使用系数 Service factor f_B	型号 Model
37kW					
65	5440	22.62	34700	1.30	
74	4740	19.74	34500	1.50	
88	4020	16.75	34200	1.75	JRTK109DN225S4
100	3520	14.64	34200	1.95	JRTKF109DN225S4
109	3230	13.43	32300	1.35	JRTKA109DN225S4
125	2820	11.73	32000	1.55	JRTKAF109DN225S4
148	2390	9.94	31400	1.75	
169	2090	8.69	30900	1.95	
45kW					
6.6	59800	221	172600	0.85	JRTK189R109DN225M4
7.6	52300	193	186100	1.95	JRTKH189R109DN225M4
9.0	44200	163	190000	1.15	
11	36600	135	150000	0.85	JRTK169R109DN225M4
12	32000	118	150000	1.00	JRTKH169R109DN225M4
8.2	52600	179.86	185500	0.95	
8.9	48300	165.21	190000	1.05	
10	42300	144.59	190000	1.20	
11	37900	129.69	190000	1.30	JRTK189DN225M4
13	32900	112.60	190000	1.50	JRTKH189DN225M4
14	29900	102.16	190000	1.65	
17	25700	88.00	190000	1.95	
20	21600	73.96	187700	2.3	
13	32100	109.83	150000	1.00	
17	25700	87.86	150000	1.25	
19	22800	78.14	150000	1.40	JRTK169DN225M4
22	19900	68.07	150000	1.60	JRTKH169DN225M4
24	17800	60.74	149000	1.80	
28	15100	51.77	145300	2.1	
34	12500	42.89	140600	2.5	
21	20600	70.38	76800	0.85	
24	17800	61.02	77700	1.00	
27	15900	54.29	77900	1.15	
31	13700	46.79	77800	1.30	JRTK159DN225M4
39	11100	38.02	76900	1.60	JRTKF159DN225M4
47	9150	31.30	75500	1.95	JRTKA159DN225M4
53	8080	27.62	74300	2.2	JRTKAF159DN225M4
61	7000	23.95	72800	2.6	
69	6230	21.31	71500	2.9	
80	5370	18.37	69700	3.3	
31	14000	47.82	52800	0.95	JRTK129DN225M4
37	11700	40.19	53900	1.10	JRTKF129DN225M4
41	10600	36.25	54200	1.25	JRTKA129DN225M4
					JRTKAF129DN225M4
47	9170	31.37	54400	1.40	
53	8090	27.68	54200	1.60	
62	6990	23.91	53800	1.85	
70	6180	21.15	53200	2.1	JRTK129DN225M4
83	5190	17.77	52200	2.5	JRTKF129DN225M4
102	4190	14.35	50700	2.9	JRTKA129DN225M4
115	3740	12.79	48300	2.3	JRTKAF129DN225M4
137	3140	10.74	47000	2.5	
169	2540	8.68	45300	2.8	

输出转速 Output speed n_a [r/min]	输出扭矩 Output torque T_a [N·m]	传动比 Ratio i	出轴许用径向负载 Permitted overhung load F_{Ra} [1] [N]	使用系数 Service factor f_B	型号 Model
45kW					
51	8480	29.00	25600	0.85	JRTK109DN225M4
56	7690	26.32	28300	0.95	JRTKF109DN225M4
65	6610	22.62	31000	1.10	JRTKA109DN225M4
74	5770	19.74	31700	1.25	JRTKAF109DN225M4
88	4890	16.75	31900	1.45	
100	4280	14.64	31900	1.60	JRTK109DN225M4
109	3930	13.43	29900	1.10	JRTKF109DN225M4
125	3430	11.73	29900	1.25	JRTKA109DN225M4
148	2910	9.94	29600	1.45	JRTKAF109DN225M4
169	2540	8.69	29300	1.60	
55kW					
10	51500	144.59	187400	0.95	
11	46200	129.69	190000	1.10	
13	40100	112.60	188500	1.25	JRTK189DN250M4
14	36400	102.16	187100	1.35	JRTKH189DN250M4
17	31300	88.00	184200	1.60	
20	26300	73.96	180200	1.90	
23	22800	64.04	176300	2.2	
17	31300	87.86	145300	1.00	
19	27800	78.14	144600	1.15	
22	24200	68.07	143300	1.30	JRTK169DN250M4
24	21600	60.74	141700	1.50	JRTKH169DN250M4
28	18400	51.77	139100	1.75	
34	15300	42.89	135400	2.1	
40	13000	36.61	131900	2.5	
24	21700	61.02	69000	0.85	
27	19300	54.29	70200	0.95	
32	16700	46.79	71200	1.10	
39	13500	38.02	71500	1.35	JRTK159DN250M4
47	11100	31.30	71000	1.60	JRTKF159DN250M4
53	9840	27.62	70400	1.85	JRTKA159DN250M4
62	8530	23.95	69400	2.1	JRTKAF159DN250M4
69	7590	21.31	68400	2.4	
80	6540	18.37	67000	2.8	
99	5310	14.92	64800	3.4	
117	4510	12.65	62900	3.8	
37	14300	40.19	47400	0.90	JRTK129DN250M4
47	11200	31.37	49300	1.15	JRTKF129DN250M4
53	9850	27.68	49700	1.30	JRTKA129DN250M4 JRTKAF129DN250M4
62	8510	23.91	49900	1.55	
70	7530	21.15	49800	1.75	
83	6330	17.77	49300	2.0	JRTK129DN250M4
103	5110	14.35	48300	2.4	JRTKF129DN250M4
115	4550	12.79	45900	1.85	JRTKA129DN250M4
137	3830	10.74	45000	2.1	JRTKAF129ND250M4
170	3090	8.68	43600	2.3	
75kW					
11	62800	129.69	164100	0.80	
13	54500	112.60	166100	0.92	JRTK189DN280S4
14	49400	102.16	166600	1.00	JRTKH189DN280S4
17	42600	88.00	166600	1.15	

输出转速 Output speed n_a [r/min]	输出扭矩 Output torque T_a [N·m]	传动比 Ratio i	出轴许用径向负载 Permitted overhung load F_{Ra} [1] [N]	使用系数 Service factor f_B	型号 Model
75kW					
20	35800	73.96	165300	1.40	
23	31000	64.04	163400	1.60	JRTK189DN280S4
28	25800	53.36	160100	1.95	JRTKH189DN280S4
33	22000	45.50	156700	2.3	
19	37800	78.14	126100	0.85	
22	32900	68.07	127100	0.95	
24	29400	60.74	127300	1.10	
29	25100	51.77	126800	1.30	JRTK169DN280S4
35	20800	42.89	125200	1.55	JRTKH169DN280S4
40	17700	36.61	123200	1.80	
46	15600	32.25	121300	2.0	
51	13900	28.77	119300	2.3	
60	11900	24.52	116300	2.7	
39	18400	38.02	60800	1.00	
47	15100	31.30	62200	1.20	
54	13400	27.62	62600	1.35	JRTK159DN280S4
62	11600	23.95	62600	1.55	JRTKF159DN280S4
69	10300	21.31	62400	1.75	JRTKA159DN280S4
81	8890	18.37	61800	2.0	JRTKAF159DN280S4
99	7220	14.92	60500	2.5	
117	6120	12.65	59300	2.8	
47	15200	31.37	39200	0.85	
53	13400	27.68	40800	0.95	
62	11600	23.91	42200	1.10	JRTK129DN280S4
70	10200	21.15	42900	1.25	JRTKF129DN280S4
83	8600	17.77	43500	1.50	JRTKA129DN280S4
103	6940	14.35	43700	1.75	JRTKAF129DN280S4
116	6190	12.79	41100	1.40	
138	5200	10.74	41000	1.55	
171	4200	8.68	40400	1.70	
90kW					
14	59300	102.16	151300	0.85	
17	51100	88.00	153400	1.00	
20	42900	73.96	154200	1.15	
23	37200	64.04	153800	1.35	JRTK189DN280M4
28	31000	53.36	152200	1.60	JRTKH189DN280M4
33	26400	45.50	149900	1.90	
35	24700	42.51	148700	2.0	
38	22400	38.57	146900	2.2	
22	39500	68.07	115100	0.80	
24	35300	60.74	116600	0.90	
29	30100	51.77	117600	1.05	
35	24900	42.89	117600	1.30	JRTK169DN280M4
40	21300	36.61	116700	1.50	JRTKH169DN280M4
46	18700	32.25	115500	1.70	
51	16700	28.77	114200	1.90	
60	14200	24.52	111900	2.2	
73	11800	20.32	108800	2.7	
85	10100	17.34	106000	3.2	

输出转速 Output speed n_a [r/min]	输出扭矩 Output torque T_a [N·m]	传动比 Ratio i	出轴许用径向负载 Permitted overhung load F_{Ra} [N]	使用系数 Service factor f_B	型号 Model
90kW					
39	22100	38.02	52700	0.80	
47	18200	31.30	55500	1.00	
54	16000	27.62	56700	1.10	JRTK159DN280M4
62	13900	23.95	57500	1.30	JRTKF159DN280M4
69	12400	21.31	57900	1.45	JRTKA159DN280M4
81	10700	18.37	57900	1.70	JRTKAF159DN280M4
99	8670	14.92	57400	2.1	
117	7350	12.65	56600	2.3	
62	13900	23.91	36400	0.95	
70	12300	21.15	37800	1.05	JRTK129DN280M4
83	10300	17.77	39200	1.25	JRTKF129DN280M4
103	8330	14.35	40200	1.45	JRTKA129DN280M4
116	7420	12.79	37600	1.15	JRTKAF129DN280M4
138	6240	10.74	38000	1.30	
171	5040	8.68	38000	1.45	
110kW					
17	62300	88.00	136000	0.80	
20	52300	73.96	139500	0.95	
23	45300	64.04	141000	1.10	
28	37700	53.36	141500	1.30	JRTK189DN315S4
33	32200	45.50	140800	1.55	JRTKH189DN315S4
35	30100	42.51	140200	1.65	
39	27300	38.57	139100	1.85	
45	23500	33.23	137000	2.1	
53	19800	27.92	134000	2.5	
29	36600	51.77	105500	0.85	
35	30300	42.89	107500	1.05	
41	25900	36.61	108100	1.25	
46	22800	32.25	107900	1.40	JRTK169DN315S4
52	20400	28.77	107400	1.55	JRTKH169DN315S4
61	17300	24.52	106100	1.85	
73	14400	20.32	104000	2.2	
86	12300	17.34	101800	2.6	
62	16900	23.95	50800	1.05	JRTK159DN315S4
70	15100	21.31	51900	1.20	JRTKF159DN315S4
81	13000	18.37	52700	1.40	JRTKA159DN315S4
100	10600	14.92	53100	1.70	JRTKAF159DN315S4
117	8950	12.65	53000	1.90	
132kW					
20	62800	73.96	123300	0.80	
23	54400	64.04	127000	0.90	
28	45300	53.36	129800	1.10	
33	38600	45.50	130800	1.30	
35	36100	42.51	130900	1.40	JRTK189DN315M4
39	32700	38.57	130700	1.55	JRTKH189DN315M4
45	28200	33.23	129800	1.75	
53	23700	27.92	127900	2.1	
61	20500	24.18	125900	2.3	
74	17100	20.15	122800	2.6	
86	14600	17.18	119700	2.8	

输出转速 Output speed n_a [r/min]	输出扭矩 Output torque T_a [N·m]	传动比 Ratio i	出轴许用径向负载 Permitted overhung load F_{Ra} [N]	使用系数 Service factor f_B	型号 Model
132kW					
35	36400	42.89	96400	0.90	
41	31100	36.61	98600	1.05	
46	27400	32.25	99600	1.15	JRTK169DN315M4
52	24400	28.77	99900	1.30	JRTKH169DN315M4
61	20800	24.52	99800	1.55	
73	17200	20.32	98700	1.85	
86	14700	17.34	97300	2.2	
62	20300	23.95	43400	0.90	JRTK159DN315M4
70	18100	21.31	45300	1.00	JRTKF159DN315M4
81	15600	18.37	47000	1.15	JRTKA159DN315M4
100	12700	14.92	48500	1.40	JRTKAF159DN315M4
117	10700	12.65	49100	1.60	
160kW					
28	54900	53.36	114900	0.90	
33	46800	45.50	118100	1.05	
45	34200	33.23	120500	1.45	JRTK189DN315L4
53	28700	27.92	120100	1.75	JRTKH189DN315L4
61	24900	24.18	119100	1.90	
74	20700	20.15	117200	2.1	
86	17700	17.18	114900	2.3	
41	37700	36.61	86500	0.85	
61	25200	24.52	91700	1.25	JRTK169DN315L4
73	20900	20.32	92000	1.55	JRTKH169DN315L4
86	17800	17.34	91600	1.80	
81	18900	18.37	39800	0.95	JRTK159DN315L4
100	15400	14.92	42600	1.15	JRTKF159DN315L4
117	13000	12.65	44100	1.30	JRTKA159DN315L4
					JRTKAF159DN315L4
200kW					
33	58500	45.50	100000	0.85	
45	42700	33.23	107300	1.15	
53	35900	27.92	109000	1.40	JRTK189DN315H4
61	31100	24.18	109500	1.55	JRTKH189DN315H4
74	25900	20.15	109100	1.70	
86	22100	17.18	108100	1.85	
61	31500	24.52	80100	1.00	JRTK169DN315H4
73	26100	20.32	82400	1.20	JRTKH169DN315H4
86	22300	17.34	83400	1.45	
					JRTK159DN315H4
100	19200	14.92	34200	0.95	JRTKF159DN315H4
117	16300	12.65	36900	1.05	JRTKA159DN315H4
					JRTKAF159DN315H4

3,

Dc rspcqqqkc r `ic

JRTK39..~JRTK159..

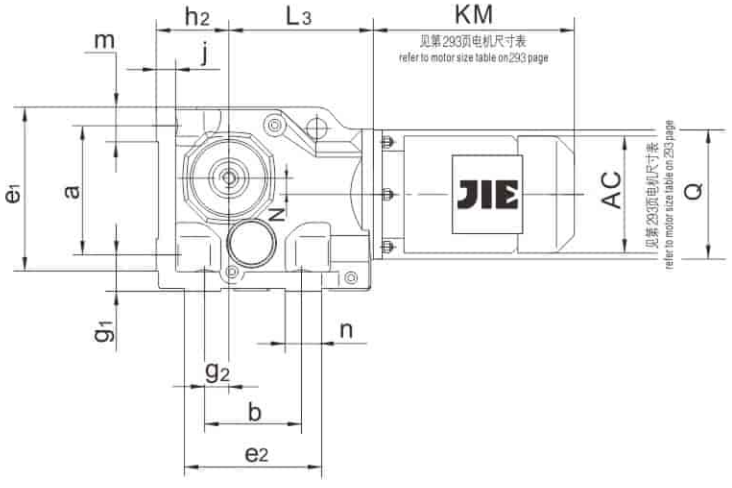

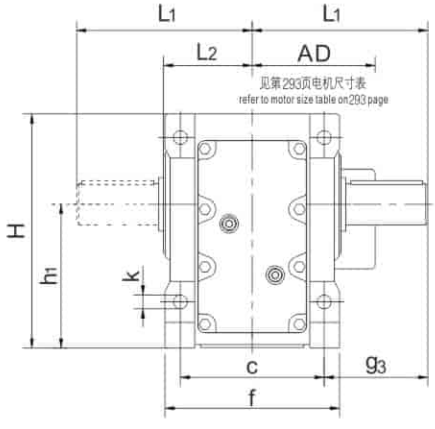

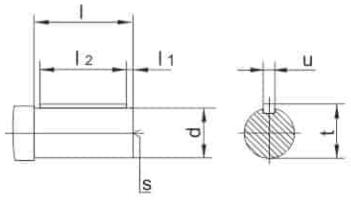

JRTKA49B..~JRTKA159B..

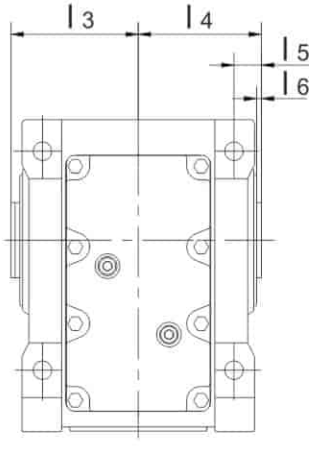

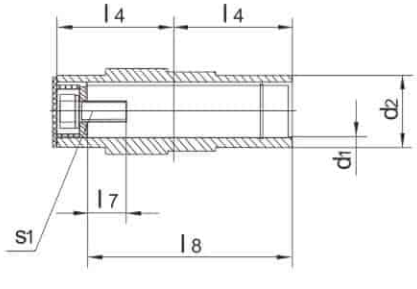

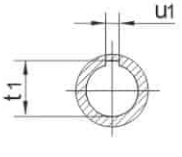

型 号 Model	a b c	e_1 e_2 f	g_1 g_2 g_3	h_1 h_2	j	k	m n	轴伸尺寸 Shaft dimension				
								d	l	l_1 l_2	s	t u
JRTK39..	115 110 100	148 141 120	32 28 60	$100_{-0.5}$ $63_{-0.5}$	16	11	33 36	25k6	50	5 40	M10	28 8
JRTK49.. JRTKA49B..	130 130 120	163.5 177 145	37 35 75	$112_{-0.5}$ $71_{-0.5}$	18	11	35 47	30k6	60	3.5 50	M10	33 8
JRTK59.. JRTKA59B..	150 130 130	186 174.5 157	45 30 88	$132_{-0.5}$ $80_{-0.5}$	21	13.5	40 44.5	35k6	70	7 56	M12	38 10
JRTK69.. JRTKA69B..	160 120 140	200 181 170	45 30 101	$140_{-0.5}$ $90_{-0.5}$	24	13.5	40 61	40k6	80	5 70	M16	43 12
JRTK79.. JRTKA79B..	200 150 165	255 205 200	55 40 123.5	$180_{-0.5}$ $112_{-0.5}$	27	17.5	55 55	50k6	100	10 80	M16	53.5 14
JRTK89.. JRTKA89B..	233 180 180	295 250 230	70 55 150	$212_{-0.5}$ $132_{-0.5}$	32	22	62 80	60m6	120	5 110	M20	64 18
JRTK99.. JRTKA99B..	295 240 240	374 306 290	75 75 171	265_{-1} $160_{-0.5}$	36	26	79 66	70m6	140	7.5 125	M20	74.5 20
JRTK109.. JRTKA109B..	360 280 270	448 380 340	95 95 212	315_{-1} $200_{-0.5}$	40	33	98 100	90m6	170	5 160	M24	95 25
JRTK129.. JRTKA129B..	420 350 330	526 440 400	110 115 253	375_{-1} $225_{-0.5}$	45	39	111 100	110m6	210	15 180	M24	116 28
JRTK159.. JRTKA159B..	500 380 420	634 480 500	130 140 247	450_{-1} 280_{-1}	50	39	130 100	120m6	210	5 200	M24	127 32

型 号 Model	空心轴尺寸 hollow shaft dimension							H	L_1 L_2	L_3	N	Q
	d_1	d_2	l_3 l_4	l_5 l_6	l_7 l_8	s_1	t_1 u_1					
JRTK39..	--	--	--	--	--	--	--	162	110 60	139	8.5	120
JRTK49.. JRTKA49B..	35H7	50	78 75	15 3	22 132	M12 X 30	38.3 10	182.5	135 72	166	7.2	160
JRTK59.. JRTKA59B..	40H7	55	86 83	18 3	29 142	M16 X 40	43.3 12	213	153 80	173	13.1	160
JRTK69.. JRTKA69B..	40H7	55	93 90	20 3.5	29 156	M16 X 40	43.3 12	225	171 86.5	179	20	160
JRTK79.. JRTKA79B..	50H7	70	108 105	22.5 4	32 183	M16 X 45	53.8 14	285	206 101	202	31.3	200
JRTK89.. JRTKA89B..	60H7	85	123 120	30 4	36 210	M20 X 50	64.4 18	335	240 116	257	25.9	250
JRTK99.. JRTKA99B..	70H7	95	153 150	30 4	34 270	M20 X 50	74.9 20	409	291 146	277	32.3	300
JRTK109.. JRTKA109B..	90H7	118	178 175	40 2.5	40 313	M24 X 60	95.4 25	503	347 175	341	52	350
JRTK129.. JRTKA129B..	100H7	135	208 205	40 2.5	38 373	M24 X 60	106.4 28	592	418 203	390	53	450
JRTK159.. JRTKA159B..	120H7	155	253 250	40	36 460	M24 X 60	127.4 32	705	457 250	426	71.7	550

JRTKH49B..~JRTKH159B..

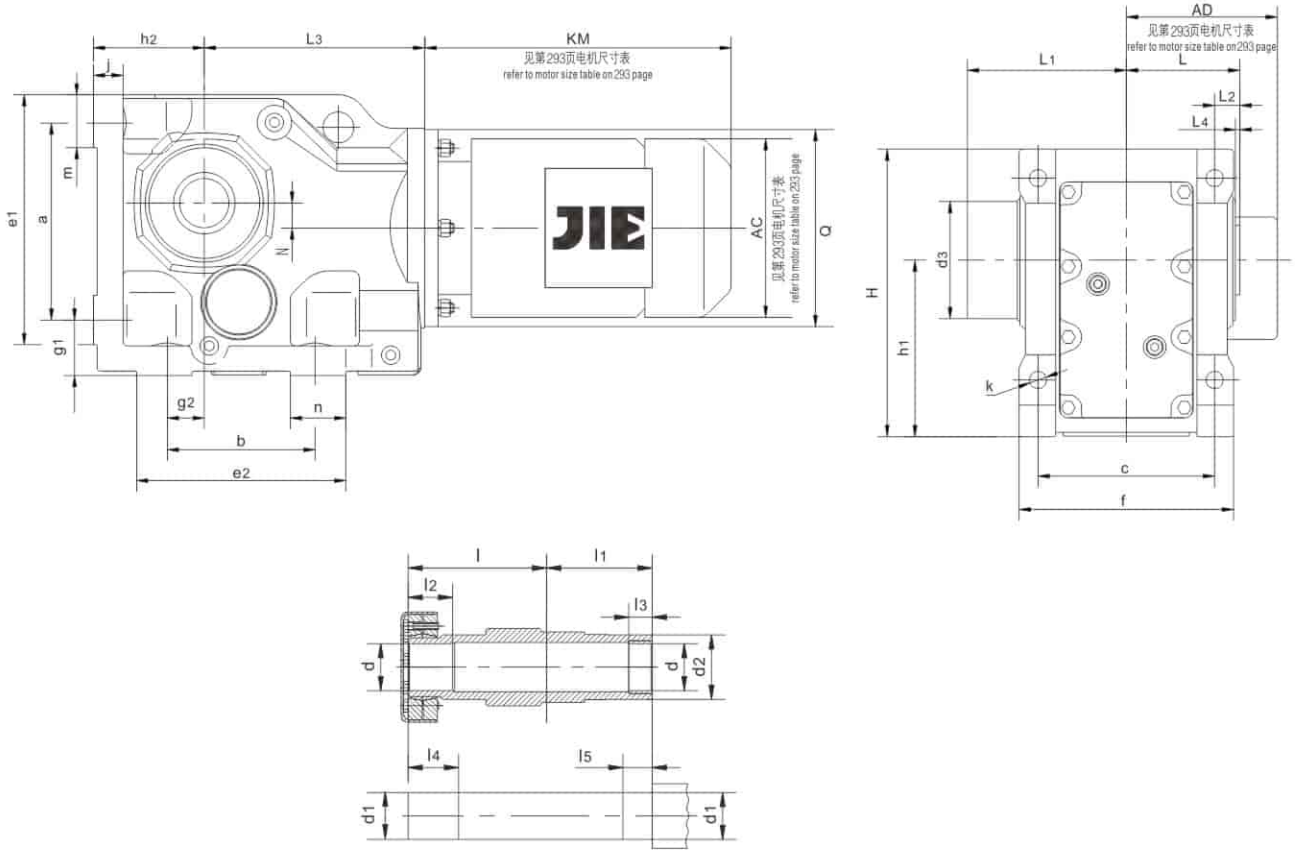

JRTKV49B..~JRTKV109B..

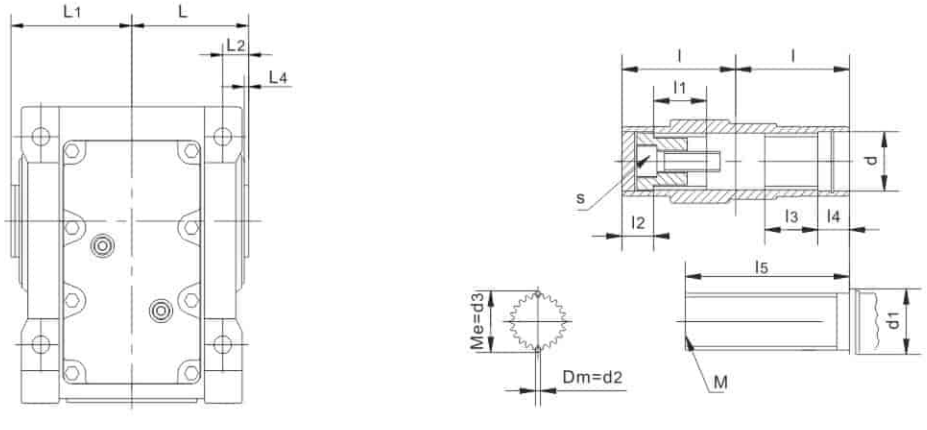

型 号 Model	a b c	e_1 e_2 f	g_1 g_2	h_1 h_2	j	k	m n	空心轴尺寸 hollow shaft dimension				
								l	l_1	l_2	l_3	l_4
JRTKH49B.. JRTKV49B..	130 130 120	163.5 177 145	37 35	$112_{-0.5}$ $71_{-0.5}$	18	11	35 47	102 75	75 32	32 18	20 32	37 18
JRTKH59B.. JRTKV59B..	150 130 130	186 174.5 157	45 30	$132_{-0.5}$ $80_{-0.5}$	21	13.5	40 44.5	112 83	83 32	26 18	20 32	31 18
JRTKH69B.. JRTKV69B..	160 120 140	200 181 170	45 30	$140_{-0.5}$ $90_{-0.5}$	24	13.5	40 61	118 90	90 42	38 25	20 42	43 25
JRTKH79B.. JRTKV79B..	200 150 165	255 205 200	55 40	$180_{-0.5}$ $112_{-0.5}$	27	17.5	55 55	136 105	105 52	36 23	30 52	41 23
JRTKH89B.. JRTKV89B..	233 180 180	295 250 230	70 55	$212_{-0.5}$ $132_{-0.5}$	32	22	62 80	161 120	120 62	41 25	40 62	46 25
JRTKH99B.. JRTKV99B..	295 240 240	374 306 290	75 75	265_{-1} $160_{-0.5}$	36	26	79 66	195 150	150 72	55 25	50 72	60 25
JRTKH109B.. JRTKV109B..	360 280 270	448 380 340	95 95	315_{-1} $200_{-0.5}$	40	33	98 100	230 175	175 89	65 26	60 89	75 26
JRTKH129B..	420 350 330	526 440 400	110 115	375_{-1} $225_{-0.5}$	45	39	111 100	280 –	205 –	85 –	70 –	95 –
JRTKH159B..	500 380 420	634 480 500	130 140	450_{-1} 280_{-1}	50	39	130 100	330 –	250 –	90 –	80 –	100 –

型 号 Model	空心轴尺寸 hollow shaft dimension							H	L	L_1 L_2	L_3 L_4	N	Q
	l_5	d	d_1	d_2	d_3	M	S						
JRTKH49B.. JRTKV49B..	25 115	35H7 $37_0^{+0.1}$	35h6 ≥42	50 4	– $38.92_{-0.03}^{0}$	– 35x2x30x16	– M10x30	182.5	75	120 15	166 3	7.2	160
JRTKH59B.. JRTKV59B..	25 130	40H7 $37_0^{+0.1}$	40h6 ≥42	55 4	– $38.92_{-0.03}^{0}$	– 35x2x30x16	– M10x30	213	83	136 18	173 3	13.1	160
JRTKH69B.. JRTKV69B..	25 130	40H7 $47_0^{+0.1}$	40h6 ≥52	55 4	– $48.85_{-0.03}^{0}$	– 45x2x30x21	– M16x50	225	90	142 20	179 3.5	20	160
JRTKH79B.. JRTKV79B..	35 160	50H7 $55_0^{+0.1}$	50h6 ≥62	70 4	– $54.13_{-0.03}^{0}$	– 50x2x30x24	– M16x50	285	105	176 22.5	202 4	31.3	200
JRTKH89B.. JRTKV89B..	45 180	65H7 $72_0^{+0.1}$	65h6 ≥82	85 4	– $68.96_{-0.04}^{0}$	– 65x2x30x31	– M20x60	335	120	199 30	257 4	25.9	250
JRTKH99B.. JRTKV99B..	55 240	75H7 $72_0^{+0.1}$	75h6 ≥90	95 4	– $74.15_{-0.04}^{0}$	– 70x2x30x34	– M20x60	409	150	229 30	277 4	32.3	300
JRTKH109B.. JRTKV109B..	70 290	95H7 $90_0^{+0.1}$	95h6 ≥105	118 6	196 $90.99_{-0.04}^{0}$	– 85x3x30x27	– M20x60	503	175	246 40	341 2.5	52	350
JRTKH129B..	80 –	105H7 –	105h6 –	135 –	229 –	– –	– –	592	205	299 40	390 2.5	53	450
JRTKH159B..	90 –	125H7 –	125h6 –	155 –	315 –	– –	– –	705	250	354 40	426 0	71.7	550

JRTKVZ...花键轴执行DIN标准，需要GB或ISO标准请咨询杰牌

JRTKVZ...Spline shaft is a cording to DIN standard .If you need GB or ISO standard . Please contact with us.

JRTKA39..~JRTKA109..

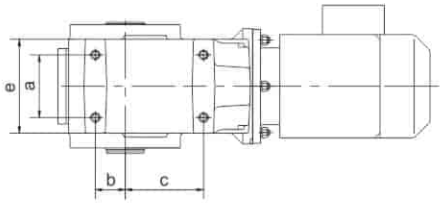

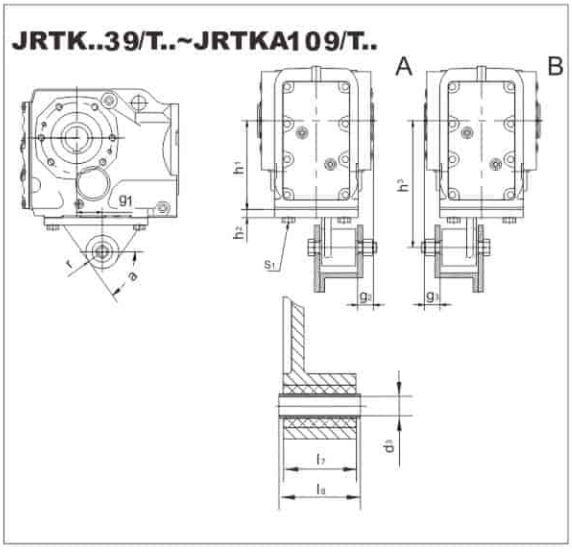

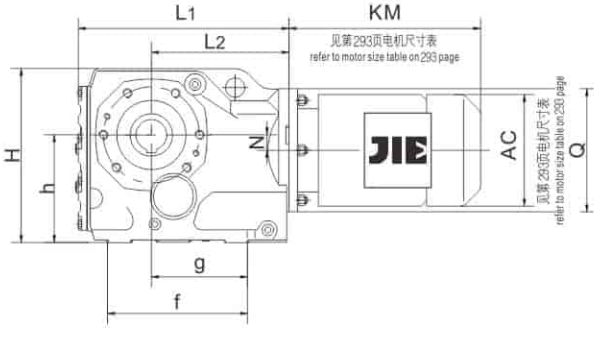

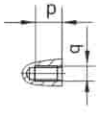

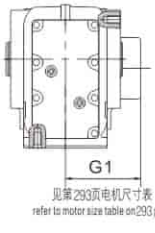

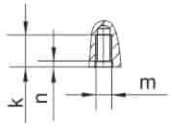

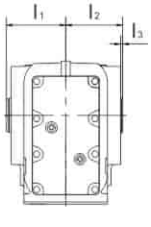

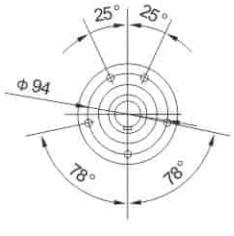

JRTKA39..

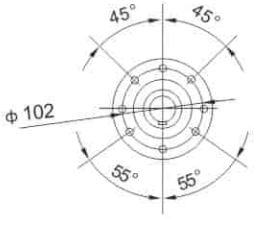

JRTKA49..

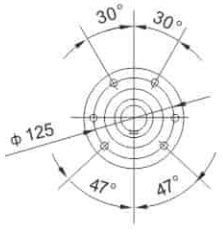

JRTKA59..
JRTKA69..

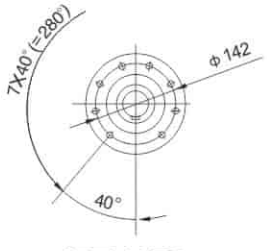

JRTKA79..

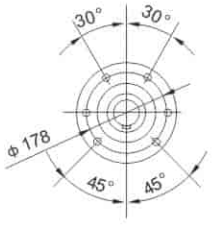

JRTKA89..

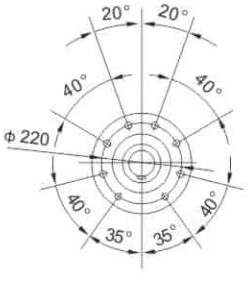

JRTKA99..

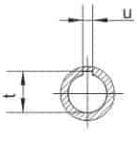

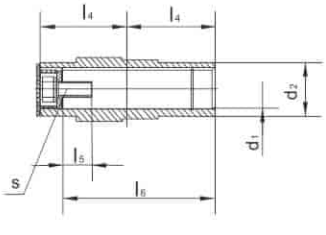

型 号 Model	a b c	e f g	h	k m n	p q	空心轴尺寸 Hollow shaft dimension				扭矩臂尺寸 Torque arm form				H L_1 L_2	N Q
						d_1 d_2	l_1 l_2 l_3	l_4 l_5 l_6	s t u	g_1 g_2 g_3	h_1 h_2 h_3	d_3 l_7 l_8	r s_1 α		
JRTKA39.. JRTK..39/T..	60 35 82	100 147 97	$100_{-0.5}$	20 M10 4	12 M8	30H7 45	63 60 2.5	60 17 105	M10 33.3 8	23.5 20 20	$100_{-0.5}$ 10 $140^{+0.2}_{-0.7}$	10.4 ±0.1 31 $36_{-0.3}$	22.5 M10X25 60°	162 213.5 139	8.5 120
JRTKA49.. JRTK..49/T..	70 40 100	114 177 122	$112_{-0.5}$	20 M10 4	12 M8	35H7 50	78 75 3	75 22 132	M12 38.3 10	30 20 20	$112_{-0.5}$ 12 $160^{+0.2}_{-0.7}$	10.4 ±0.1 31 $36_{-0.3}$	22.5 M10X30 55°	183 243.5 166	7.2 160
JRTKA59.. JRTK..59/T..	88 47 105	129 191.5 124.5	$132_{-0.5}$	25 M12 5	20 M12	40H7 55	86 83 3	83 29 142	M16 43.3 12	40 18 18	$132_{-0.5}$ 13 $192^{+0.2}_{-0.7}$	16.4±0.08 54 $60_{-0.3}$	29 M12X35 55°	212 267.5 173	13.1 160
JRTKA69.. JRTK..69/T..	88 42 110	136 196 129	$140_{-0.5}$	25 M12 5	20 M12	40H7 55	94 90 3.5	90 29 156	M16 43.3 12	45 25 25	$140_{-0.5}$ 13 $200^{+0.2}_{-0.7}$	16.4±0.08 54 $60_{-0.3}$	29 M12X35 55°	225 274 179	20 160
JRTKA79.. JRTK..79/T..	102 48 122	155 205 140	$180_{-0.5}$	32 M16 6	20 M12	50H7 70	108 105 4	105 32 183	M16 53.8 14	52.5 25 25	$180_{-0.5}$ 14 $250^{+0.2}_{-0.7}$	16.4±0.08 54 $60_{-0.3}$	29 M16X40 60°	284 312 202	31.3 200
JRTKA89.. JRTK..89/T..	118 65 160	182 274 186	$212_{-0.5}$	32 M16 6	26 M16	60H7 85	123 120 4	120 36 210	M20 64.4 18	60 30 30	$212_{-0.5}$ 16 $300^{+0.2}_{-0.7}$	25±0.08 72 $80_{-0.3}$	41 M16X45 60°	335 386.5 257	25.9 250
JRTKA99.. JRTK..99/T..	160 83 165	244 309 196	265_{-1}	36 M20 6	26 M16	70H7 95	153 150 4	150 34 270	M20 74.9 20	70 40 40	265_{-1} 17 $350^{+0.2}_{-1.2}$	25 ±0.08 92 $100_{-0.3}$	41 M20X50 50°	410 433.5 277	32.3 300
JRTKA109.. JRTK..109/T..	190 100 190	266 370 230	315_{-1}	44 M24 8	-	90H7 118	178 175 2.5	175 40 313	M24 95.4 25	74 45 45	315_{-1} 20 $450^{+0.5}_{-1.5}$	25 ±0.08 92 $100_{-0.3}$	41 M24X60 55°	500 537 341	52 350

JRTKH39..~JRTKH109..

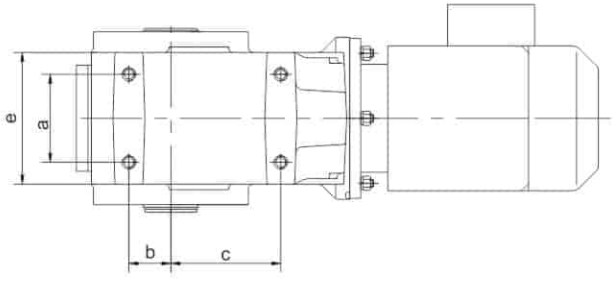

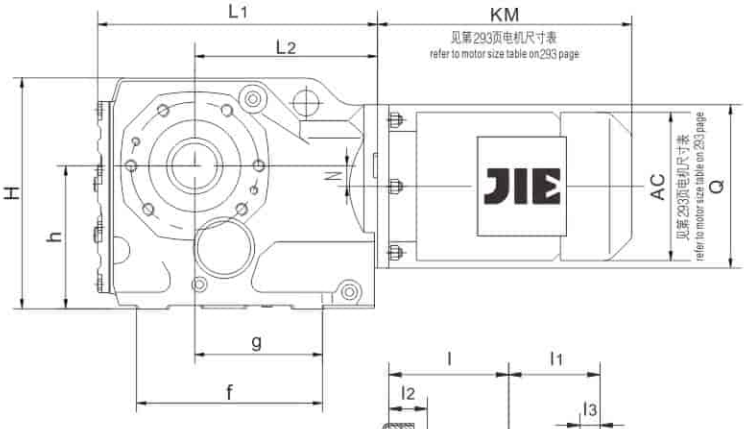

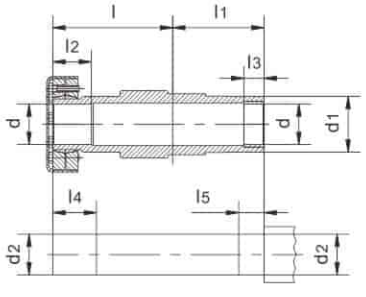

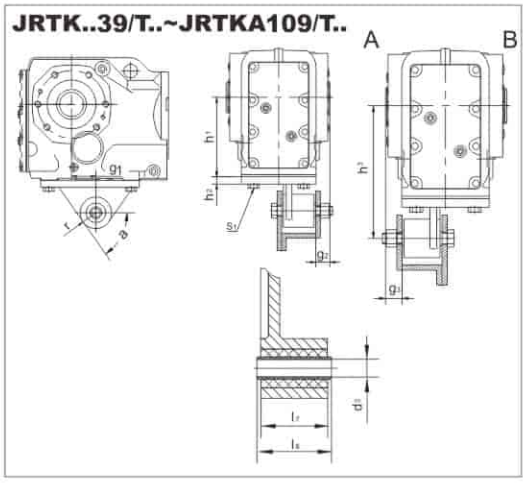

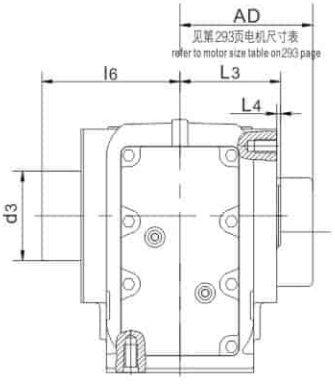

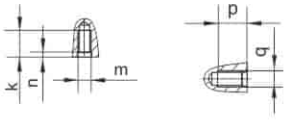

JRTKV39..~JRTKV159..

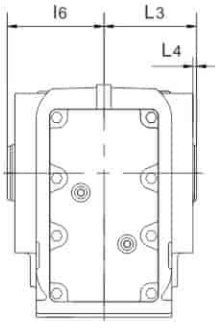

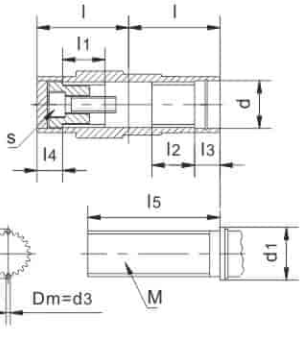

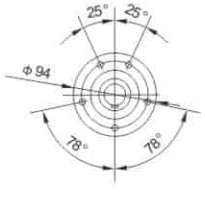

JRTK..39..

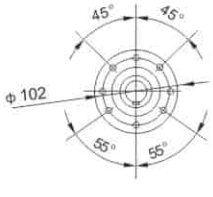

JRTK..49..

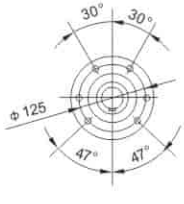

JRTK..59..
JRTK..69..

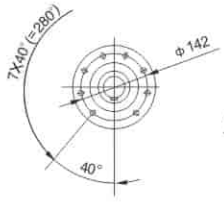

JRTK..79..

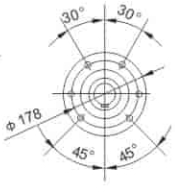

JRTK..89..



JRTK..99..

型号 Model	a b c	e f g	h	k m n	p q	l	l_1	l_2	l_3	l_4	l_5	l_6
JRTKH39..	60	100	$100_{-0.5}$	20	12	86	60	31	20	36	25	104
JRTKV39..	35 82	147 97		M10 4	M8	60	25	25	18	18	85	62
JRTKH49..	70	114	$112_{-0.5}$	20	12	102	75	32	20	37	25	120
JRTKV49..	40 100	177 122		M10 4	M8	75	32	32	18	18	115	77
JRTKH59..	88	129	$132_{-0.5}$	25	20	112	83	26	20	31	25	136
JRTKV59..	47 105	191.5 124.5		M12 5	M12	83	32	32	18	18	130	85
JRTKH69..	88	136	$140_{-0.5}$	25	20	118	90	38	20	43	25	142
JRTKV69..	42 110	196 129		M12 5	M12	90	42	42	25	25	130	90
JRTKH79..	102	155	$180_{-0.5}$	32	20	136	105	36	30	41	35	176
JRTKV79..	48 122	205 140		M16 6	M12	105	52	52	23	23	160	105
JRTKH89..	118	182	$212_{-0.5}$	32	26	161	120	41	40	46	45	199
JRTKV89..	65 160	274 186		M16 6	M16	120	62	62	25	25	180	120
JRTKH99..	160	244	$265_{-0.5}$	36	26	195	150	55	50	60	55	229
JRTKV99..	83 165	309 196		M20 6	M16	150	72	72	25	25	240	150
JRTKH109..	190	266	$315_{-0.5}$	44	–	230	175	65	60	75	70	246
JRTKV109..	100 190	370 230		M24 8		175	89	89	26	26	290	178

型号 Model	d	d_1	d_2	d_3	s	M	g_1 g_2 g_3	h_1 h_2 h_3	d_3 l_7 l_8	r s_1 a	L_1 L_2 L_3	L_4 H	N Q
JRTKH39..	30H7	45	$30h6^{0}_{-0.03}$	80	–	–	23.5	$100_{-0.5}$	10.4 ± 0.1	22.5	213.5	2.5	8.5
							20	10	31	M10X25	139		
JRTKV39..	$37^{+0.1}_{0}$	≥42	$33.03^{0}_{-0.03}$	2.75	M10x30	30x1.25x30x22	20	$140^{+0.2}_{-0.7}$	$36_{-0.3}$	60°	60	162	120
JRTKH49..	35H7	50	35h6	88	–	–	30	$112_{-0.5}$	10.4 ± 0.1	22.5	243.5	3	7.2
							20	10	31	M10X25	166		
JRTKV49..	$37^{+0.1}_{0}$	≥42	$38.92^{0}_{-0.03}$	4	M10x30	35x2x30x16	20	$160^{+0.2}_{-0.7}$	$36_{-0.3}$	55°	75	182.5	160
JRTKH59..	40H7	55	40h6	100	–	–	40	$132_{-0.5}$	16.4 ± 0.08	29	267.5	3	13.1
							18	13	54	M12X35	173		
JRTKV59..	$37^{+0.1}_{0}$	≥42	$38.92^{0}_{-0.03}$	4	M10x30	35x2x30x16	18	$192^{+0.2}_{-0.7}$	$60_{-0.3}$	55°	83	213	160
JRTKH69..	40H7	55	40h6	100	–	–	45	$140_{-0.5}$	16.4 ± 0.08	29	274	3.5	20
							25	13	54	M12X35	179		
JRTKV69..	$47^{+0.1}_{0}$	≥52	$48.85^{0}_{-0.03}$	4	M16x50	45x2x30x21	25	$200^{+0.2}_{-0.7}$	$60_{-0.3}$	55°	90	225	160
JRTKH79..	50H7	70	50h6	124	–	–	52.5	$180_{-0.5}$	16.4 ± 0.08	29	312	4	31.3
							25	14	54	M16X40	202		
JRTKV79..	$55^{+0.1}_{0}$	≥62	$54.13^{0}_{-0.03}$	4	M16x50	50x2x30x24	25	$250^{+0.2}_{-0.7}$	$60_{-0.3}$	60°	105	285	200
JRTKH89..	65H7	85	65h6	165	–	–	60	$212_{-0.5}$	25 ± 0.08	41	386.5	4	25.9
							30	16	72	M16X45	257		
JRTKV89..	$72^{+0.1}_{0}$	≥82	$68.96^{0}_{-0.04}$	4	M20x60	65x2x30x31	30	$300^{+0.2}_{-0.7}$	$80_{-0.3}$	60°	120	335	250
JRTKH99..	75H7	95	75h6	200	–	–	70	265_{-1}	25 ± 0.08	41	433.5	4	32.3
							40	17	92	M20X50	277		
JRTKV99..	$72^{+0.1}_{0}$	≥90	$74.15^{0}_{-0.04}$	4	M20x60	70x2x30x34	40	$350^{+0.2}_{-0.7}$	$100_{-0.3}$	50°	150	409	300
JRTKH109..	95H7	118	95h6	196	–	–	74	315_{-1}	25 ± 0.08	41	537	2.5	52
							45	20	92	M24X60	341		
JRTKV109..	$90^{+0.1}_{0}$	≥105	$90.99^{0}_{-0.04}$	6	M20x60	85x3x30x27	45	$450^{+0.5}_{-1.5}$	$100_{-0.3}$	55°	175	500	350

JRTKV...花键轴执行DIN标准，需要GB或ISO标准请咨询杰牌

JRTKV...Spline shaft is a cording to DIN standard .If you need GB or ISO standard . Please contact with us.

JRTKT39..~JRTKT69..

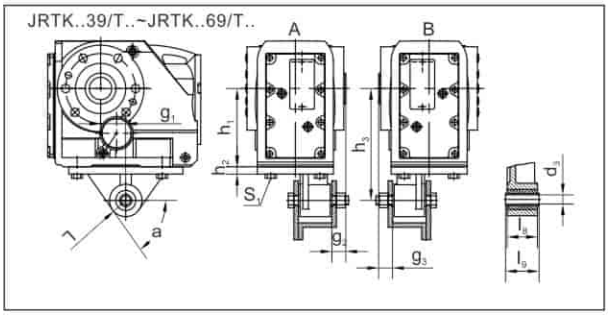

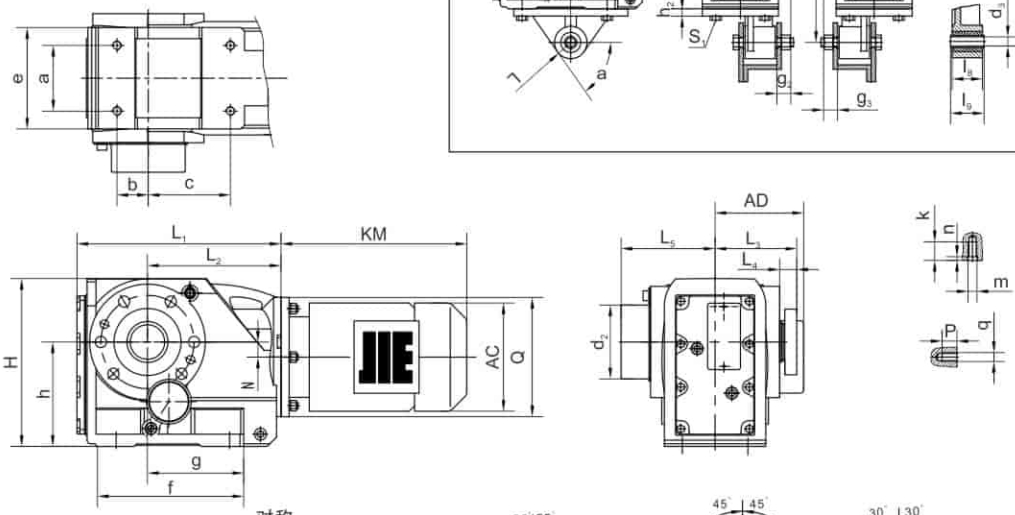

型号	a	b	c	e	f	g	h	k	m	n	p	q	H	L_1	L_2	N	Q	L_5	d	d_1	d_2	l_4
JRTKT39..	60	35	82	100	147	97	$100_{-0.5}$	20	M10	4	12	M8	162	213.5	139	8.5	120	104	30H7	30h11	80	33
JRTKT49..	70	40	100	114	175	120	$112_{-0.5}$	20	M10	4	12	M8	182.5	243.5	166	7.2	160	120	40H7	40h11	88	37
JRTKT59..	88	47	105	129	191.5	124.5	$132_{-0.5}$	25	M12	5	20	M12	213	267.5	173	13.1	160	136	40H7	40h11	100	44
JRTKT69..	88	42	110	136	196	129	$140_{-0.5}$	25	M12	5	20	M12	225	274	179	20	160	142	40H7	40h11	100	44

型号	扭矩臂尺寸											不对称						对称				
	g_1	g_2	g_3	h_1	h_2	h_3	d_3	l_8	l_9	r	S_1	α	l_1	l_2	l_3	L_3	L_4	l_5	l_6	l_7	L_3	L_4
JRTKT39..	23.5	20	20	$100_{-0.5}$	10	$140^{-0.3}_{-0.7}$	$10.4_{\pm 0.1}$	31	$36_{-0.3}$	22.5	M10×25	60°	94	71	170	76	18.5	94	95	194	100	42.5
JRTKT49..	30	20	20	$112_{-0.5}$	12	$160^{-0.3}_{-0.7}$	$10.4_{\pm 0.1}$	31	$36_{-0.3}$	22.5	M10×25	55°	114	88	207	93	21	114	113	232	118	46
JRTKT59..	40	18	18	$132_{-0.5}$	13	$192^{-0.3}_{-0.7}$	$16.4_{\pm 0.09}$	54	$60_{-0.3}$	29	M12×35	55°	129	96	232	103	23	129	128	264	135	55
JRTKT69..	45	25	25	$140_{-0.5}$	13	$200^{-0.3}_{-0.7}$	$16.4_{\pm 0.09}$	54	$60_{-0.3}$	29	M12×35	55°	135	103	245	110	23.5	135	134	276	141	54.5

JRTKHF39..~JRTKHF159..

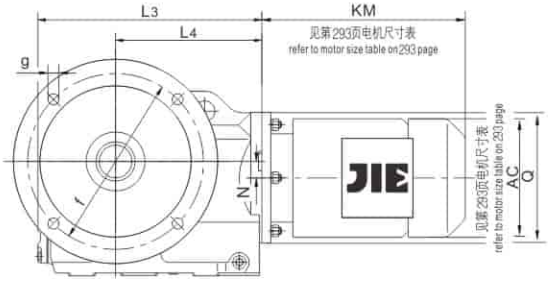

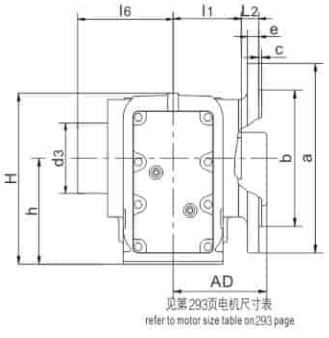

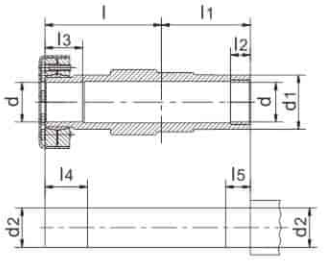

JRTKVF39..~JRTKVF109..

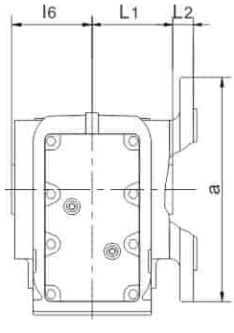

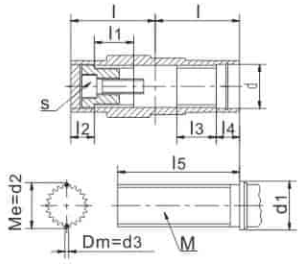

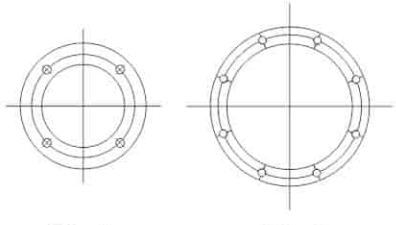

Flg.1 Flg.2

法兰型式
Flange form

型号 Model	法兰型式 Flange form	a b	c e	f g h	空心轴尺寸 Hollow shaft dimension													H	L_1 L_2 L_3	L_4 N Q
					l	l_1	l_2	l_3	l_4	l_5	l_6	d	d_1	d_2	d_3	m	s			
JRTKHF39..	Flg.1	160	3.5	130 9	86	60	20	31	36	25	104	30H7	45	30h6	80	-	-	162	60 24	139 8.5
JRTKVF39..		110j6	10	$100_{-0.5}$	60	25	18	25	18	85	62	$37^{+0.10}_{0}$	≥42	$33.03^{0}_{-0.03}$	2.75	30×1.25×30×22	M10X30		213.5	120
JRTKHF49..	Flg.1	200	3.5	165 11	102	75	20	32	37	25	120	35H7	50	35h6	88	-	-	182.5	75 25	166 7.2
JRTKVF49..		130j6	10	$112_{-0.5}$	75	32	18	32	18	115	77	$37^{+0.10}_{0}$	≥42	$38.92^{0}_{-0.03}$	4	35×2×30×16	M10X30		243.5	160
JRTKHF59..	Flg.1	250	4	215 13.5	112	83	20	26	31	25	136	40H7	55	40h6	100	-	-	213	83 23.5	173 13.1
JRTKVF59..		180j6	15	$132_{-0.5}$	83	32	18	32	18	130	85	$37^{+0.10}_{0}$	≥42	$38.92^{0}_{-0.03}$	4	35×2×30×16	M10X30		267.5	160
JRTKHF69..	Flg.1	250	4	215 13.5	118	90	20	38	43	25	142	40H7	55	40h6	100	-	-	225	90 23	179 20
JRTKVF69..		180j6	15	$140_{-0.5}$	90	42	25	42	25	130	90	$47^{+0.10}_{0}$	≥52	$48.85^{0}_{-0.03}$	4	45×2×30×21	M16X50		274	160
JRTKHF79..	Flg.1	300	4	265 13.5	136	105	30	36	41	35	176	50H7	70	50h6	124	-	-	285	105 37	202 31.3
JRTKVF79..		230j6	16	$180_{-0.5}$	105	52	23	52	23	160	105	$55^{+0.10}_{0}$	≥62	$54.13^{0}_{-0.03}$	4	50×2×30×24	M16X50		312	200
JRTKHF89..	Flg.1	350	5	300 17.5	161	120	40	41	46	45	199	65H7	85	65h6	165	-	-	335	120 30	257 25.9
JRTKVF89..		250h6	18	$212_{-0.5}$	120	62	25	62	25	180	120	$72^{+0.10}_{0}$	≥82	$68.96^{0}_{-0.04}$	4	65×2×30×31	M20X60		386.5	250
JRTKHF99..	Flg.2	450	5	400 17.5	195	150	50	55	60	55	229	75H7	95	75h6	200	-	-	409	150 41.5	277 32.3
JRTKVF99..		350h6	22	$265_{-0.5}$	150	72	25	72	25	240	150	$72^{+0.10}_{0}$	≥90	$74.15^{0}_{-0.04}$	4	70×2×30×34	M20X60		433.5	300
JRTKHF109..	Flg.2	450	5	400 17.5	230	175	60	65	75	70	246	95H7	118	95h6	196	-	-	500	175 41	341 52
JRTKVF109..		350h6	25	$315_{-0.5}$	175	89	26	89	26	290	178	$90^{+0.10}_{0}$	≥105	$90.99^{0}_{-0.04}$	6	85×3×20×27	M20X60		537	350
JRTKHF129..	Flg.2	550	5	500 17.5	280	205	70	85	95	80	299	105H7	135	105h6	229	–	–	592	205 51	390 53
		450h6	22	375_{-1}	–	–	–	–	–	–	–	–	–	–	–	–	–		615	450
JRTKHF159..	Flg.2	660	6	600 22	330	250	80	90	100	90	354	125H7	155	125h6	315	–	–	705	250 60	705 71.7
		550h6	28	450_{-1}	–	–	–	–	–	–	–	–	–	–	–	–	–		706	550

JRTKVF...花键轴执行DIN标准，需要GB或ISO标准请咨询杰牌

JRTKVF...Spline shaft is a cording to DIN standard .If you need GB or ISO standard . Please contact with us.

JRTKTF39..~JRTKTF69..

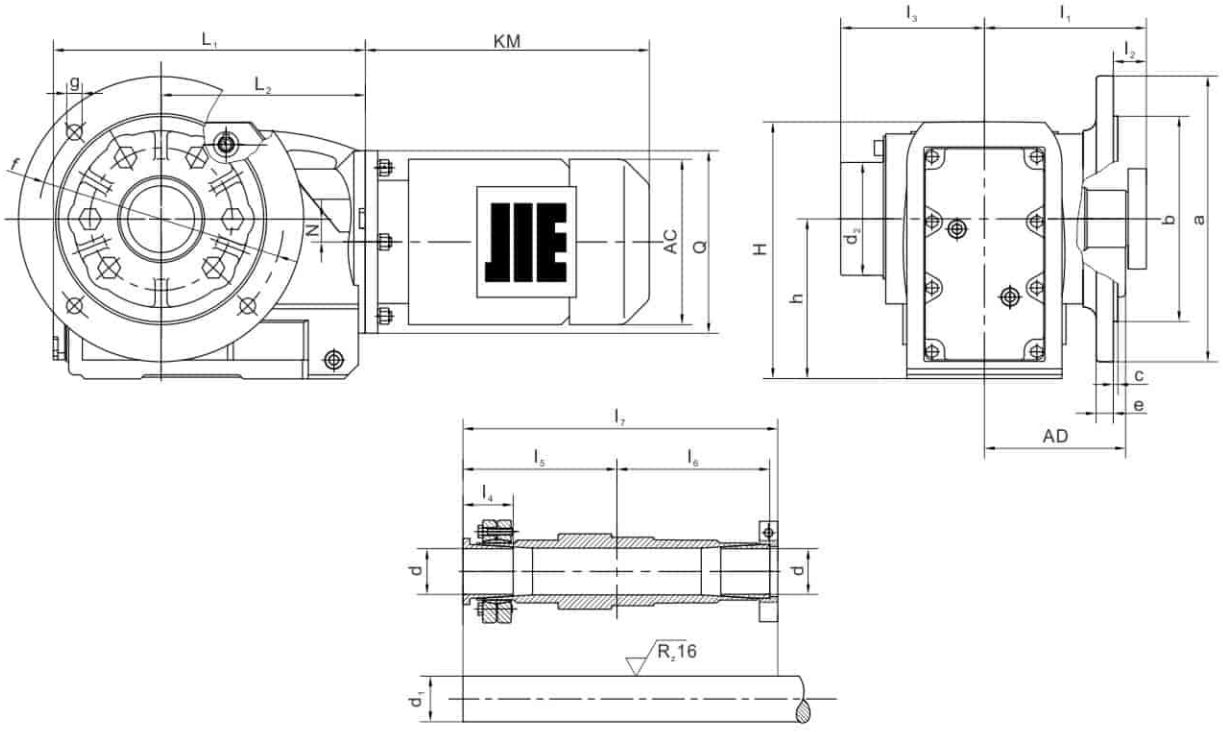

型号	a	b	c	e	f	g	h	H	N	Q	L_1	L_2	d	d_1	d_2	l_1	l_2	l_3	l_4	l_5	l_6	l_7
JRTKTF39..	160	110j6	3.5	10	130	9	$100_{-0.5}$	162	8.5	120	213.5	139	30H7	30h11	80	99.5	15.5	104	33	94	95	194
JRTKTF49..	200	130j6	3.5	10	165	11	$112_{-0.5}$	182.5	7.2	160	243.5	166	40H7	40h11	88	118	18	120	37	114	113	232
JRTKTF59..	250	180j6	4	15	215	13.5	$132_{-0.5}$	213	13.1	160	267.5	173	40H7	40h11	100	135	28.5	136	44	129	128	264
JRTKTF69..	250	180j6	4	15	215	13.5	$140_{-0.5}$	225	20	160	274	179	40H7	40h11	100	141	28	142	44	135	134	276

JRTKF39..~JRTKF159..

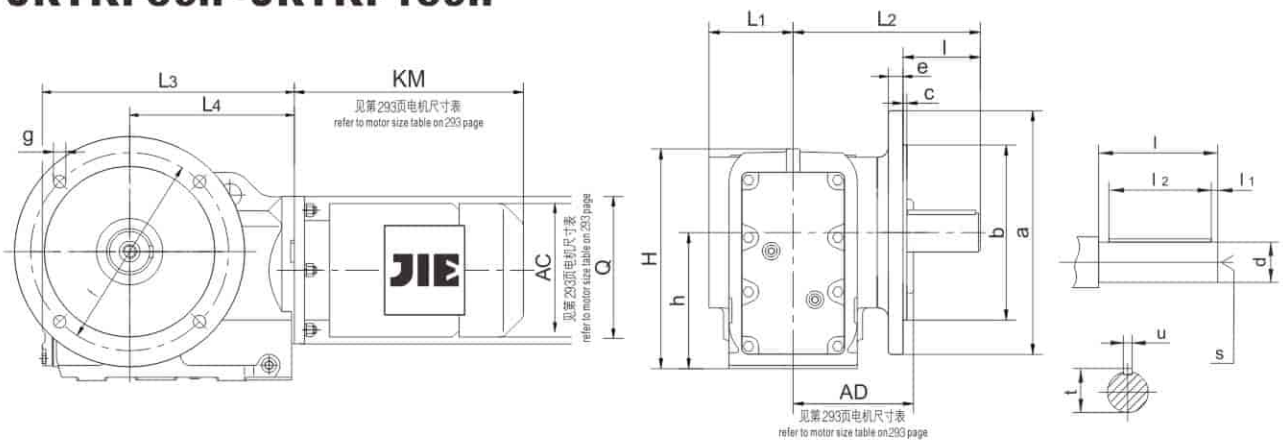

JRTKAF39..~JRTKAF159..

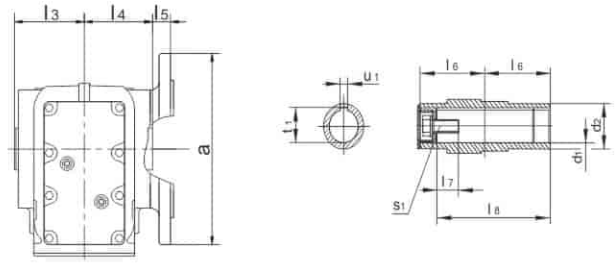

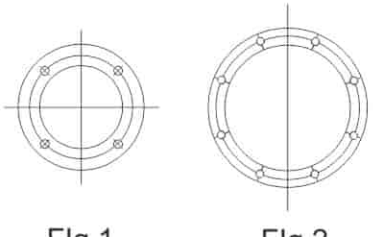

Flg.1 Flg.2

法兰型式
Flange form

型号 Model	法兰型式 Flange form	a b	c e	f g h	轴伸尺寸 Shaft dimension d l	 l_1 l_2	 s	 t u	空心轴尺寸 Hollow shaft dimension d_1 d_2	 l_3 l_4 l_5	 l_6 l_7 l_8	 s_1	 t_1 u_1	H	L_1 L_2 L_3	L_4 N Q
JRTKF39..	Flg.1	160	3.5	130 9 100	25k6	5	M10	28	30H7	63 60 24	60 17 105	M10 X 25	33.3	162	57.5 134 213.5	139 8.5 120
JRTKAF39..		110j6	10		50	40		8	45				8			
JRTKF49..	Flg.1	200	3.5	165 11 112	30k6	3.5	M10	33	35H7	78 75 25	75 22 132	M12 X 30	38.3	182.5	72 160 243.5	166 7.2 160
JRTKAF49..		130j6	10		60	50		8	50				10			
JRTKF59..	Flg.1	250	4	215 13.5 132	35k6	7	M12	38	40H7	86 83 23.5	83 29 142	M16 X 40	43.3	213	80 177 267.5	173 13.1 160
JRTKAF59..		180j6	15		70	56		10	55				12			
JRTKF69..	Flg.1	250	4	215 13.5 140	40k6	5	M16	43	40H7	94 90 23	90 29 156	M16 X 40	43.3	225	86.5 193 274	179 20 160
JRTKAF69..		180j6	15		80	70		12	55				12			
JRTKF79..	Flg.1	300	4	265 13.5 180	50k6	10	M16	53.5	50H7	108 105 37	105 32 183	M16 X 45	53.8	285	101 242 312	202 31.3 200
JRTKAF79..		230j6	16		100	80		14	70				14			
JRTKF89..	Flg.1	350	5	300 17.5 212	60m6	5	M20	64	60H7	123 120 30	120 36 210	M20 X 50	64.4	335	116 270 386.5	257 25.9 250
JRTKAF89..		250h6	18		120	110		18	85				18			
JRTKF99..	Flg.2	450	5	400 17.5 265	70m6	7.5	M20	74.5	70H7	153 150 41.5	150 34 270	M20 X 50	74.9	409	171 332 433.5	277 32.3 300
JRTKAF99..		350h6	22		140	125		20	95				20			
JRTKF109..	Flg.2	450	5	400 17.5 315	90m6	5	M24	95	90H7	178 175 41	175 40 313	M24 X 60	95.4	500	175 386 537	341 52 350
JRTKAF109..		350h6	25		170	160		25	118				25			
JRTKF129..	Flg.2	550	5	500 17.5 375-1	110m6	15	M24	116	100H7	208 205 51	205 38 373	M24 X 60	106.4	592	203 466 615	390 53 450
JRTKAF129..		450h6	22		210	180		28	135				28			
JRTKF159..	Flg.2	660	6	600 22 450-1	120m6	5	M24	127	120H7	253 250 60	250 36 460	M24 X 60	127.4	705	253 520 706	426 71.7 550
JRTKAF159..		550h6	28		210	200		32	155				32			

JRTKAZ39..~JRTKAZ159..

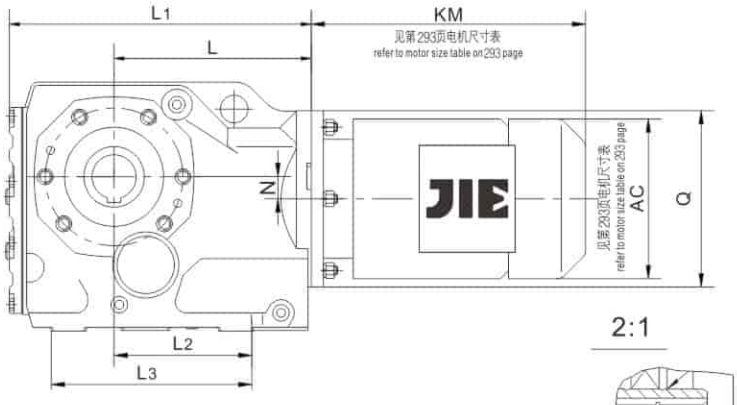

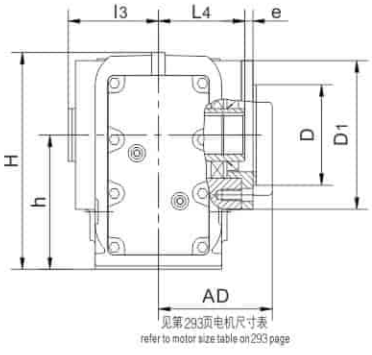

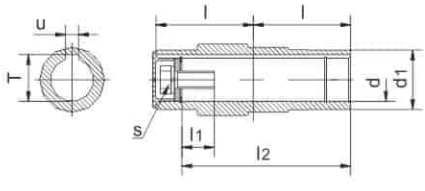

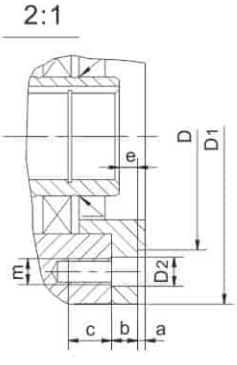



JRTK..Z99..



JRTK..Z109..



JRTK..Z39..

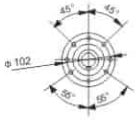

JRTK..Z49..

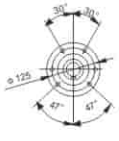

JRTK..Z59..
JRTK..Z69..

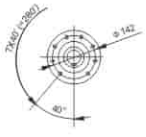

JRTK..Z79..

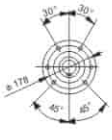

JRTK..Z89..

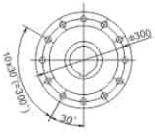

JRTK..Z129..



JRTK..Z159..

JRTKHZ39..~JRTKHZ159..

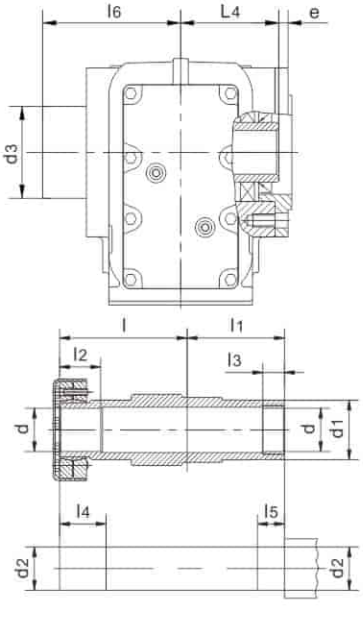

JRTKVZ39..~JRTKVZ109..

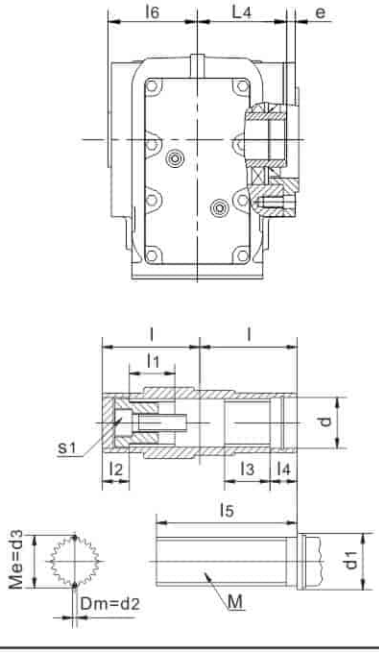

型 号 Model	a b c	e m D	D_1 D_2 L	L_1 L_2 L_3	L_4 f n	H	l	l_1	l_2	l_3	l_4	l_5
JRTKAZ39..	3	9	110	213.5	60	162	60	17	105	63	–	–
JRTKHZ39..	11.5	M8	9	97	94		86	60	31	20	36	25
JRTKVZ39..	12	80j6	139	147	8.5		60	25	18	25	18	85
JRTKAZ49..	3	8.5	120	243.5	75	182.5	75	22	132	78	–	–
JRTKHZ49..	11	M8	9	120	102		102	75	32	20	37	25
JRTKVZ49..	12	80j6	166	175	7.2		75	32	18	32	18	115
JRTKAZ59..	3.5	9	155	267.5	90	213	83	29	142	86	–	–
JRTKHZ59..	12	M12	13.5	124.5	125		112	83	26	20	31	25
JRTKVZ59..	20	105j6	173	191.5	13.1		83	32	18	32	18	130
JRTKAZ69..	3.5	8.5	155	274	105	225	90	29	156	94	–	–
JRTKHZ69..	12	M12	13.5	129	125		118	90	38	20	43	25
JRTKVZ69..	20	105j6	179	196	20		90	42	25	42	25	130
JRTKAZ79..	3.5	10	170	312	105	285	105	32	183	108	–	–
JRTKHZ79..	14	M12	13.5	140	142		136	105	36	30	41	35
JRTKVZ79..	20	125j6	202	205	31.3		105	52	23	52	23	160
JRTKAZ89..	4	11	215	386.5	120	335	120	36	210	123	–	–
JRTKHZ89..	15	M16	17.5	186	178		161	120	41	40	46	45
JRTKVZ89..	26	155j6	257	274	25.9		120	62	25	62	25	180
JRTKAZ99..	4	14	260	433.5	150	409	150	34	270	153	–	–
JRTKHZ99..	18	M16	17.5	196	220		195	150	55	50	60	55
JRTKVZ99..	26	180j6	277	309	32.5		150	72	25	72	25	240
JRTKAZ109..	4	–12	304	537	175	500	175	40	313	178	–	–
JRTKHZ109..	22	M20	22	230	260		230	175	65	60	75	70
JRTKVZ109..	30	210j6	341	370	52		175	89	26	89	26	290
JRTKAZ129..	5	0	350	615	205	592	205	38	373	208	–	–
JRTKHZ129..	30 28	M20 250h6	22 390	288 440	300 53		280	205	85	70	95	80
JRTKAZ159..	5	–14	400	706	250	705	250	36	460	253	–	–
JRTKHZ159..	28 36	M24 290h6	26 426	298 480	340 71.7		330	250	90	80	100	90

型 号 Model	l_6	d	d_1	d_2	d_3	u	T	S	S_1	M
JRTKAZ39..	–	30H7	45	–	–	8	33.3	M10×25	–	–
JRTKHZ39..	104	30H7	45	30h6	80	–	–	–	–	–
JRTKVZ39..	62	$30_0^{+0.1}$	≥42	2.75	$33.03\,^{0}_{-0.03}$	–	–	–	M10×30	30×1.25×30×22
JRTKAZ49..	–	35H7	50	–	–	10	38.3	M12×30	–	–
JRTKHZ49..	120	35H7	50	35h6	88	–	–	–	–	–
JRTKVZ49..	77	$37_0^{+0.1}$	≥42	4	$38.92\,^{0}_{-0.03}$	–	–	–	M10×30	35×2×30×16
JRTKAZ59..	–	40H7	55	–	–	12	43.3	M16×40	–	–
JRTKHZ59..	136	40H7	55	40h6	100	–	–	–	–	–
JRTKVZ59..	85	$37_0^{+0.1}$	≥42	4	$38.92\,^{0}_{-0.03}$	–	–	–	M10×30	35×2×30×16
JRTKAZ69..	–	40H7	55	–	–	12	43.3	M16×40	–	–
JRTKHZ69..	142	40H7	55	40h6	100	–	–	–	–	–
JRTKVZ69..	90	$47_0^{+0.1}$	≥52	4	$48.85\,^{0}_{-0.03}$	–	–	–	M16×50	45×2×30×21
JRTKAZ79..	–	50H7	70	–	–	14	53.8	M16×45	–	–
JRTKHZ79..	176	50H7	70	50h6	124	–	–	–	–	–
JRTKVZ79..	105	$55_0^{+0.1}$	≥62	4	$54.13\,^{0}_{-0.03}$	–	–	–	M16×50	50×2×30×24
JRTKAZ89..	–	60H7	85	–	–	18	64.4	M20×50	–	–
JRTKHZ89..	199	65H7	85	65h6	165	–	–	–	–	–
JRTKVZ89..	120	$72_0^{+0.1}$	≥82	4	$68.96\,^{0}_{-0.04}$	–	–	–	M20×60	65×2×30×31
JRTKAZ99..	–	70H7	95	–	–	20	74.9	M20×50	–	–
JRTKHZ99..	229	75H7	95	75h6	200	–	–	–	–	–
JRTKVZ99..	150	$72_0^{+0.1}$	≥90	4	$74.15\,^{0}_{-0.04}$	–	–	–	M20×60	70×2×30×34
JRTKAZ109..	–	90H7	118	–	–	25	95.4	M24×60	–	–
JRTKHZ109..	246	95H7	118	95h6	196	–	–	–	–	–
JRTKVZ109..	178	$90_0^{+0.1}$	≥105	6	$90.99\,^{0}_{-0.04}$	–	–	–	M20×60	85×3×30×27
JRTKAZ129..	–	100H7	135	–	–	28	106.4	M24×60	–	–
JRTKHZ129..	299	105H7	135	105h6	229	–	–	–	–	–
JRTKAZ159..	–	120H7	155	–	–	32	127.4	–	–	–
JRTKHZ159..	354	125H7	155	125h6	315	–	–	–	–	–

JRTKVZ...花键轴执行DIN标准，需要GB或ISO标准请咨询杰牌

JRTKVZ...Spline shaft is a cording to DIN standard .If you need GB or ISO standard . Please contact with us.

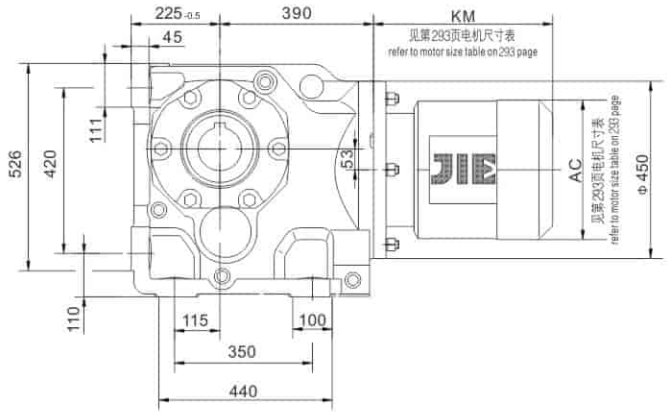

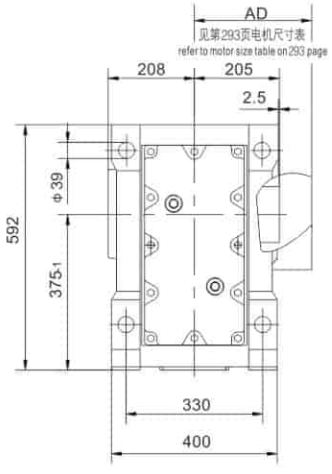

JRTK..129/T..

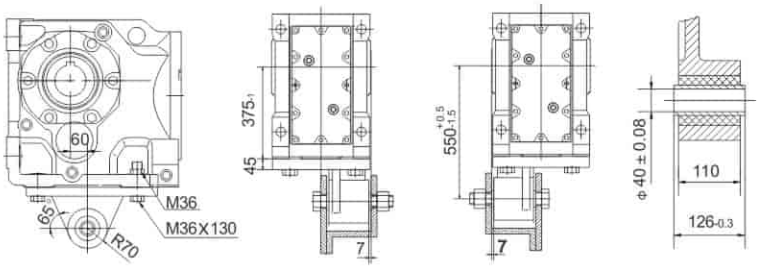

JRTKA129..

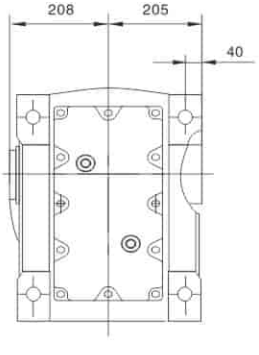

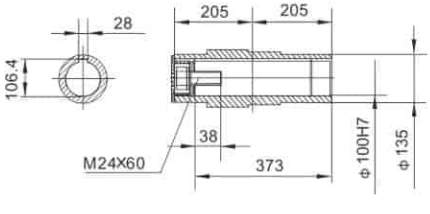

JRTKH129..

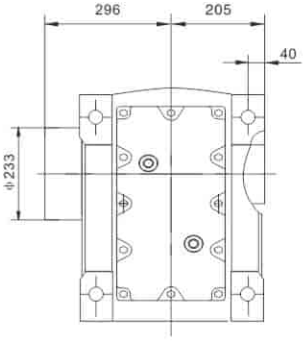

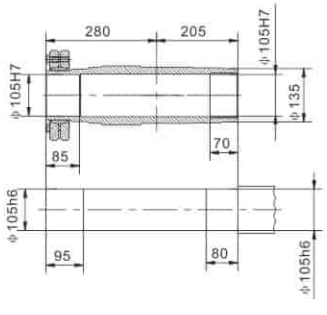

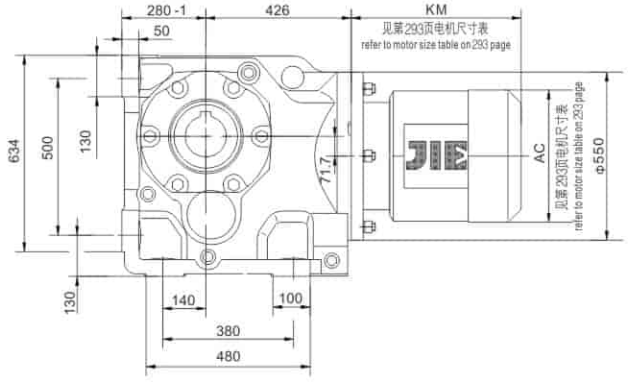

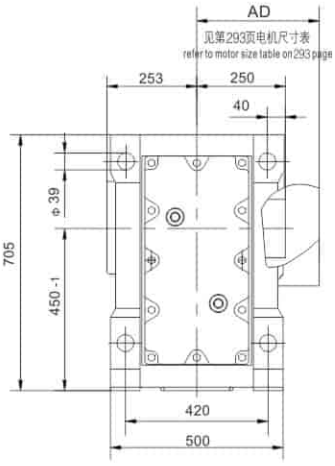

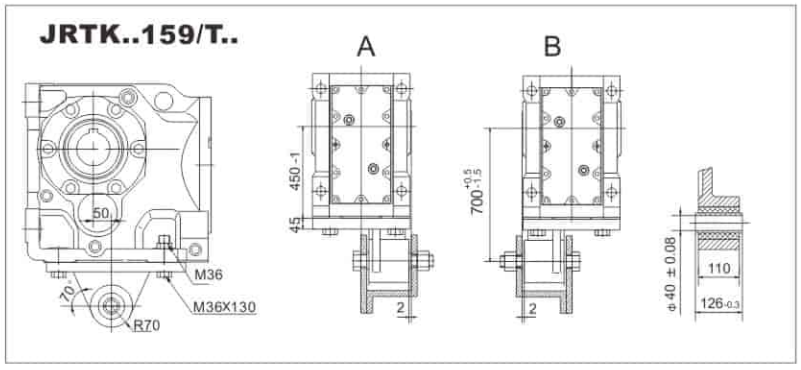

JRTKA159..

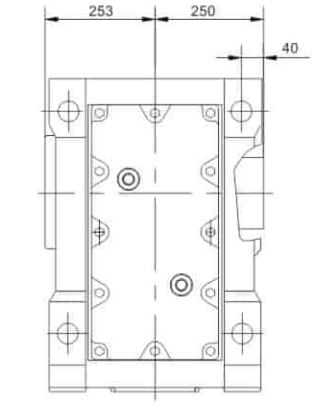

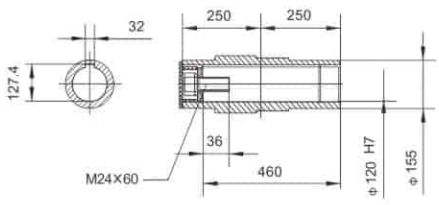

JRTKH159..

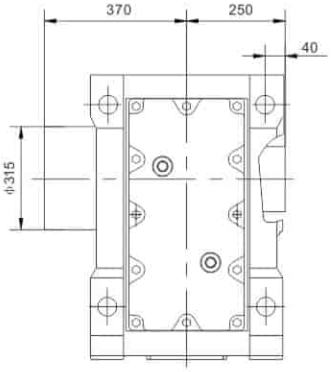

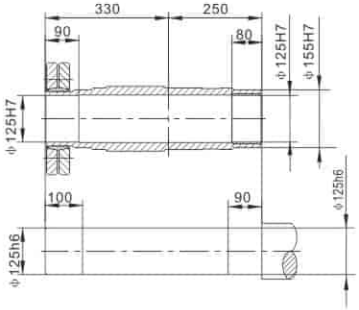

JRTK169..

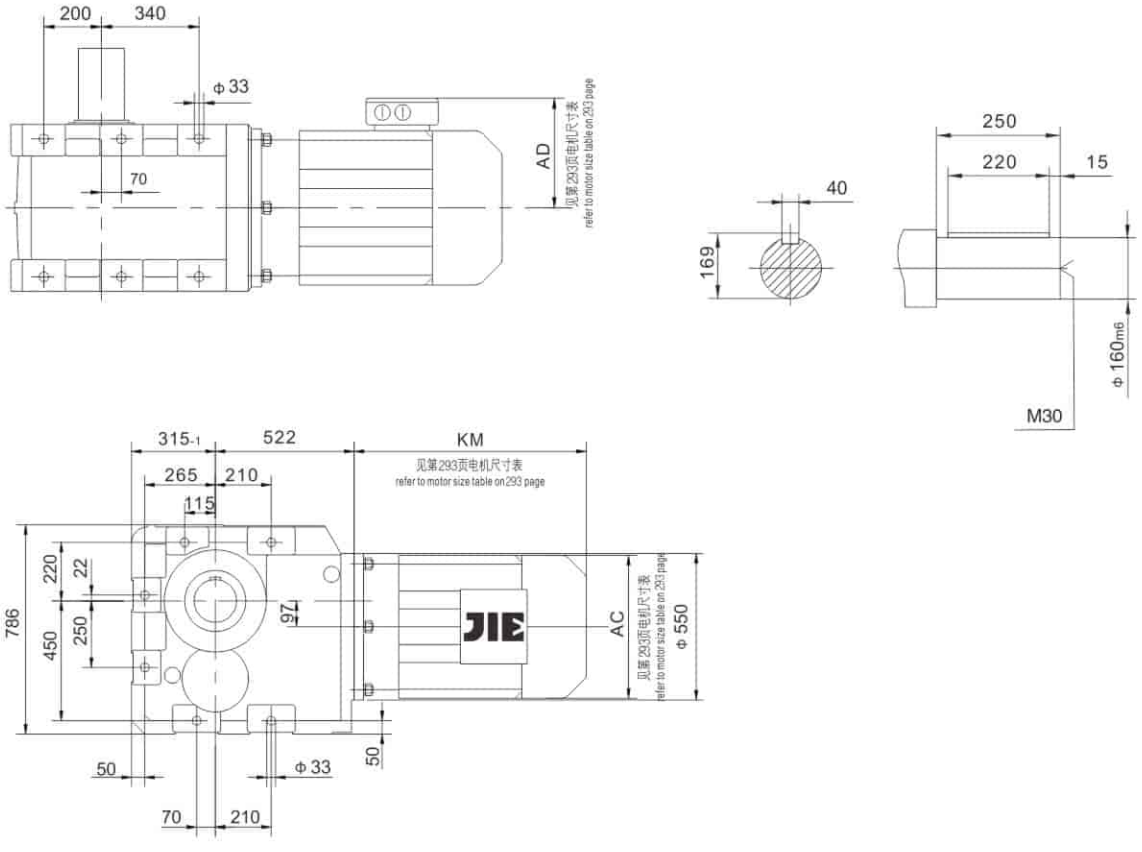
200
340
Φ33
70
AD
见第293页电机尺寸表
refer to motor size table on 293 page
250
220
15
40
169
Φ160m6
M30
315-1
522
KM
265
210
115
786
450
220
22
250
97
AC
Φ550
50
Φ33
70
210

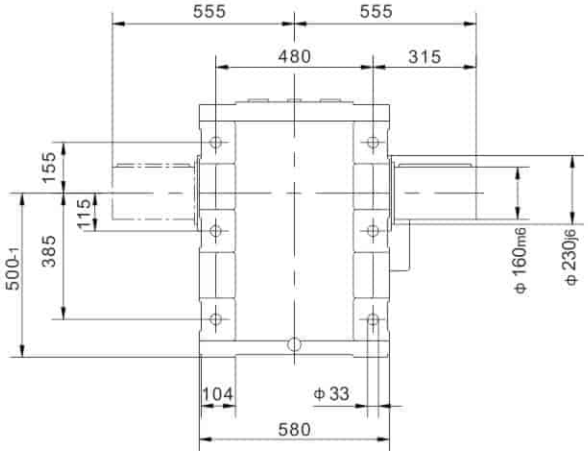
555
555
480
315
155
115
385
500-1
Φ160m6
Φ230j6
104
Φ33
580

JRTKH169..

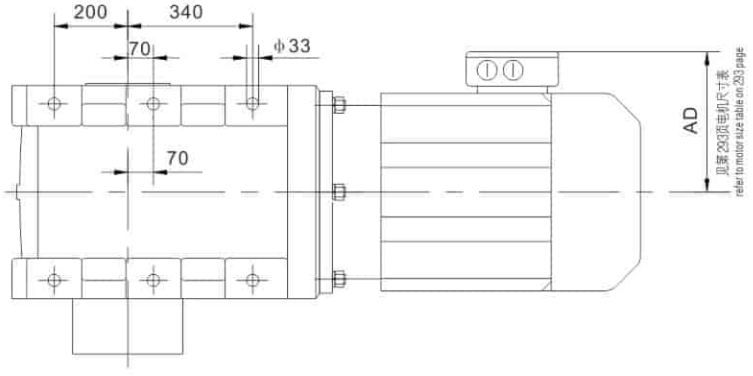
200
340
70
φ33
70
AD
见第293页电机尺寸表
refer to motor size table on 293 page

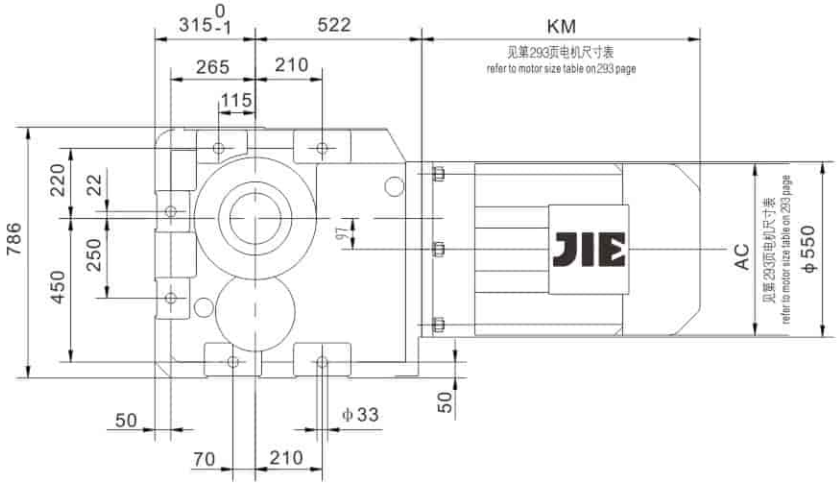
315 0 -1
522
KM
见第293页电机尺寸表
refer to motor size table on 293 page
265
210
115
220
22
250
450
786
φ7
AC
φ550
50
50
φ33
70
210

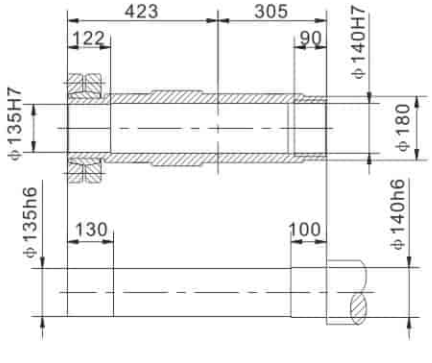
423
305
122
90
φ140H7
φ135H7
φ180
φ135h6
φ140h6
130
100

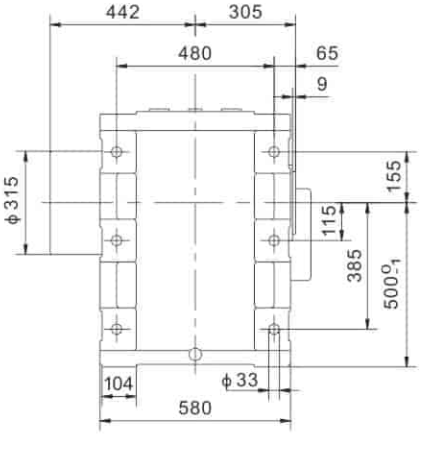
442
305
480
65
9
φ315
155
115
385
500 0 -1
104
φ33
580

JRTK189..

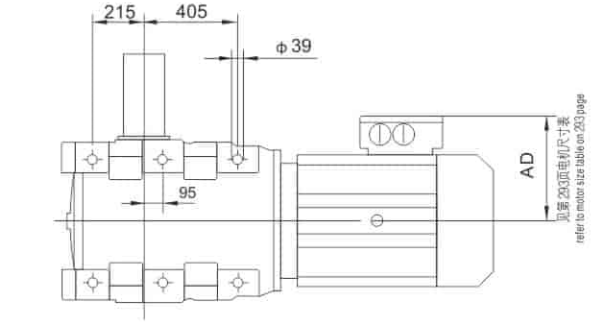
215
405
Φ39
95
AD
见第293页电机尺寸表
refer to motor size table on 293 page

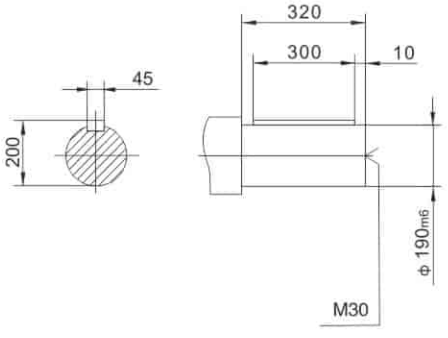
320
300
10
45
200
Φ190m6
M30

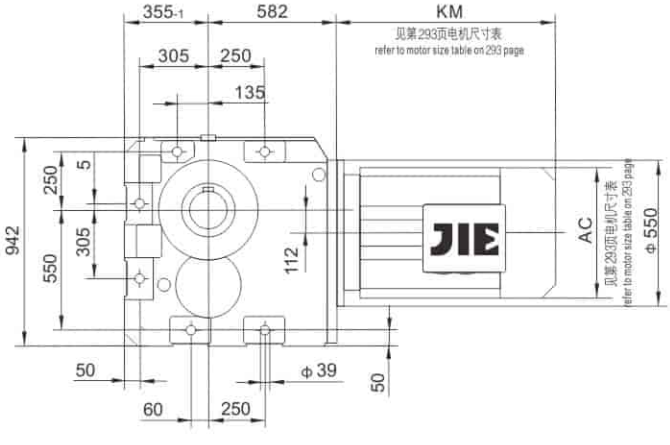
355-1
582
KM
见第293页电机尺寸表
refer to motor size table on 293 page
305
250
135
250
5
305
550
942
112
AC
见第293页电机尺寸表
refer to motor size table on 293 page
Φ550
50
Φ39
50
60
250

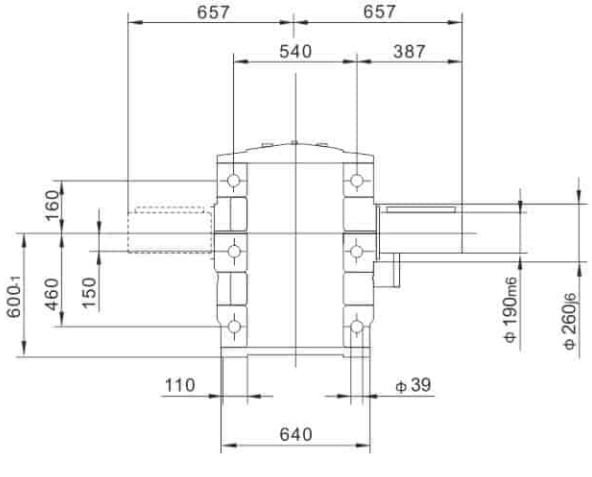
657
657
540
387
160
600-1
460
150
Φ190m6
Φ260j6
110
Φ39
640

JRTKH189..

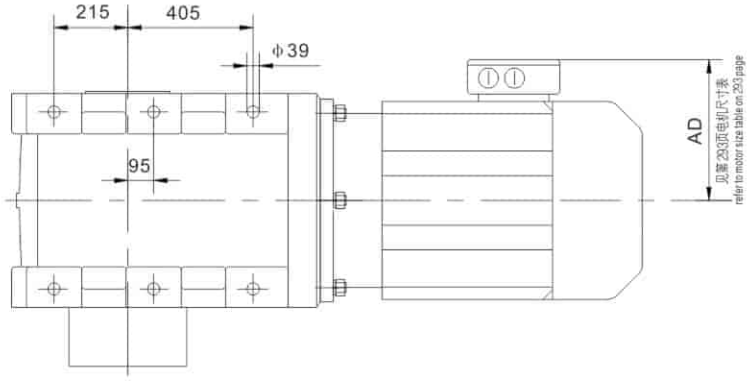
215
405
ϕ39
95
AD
见第293页电机尺寸表
refer to motor size table on 293 page

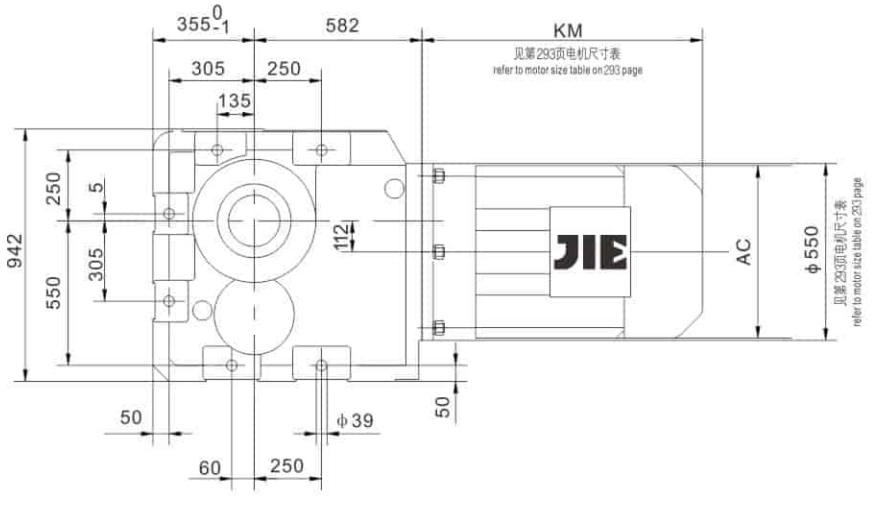
355 0 -1
582
KM
见第293页电机尺寸表
refer to motor size table on 293 page
305
250
135
942
550
250
5
305
112
AC
ϕ550
见第293页电机尺寸表
refer to motor size table on 293 page
50
50
ϕ39
60
250

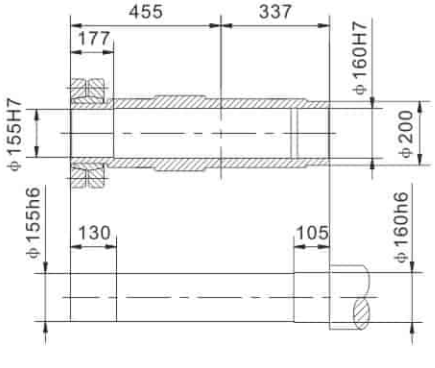
455
337
177
ϕ160H7
ϕ155H7
ϕ200
ϕ155h6
130
105
ϕ160h6

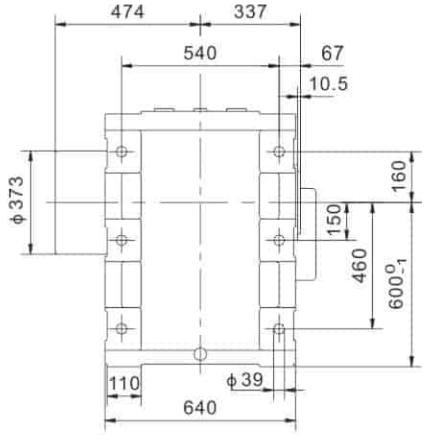
474
337
540
67
10.5
ϕ373
160
150
460
600 0 -1
110
ϕ39
640

JRTK..AD..

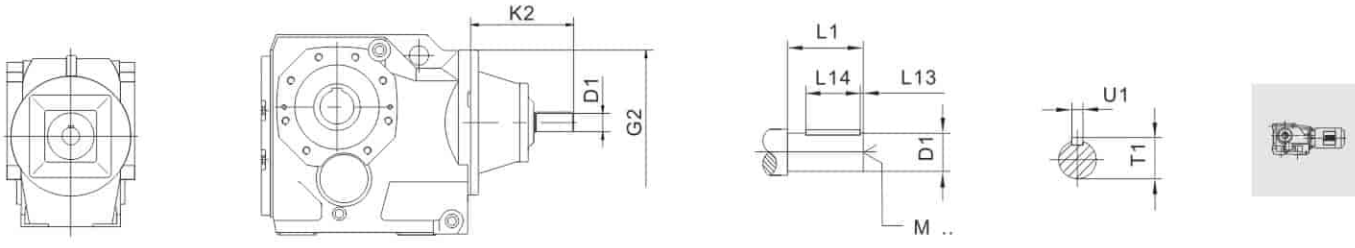

		G2	K2	D1	L1	L13	L14	T1	U1	M
JRTK..39	AD1	120	102	16k6	40	4	32	18	5	M5
	AD2		130	19k6	40	4	32	21.5	6	M6
JRTK..49 JRTK..59 JRTK..69	AD2	160	123	19k6	40	4	32	21.5	6	M6
	AD3		159	24k6	50	5	40	27	8	M8
JRTK..79	AD2	200	116	19k6	40	4	32	21.5	6	M6
	AD3		151	24k6	50	5	40	27	8	M8
	AD4		224	38k6	80	5	70	41	10	M12
JRTK..89	AD2	250	111	19k6	40	4	32	21.5	6	M6
	AD3		156	28k6	60	5	50	31	8	M10
	AD4		219	38k6	80	5	70	41	10	M12
	AD5		292	42k6	110	10	70	45	12	M16
JRTK..99	AD3	300	151	28k6	60	5	50	31	8	M10
	AD4		214	38k6	80	5	70	41	10	M12
	AD5		287	42k6	110	10	70	45	12	M16
	AD6		327	48k6	110	10	80	51.5	14	M16
JRTK..109	AD3	350	145	28k6	60	5	50	31	8	M10
	AD4		208	38k6	80	5	70	41	10	M12
	AD5		281	42k6	110	10	70	45	12	M16
	AD6		321	48k6	110	10	80	51.5	14	M16
JRTK..129	AD4	450	193	38k6	80	5	70	41	10	M12
	AD5		266	42k6	110	10	70	45	12	M16
	AD6		306	48k6	110	10	80	51.5	14	M16
	AD7		300	55m6	110	10	90	59	16	M20
	AD8		383	70m6	140	15	110	74.5	20	M20
JRTK..159 JRTK..169 JRTK..189	AD5	550	258	42k6	110	10	70	45	12	M16
	AD6		298	48k6	110	10	80	51.5	14	M16
	AD7		292	55m6	110	10	90	59	16	M20
	AD8		374	70m6	140	15	110	74.5	20	M20

JRTK..R..

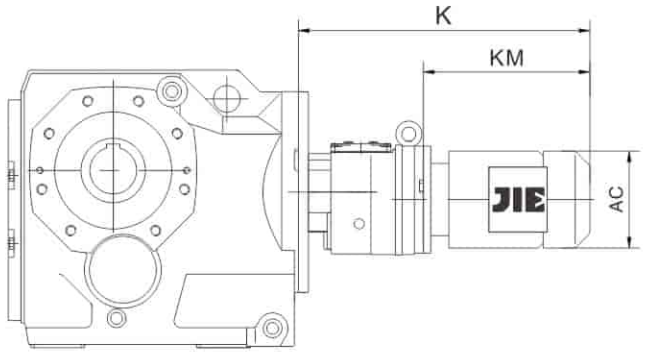

		AC	K	KM
JRTK..39R19	DN63..	120	330	198
	DN71..	135	360	228
	DN80.	156	411	279
JRTK..49R39 JRTK..59R39	DN63..	120	363	198
	DN71..	135	393	228
	DN80..	156	444	279
JRTK..69R39	DN63..	120	363	198
	DN71..	135	393	228
	DN80..	156	444	279
	DN90..	175	516	351
JRTK..79R39	DN63..	120	355	198
	DN71..	135	385	228
	DN80..	156	436	279
	DN90..	175	508	351
JRTK..89R59	DN63..	120	408	192
	DN71..	135	437	221
	DN80..	156	488	272
	DN90..	175	500	284
	DN100..	198	575	359
JRTK..99R59	DN63..	120	403	192
	DN71..	135	432	221
	DN80..	156	483	272
	DN90..	175	495	284
	DN100..	198	570	359
	DN112M	221	603	392
JRTK..109R79	DN63..	120	433	186
	DN71..	135	461	214
	DN80..	156	512	265
	DN90..	175	524	277

		AC	K	KM
JRTK..109R79	DN100..	198	599	352
	DN112M	221	630	383
	DN132S	221	680	433
	DN132M	263	727	480
	DN160..	314	830	583
JRTK..129R89	DN80..	156	540	260
	DN90..	175	552	272
	DN100..	198	627	347
	DN112M	221	658	378
	DN132S	221	708	428
	DN132M	263	754	474
	DN160..	314	858	578
K..159R99 K169R99 KH169R99 K189R99 KH189R99	DN90..	175	592	267
	DN100..	198	667	342
	DN112M	221	698	373
	DN132S	221	748	423
	DN132M	263	795	470
	DN160..	314	898	573
	DN180M	355	944	619
	DN180L	355	992	667
K..159R109 K169R109 KH169R109 K189R109 KH189R109	DN90L	175	702	320
	DN100..	198	718	336
	DN112M	221	749	367
	DN132S	221	799	417
	DN132M	263	843	461
	DN160..	314	949	567
	DN180M	355	995	613
	DN180L	355	1043	661
	DN200L	397	1056	674

注：上表中三相异步电动机尺寸为参考尺寸，因空间限制对电机尺寸有严格要求时请咨询杰牌。

Notes:The dimension of motor in the above table is only for reference .If you have special require, pls consult us.

九. JRTS 蜗杆副-齿轮减速电机
JRTS Helical Worm Gearmotor

1. 设计方案
Mounting Options

JRTS蜗杆副–齿轮减速电机有以下设计方案:
The following types of helical-worm gearmotor can be supplied.

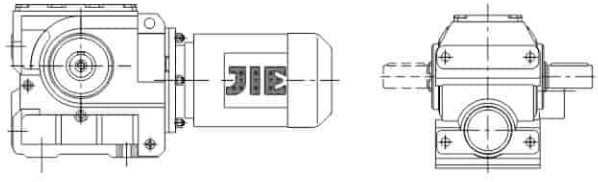

JRTS..D..
底脚安装
Foot-mounted

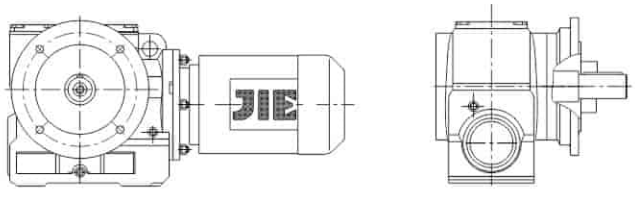

JRTSF..D..
法兰盘安装
flange-mounted version.

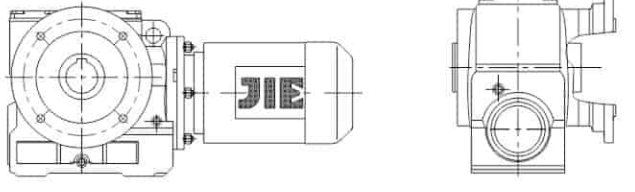

JRTSAF..D..
B5 法兰空心轴安装
B5 flange-mounted version with hollow shaft.

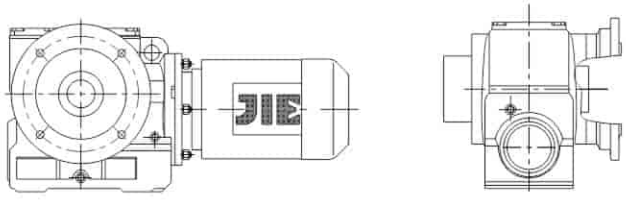

JRTSHF..D..
B5 法兰空心轴锁紧盘安装
B5 flange-mounted version with hollow shaft and shrink disk.

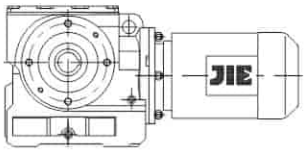
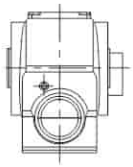

JRTSA..D..
空心轴安装
hollow shaft.

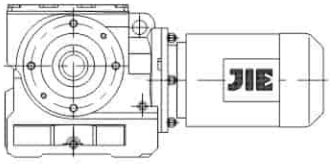
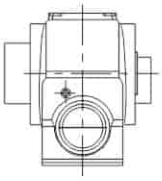

JRTSH..D..
空心轴锁紧盘安装
hollow shaft and shrink disk.

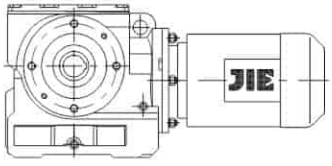
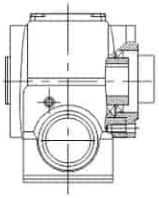

JRTSAZ..D..
B14 法兰空心轴安装
B14 flange-mounted version with hollow shaft.

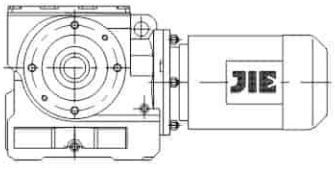
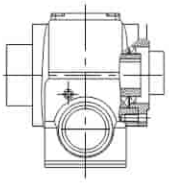

JRTSHZ..D..
B14 法兰空心轴锁紧盘安装
B14 flange-mounted version with hollow shaft and shrink disk.

2. 可行组合方式
Type of Combination

以下是JRTS蜗杆副–齿轮减速机与三相异步电动机功率(4极电机)的组合列表。表中给出了每种组合的速比范围。
The below is combination table between gear box and electromotor in each list the ratio range.

三相异步电动机功率 kW / 减速机型号	级 Stages	0.12~0.37	0.55~0.75	1.1~1.5	2.2~3	4	5.5	7.5
JRTS/SF/SA/SAF39	2	3.97-18.24 19.89-51.30 55.93-157.43	3.97-15.53 19.13 22.50-43.68 53.83 63.33-122.94	3.97-13.39 19.13 22.50-37.66 53.83 63.33-106.00				
JRTS/SF/SA/SAF49	2	4.00-17.62 20.33-54.59 63.80-201.00	4.00-17.62 20.33-54.59 67.20 71.75-158.12	4.00-19.54 23.20-47.32 56.61 67.20 71.75-137.05	4.00-14.24 19.54 23.20-38.23 56.61 67.20 71.75-110.73			
JRTS/SF/SA/SAF59	2	4.00-17.62 20.33-54.59 63.80-201.00	4.00-17.62 20.33-54.59 67.20 71.75-158.12	4.00-19.54 23.20-47.32 56.61 67.20 71.75-137.05	4.00-14.24 19.54 23.20-38.23 56.61 67.20 71.75-110.73			
JRTS/SF/SA/SAF69	2	11.03-17.28 20.37-23.22 24.44 29.63-54.70 62.35-65.63 75.06 85.83-217.41	8.69-17.28 20.37-23.22 24.44-54.70 62.35-65.63 75.06 85.83-217.41	7.56-17.28 20.37-23.22 24.44-54.70 62.35-65.63 78.00-190.1	7.56-17.28 20.37 23.33 26.93-54.70 67.57 78.00-158.45	7.56-20.30 23.33 26.93-46.40 58.80 67.57 78.00-134.40	7.56-13.73 20.30 23.33 26.93-36.85 58.80 67.57 78.00-106.75	7.56-13.73 20.30 23.33 26.93-36.85 58.80 67.57 78.00-106.75
JRTS/SF/SA/SAF79	2	15.28-18.42 20.99 22.89 35.94-53.87 63.03 71.33-75.09 107.83-256.47	12.07-18.42 20.99 22.89 28.41-53.87 63.03 71.33-75.09 85.22-256.47	8.06-18.42 20.99 22.89-75.09 85.22-225.26	8.06-18.42 20.99 22.89-66.67 75.20-189.09	8.06-18.42 20.99 22.89-56.92 66.67 75.20-161.60	8.06-18.97 22.22 25.07-43.33 56.92 66.67 75.20-130.00	8.06-18.97 22.22 25.07-43.33 56.92 66.67 75.20-130.00
JRTS/SF/SA/SAF89	2		17.49-19.70 21.43 25.50 39.10-57.00 64.27-70.43 81.76 91.20 123.48-288.00	12.21-19.70 21.43 25.50-57.00 64.27-70.43 81.76-288.00	9.07-19.70 21.43 25.50-57.00 64.27-86.15 99.26-258.18	9.07-19.70 21.43 25.50-57.00 64.27-77.14 86.15 99.26-222.40	7.88-19.70 21.43 25.50-64.00 77.14 86.15 99.26-180.00	
JRTS/SF/SA/SAF99	2		23.59 26.39 49.87-60.59 71.43 80.85 161.74-286.40	17.05-23.59 26.39 36.05-60.59 71.43 80.85 116.92-286.40	13.07-23.59 26.39 32.60-60.59 71.43 80.85-286.40	13.07-23.59 26.39 32.60-60.59 71.43 80.85-286.40	8.26-23.59 26.39 32.60-78.26 89.60-231.67	8.26-23.59 26.39 32.60-78.26 89.60-231.67

三相异步电动机功率 kW / 减速机型号	级 Stages	9.2	11	15	18.5~22			
JRTS/SF/SA/SAF79	2	8.06-13.76 18.97 22.22 25.07-32.38 56.92 66.67 75.20-97.14	8.06-13.76 18.97 22.22 25.07-32.38 56.92 66.67 75.20-97.14					
JRTS/SF/SA/SAF89	2	7.88-20.27 24.43 27.28-44.03 64.00 77.14 86.15 99.26-139.05	7.88-20.27 24.43 27.28-44.03 64.00 77.14 86.15 99.26-139.05	7.88-20.27 24.43 27.28-44.03 64.00 77.14 86.15 99.26-139.05	7.88-15.64 20.27 24.43 27.28-34.96 64.00 77.14 86.15 99.26-110.40			
JRTS/SF/SA/SAF99	2	8.26-23.59 26.39 32.60-55.79 65.45 78.26 89.60-180.95	8.26-23.59 26.39 32.60-55.79 65.45 78.26 89.60-180.95	8.26-23.59 26.39 32.60-55.79 65.45 78.26 89.60-180.95	8.26-21.23 24.13 27.63-44.89 65.45 78.26 89.60-145.60			

3. 传动比与最大扭矩
Ratio and max nominal torque

JRTS39-59 n_e=1400 r/min

JRTS39			90Nm	
i	n_a [r/min]	M_{amax} [Nm]	F_{Ra} [N]	AD
157.43	8.9	92	3000	
144.40	9.7	92	3000	
122.94	11	91	3000	
106.00	13	88	3000	
98.80	14	87	3000	AD_1
86.36	16	86	3000	
80.96	17	85	3000	
71.44	20	84	3000	
63.33	22	82	3000	
55.93	25	81	3000	
53.83	26	80	3000	AD_2
51.30	27	81	3000	
43.68	32	81	3000	
37.66	37	79	3000	
35.10	40	78	3000	
30.68	46	76	2870	AD_1
28.76	49	75	2800	
25.38	55	74	2660	
22.50	62	73	2530	
19.89	70	52	2470	
19.13	73	71	2380	AD_2
18.24	77	52	2380	AD_1
15.53	90	50	2240	
13.39	105	49	2110	
12.48	112	48	2060	
10.91	128	48	1940	
10.23	137	47	1900	
9.02	155	46	1810	
8.00	175	45	1730	AD_2
6.80	206	43	1630	
6.33	221	35	1670	
5.38	260	34	1570	
4.86	288	33	1520	
3.97	353	32	1400	

JRTS49			170Nm	
i	n_a [r/min]	M_{amax} [Nm]	F_{Ra} [N]	AD
201.00	7.0	170	5340	
184.80	7.6	170	5340	
158.12	8.9	170	5340	
137.05	10	168	5350	
128.10	11	168	5350	
110.73	13	168	5350	AD_1
94.08	15	168	5350	
84.00	17	167	5360	
71.75	20	167	5360	
69.39	20	155	5370	
67.20	21	167	5360	
63.80	22	155	5370	
56.61	25	165	5320	AD_2
54.59	26	155	5150	
47.32	30	155	4850	AD_1
44.22	32	155	4710	
38.23	37	155	4430	
32.48	43	155	4120	
29.00	48	155	3920	
24.77	57	155	3650	
23.20	60	152	3570	
20.33	69	110	3370	
19.54	72	144	3370	
17.62	79	110	3160	
16.47	85	110	3060	
14.24	98	110	2850	AD_2
12.10	116	109	2650	
10.80	130	109	2500	
9.23	152	109	2310	
8.64	162	109	2230	
7.28	192	103	2110	
6.83	205	78	2300	
6.40	219	76	2260	
5.39	260	74	2110	
4.76	294	72	2010	
4.00	350	61	1980	

JRTS59			300Nm	
i	n_a [r/min]	M_{amax} [Nm]	F_{Ra} [N]	AD
201.00	7.0	295	7130	
184.80	7.6	295	7130	
158.12	8.9	295	7130	
137.05	10	295	7130	AD_1
128.10	11	295	7130	
110.73	13	295	7130	
94.08	15	295	7130	
84.00	17	295	7130	
71.75	20	290	7170	
69.39	20	245	7520	
67.20	21	285	7220	
63.80	22	245	7520	
56.61	25	265	7370	
54.59	26	245	7520	
47.32	30	245	7520	
44.22	32	245	7520	
38.23	37	245	7320	
32.48	43	245	6840	
29.00	48	245	6520	
24.77	57	245	6100	
23.20	60	245	5930	
20.33	69	168	5690	AD_2
19.54	72	215	5720	
17.62	79	168	5350	
16.47	85	168	5200	
14.24	98	169	4860	
12.10	116	169	4520	
10.80	130	169	4290	
9.23	152	169	3990	
8.64	162	166	3900	
7.28	192	146	3790	
6.83	205	100	4100	
6.40	219	98	4010	
5.39	260	95	3760	
4.76	294	93	3590	
4.00	350	88	3380	

JRTS69-89 n_e=1400 r/min

JRTS69				520Nm
i	n_a [r/min]	M_{amax} [Nm]	F_{Ra} [N]	AD
217.41	6.4	520	8680	
190.11	7.4	520	8680	
180.60	7.8	520	8680	
158.45	8.8	520	8680	
134.40	10	520	8680	
121.33	12	520	8680	AD_2
106.75	13	520	8680	
100.80	14	520	8680	
85.83	16	520	8680	
78.00	18	520	8680	
75.06	19	480	9020	
67.57	21	520	8680	
65.63	21	480	9020	
62.35	22	480	9020	
58.80	24	500	8850	AD_3
54.70	26	480	8670	
46.40	30	480	8060	
41.89	33	480	7690	
36.85	38	480	7250	
34.80	40	480	7060	
29.63	47	480	6540	AD_2
26.93	52	480	6240	
24.44	57	340	6040	
23.33	60	480	5810	
23.22	60	340	5890	
20.37	69	340	5520	
20.30	69	425	5760	AD_3
17.28	81	340	5080	
15.60	90	340	4820	AD_2
13.73	102	340	4510	
12.96	108	340	4310	
11.03	127	340	3660	
10.03	140	340	3290	AD_3
8.69	161	335	2860	
7.56	185	295	3220	

JRTS79				1270Nm
i	n_a [r/min]	M_{amax} [Nm]	F_{Ra} [N]	AD
256.47	5.5	1270	11800	
225.26	6.2	1270	11800	
214.00	6.5	1270	11800	
189.09	7.4	1270	11800	
161.60	8.7	1260	11900	
148.15	9.4	1240	12000	
130.00	11	1210	12300	
123.20	11	1200	12400	
107.83	13	1170	12600	
97.14	14	1140	12900	AD_2
85.22	16	1100	13200	
75.20	19	1070	13400	
75.09	19	1100	13200	
71.33	20	1100	13200	
66.67	21	1040	13600	
63.03	22	1100	12800	
56.92	25	990	13300	
53.87	26	1100	11900	
49.38	28	1100	11500	
43.33	32	1100	10800	
41.07	34	1100	10500	
35.94	39	1100	9850	
32.38	43	1090	9400	
28.41	49	1050	8970	
25.07	56	1020	8550	
22.89	61	705	7440	
22.22	63	980	8220	
20.99	67	705	6820	AD_3
18.97	74	930	7800	
18.42	76	705	5920	
17.45	80	710	5470	
15.28	92	710	4610	
13.76	102	710	3960	
12.07	116	720	3000	
10.65	131	720	2280	
9.44	148	725	1040	AD_4
8.06	174	680	1160	

JRTS89				2280Nm
i	n_a [r/min]	M_{amax} [Nm]	F_{Ra} [N]	AD
288.00	4.9	2280	27900	
258.18	5.4	2280	27900	
222.40	6.3	2280	27900	
202.96	6.9	2260	28000	
180.00	7.8	2210	28100	
151.30	9.3	2150	28200	
139.05	10	2100	28300	
123.48	11	2060	28300	AD_2
110.40	13	2000	28400	
99.26	14	1960	28500	
91.20	15	1510	29100	
86.15	16	1880	28600	
81.76	17	1600	29000	
77.14	18	1820	28700	
70.43	20	1600	29000	
64.27	22	1600	29000	
64.00	22	1700	28900	AD_3
57.00	25	1600	29000	AD_2
47.91	29	1600	29000	
44.03	32	1600	29000	
39.10	36	1600	28200	AD_3
34.96	40	1600	27100	
31.43	45	1600	26000	
27.28	51	1600	24700	
25.50	55	1240	23400	
24.43	57	1600	23700	
21.43	65	1240	21800	
20.27	69	1600	22100	
19.70	71	1240	21100	
17.49	80	1240	20200	
15.64	90	1240	19300	AD_4
14.06	100	1240	18500	
12.21	115	1240	17400	
10.93	128	1240	16600	
9.07	154	1140	15900	
7.88	178	1010	15700	

JRTS99,JRTS39R19,JRTS49R19 n_e=1400 r/min



JRTS99				4000 Nm
i	n_a [r/min]	M_{amax} [Nm]	F_{Ra} [N]	AD
286.40	4.9	4000	36300	
262.22	5.3	4000	36300	
231.67	6.0	4000	36300	
196.52	7.1	4000	36300	
180.95	7.7	3920	36500	
161.74	8.7	3840	36600	AD_3
145.60	9.6	3730	36800	
131.85	11	3650	37000	
116.92	12	3510	37200	
105.71	13	3440	37300	
89.60	16	3240	37600	
80.85	17	3230	37600	
78.26	18	3080	37900	
71.43	20	3300	37500	AD_4
65.45	21	2900	38100	AD_3
60.59	23	3300	37500	
55.79	25	3300	37100	
49.87	28	3300	35600	
44.89	31	3300	34100	AD_4
40.65	34	3300	32800	
36.05	39	3300	31300	
32.60	43	3200	30400	
27.63	51	3010	29000	AD_5
26.39	53	2600	26100	AD_4
24.13	58	2870	28000	
23.59	59	2600	24900	
21.23	66	2600	23700	
19.23	73	2600	22700	
17.05	82	2570	21100	AD_5
15.42	91	2470	20800	
13.07	107	2330	20100	
11.41	123	2210	19500	
9.55	147	2040	18800	
8.26	169	1770	18800	

JRTS39R19				90Nm	
i	n_a [r/min]	Stage S39	Stage R19	M_{amax} [Nm]	F_{Ra} [N]
10037	0.14	2	3	92	3000
8654	0.16	2	3	92	3000
8066	0.17	2	3	92	3000
7051	0.20	2	3	92	3000
6079	0.23	2	3	92	3000
5431	0.26	2	3	92	3000
4747	0.29	2	3	92	3000
4155	0.34	2	3	92	3000
3632	0.39	2	3	92	3000
2866	0.49	2	3	92	3000
2471	0.57	2	3	92	3000
2160	0.65	2	3	92	3000
1887	0.74	2	3	92	3000
1665	0.84	2	3	92	3000
1456	0.96	2	3	92	3000
1271	1.1	2	3	92	3000
1121	1.2	2	3	92	3000
994	1.4	2	3	92	3000
869	1.6	2	3	92	3000
774	1.8	2	2	92	3000
666	2.1	2	2	92	3000
596	2.3	2	2	92	3000
521	2.7	2	2	92	3000
456	3.1	2	2	92	3000
398	3.5	2	2	92	3000
351	4.0	2	2	92	3000
303	4.6	2	2	92	3000
265	5.3	2	2	92	3000
232	6.0	2	2	92	3000
202	6.9	2	2	92	3000
179	7.8	2	2	92	3000
158	8.9	2	2	92	3000
144	9.7	2	2	92	3000
118	12	2	2	92	3000
110	13	2	2	92	3000

JRTS49R19				185Nm	
i	n_a [r/min]	Stage S49	Stage R19	M_{amax} [Nm]	F_{Ra} [N]
12909	0.11	2	3	185	5250
11189	0.13	2	3	185	5250
10374	0.13	2	3	185	5250
8992	0.16	2	3	185	5250
7860	0.18	2	3	185	5250
6887	0.20	2	3	185	5250
6055	0.23	2	3	185	5250
5259	0.26	2	3	185	5250
4637	0.30	2	3	185	5250
4092	0.34	2	3	185	5250
3582	0.39	2	3	185	5200
3131	0.45	2	3	185	5200
2714	0.52	2	3	185	5200
2412	0.58	2	3	185	5200
2131	0.66	2	3	185	5200
1863	0.75	2	3	185	5200
1663	0.84	2	3	185	5200
1435	0.98	2	3	185	5200
1254	1.1	2	3	185	5200
1120	1.2	2	3	185	5200
1083	1.3	2	3	185	5200
965	1.5	2	3	185	5200
956	1.5	2	3	185	5200
865	1.6	2	2	185	5200
750	1.9	2	2	185	5200
655	2.1	2	2	185	5200
574	2.4	2	2	185	5200
506	2.8	2	2	185	5200
438	3.2	2	2	185	5200
388	3.6	2	2	185	5200
336	4.2	2	2	185	5200
294	4.8	2	2	185	5200
257	5.4	2	2	185	5200
229	6.1	2	2	185	5200
200	7.0	2	2	185	5200
187	7.5	2	2	185	5200
165	8.5	2	2	185	5200
148	9.5	2	2	185	5200
131	11	2	2	185	5200

JRTS59R19,JRTS69/79R39 n_e=1400 r/min

JRTS59R19					300 N m
i	n_a [r/min]	Stage S59	Stage R19	M_{amax} [Nm]	F_{Ra} [N]
12909	0.11	2	3	330	6800
11189	0.13	2	3	330	6800
10374	0.13	2	3	330	6800
8992	0.16	2	3	330	6800
7860	0.18	2	3	330	6800
6887	0.20	2	3	330	6800
6055	0.23	2	3	330	6800
5292	0.26	2	3	330	6800
4637	0.30	2	3	330	6800
4092	0.34	2	3	330	6800
3628	0.39	2	3	330	6800
3131	0.45	2	3	300	7090
2714	0.52	2	3	300	7090
2412	0.58	2	3	300	7090
2131	0.66	2	3	300	7090
1863	0.75	2	3	300	7090
1663	0.84	2	3	300	7090
1435	0.98	2	3	300	7090
1254	1.1	2	3	300	7090
1083	1.3	2	3	300	7090
965	1.5	2	2	300	7090
865	1.6	2	2	300	7090
750	1.9	2	2	300	7090
655	2.1	2	2	300	7090
574	2.4	2	2	300	7090
506	2.8	2	2	300	7090
438	3.2	2	2	300	7090
388	3.6	2	2	300	7090
336	4.2	2	2	300	7090
294	4.8	2	2	300	7090
269	5.2	2	2	300	7090
229	6.1	2	2	300	7090
204	6.9	2	2	300	7090
187	7.5	2	2	300	7090
165	8.5	2	2	300	7090
131	11	2	2	300	7090

JRTS69R39					570 N m
i	n_a [r/min]	Stage S69	Stage R39	M_{amax} [Nm]	F_{Ra} [N]
21362	0.07	2	3	570	8190
19594	0.07	2	3	570	8190
18120	0.08	2	3	570	8190
16682	0.08	2	3	570	8190
14383	0.10	2	3	570	8190
12774	0.11	2	3	570	8190
11013	0.13	2	3	570	8190
9694	0.14	2	3	570	8190
8529	0.16	2	3	570	8190
7455	0.19	2	3	570	8190
6531	0.21	2	3	570	8190
5759	0.24	2	3	570	8190
4965	0.28	2	3	570	8190
4410	0.32	2	3	570	8190
3880	0.36	2	3	570	8190
3432	0.41	2	3	570	8190
2944	0.48	2	3	570	8190
2630	0.53	2	3	570	8190
2279	0.61	2	3	570	8190
2014	0.70	2	3	570	8190
1772	0.79	2	3	570	8190
1559	0.90	2	3	570	8190
1363	1.0	2	3	570	8190
1194	1.2	2	3	570	8190
1045	1.3	2	3	570	8190
914	1.5	2	3	570	8190
809	1.7	2	2	570	8190
712	2.0	2	2	570	8190
615	2.3	2	2	570	8190
543	2.6	2	2	570	8190
469	3.0	2	2	570	8190
424	3.3	2	2	570	8190
365	3.8	2	2	570	8190
319	4.4	2	2	570	8190
281	5.0	2	2	570	8190
246	5.7	2	2	570	8190
221	6.3	2	2	570	8190
198	7.1	2	2	570	8190
168	8.3	2	2	570	8190
156	9.0	2	2	570	8190

JRTS79R39					1270 N m
i	n_a [r/min]	Stage S79	Stage R39	M_{amax} [Nm]	F_{Ra} [N]
25493	0.05	2	3	1270	11700
21787	0.06	2	3	1270	11700
19907	0.07	2	3	1270	11700
17013	0.08	2	3	1270	11700
14668	0.10	2	3	1270	11700
13110	0.11	2	3	1270	11700
11569	0.12	2	3	1270	11700
9887	0.14	2	3	1270	11700
8817	0.16	2	3	1270	11700
7735	0.18	2	3	1270	11700
6735	0.21	2	3	1270	11700
5943	0.24	2	3	1270	11700
5214	0.27	2	3	1270	11700
4618	0.30	2	3	1270	11700
3992	0.35	2	3	1270	11700
3540	0.40	2	3	1270	11700
3098	0.45	2	3	1270	11700
2753	0.51	2	3	1240	12000
2374	0.59	2	3	1240	12000
2083	0.67	2	3	1240	12000
1813	0.77	2	3	1240	12000
1745	0.80	2	3	1240	12000
1600	0.88	2	3	1240	12000
1404	1.0	2	3	1240	12000
1245	1.1	2	3	1240	12000
1100	1.3	2	2	1240	12000
954	1.5	2	2	1240	12000
837	1.7	2	2	1240	12000
714	2.0	2	2	1240	12000
637	2.2	2	2	1240	12000
574	2.4	2	2	1240	12000
499	2.8	2	2	1240	12000
438	3.2	2	2	1240	12000
389	3.6	2	2	1240	12000
327	4.3	2	2	1240	12000
289	4.8	2	2	1240	12000
250	5.6	2	2	1240	12000
219	6.4	2	2	1240	12000

JRTS89/99R59, n_e=1400 r/min

JRTS89R59				2500Nm	
i	n_a [r/min]	Stage S89	Stage R59	M_{amax} [Nm]	F_{Ra} [N]
25987	0.05	2	3	2500	27500
23940	0.06	2	3	2500	27500
20568	0.07	2	3	2500	27500
18265	0.08	2	3	2500	27500
16774	0.08	2	3	2500	27500
14820	0.09	2	3	2500	27500
13160	0.11	2	3	2500	27500
11200	0.12	2	3	2500	27500
9904	0.14	2	3	2500	27500
8549	0.16	2	3	2500	27500
7643	0.18	2	3	2500	27500
6706	0.21	2	3	2500	27500
5875	0.24	2	3	2500	27500
5187	0.27	2	3	2500	27500
4606	0.30	2	3	2500	27500
3872	0.36	2	3	2500	27500
3475	0.40	2	2	2500	27500
2905	0.48	2	2	2500	27500
2586	0.54	2	2	2500	27500
2335	0.60	2	2	2500	27500
2054	0.68	2	2	2500	27500
1824	0.77	2	2	2500	27500
1631	0.86	2	2	2500	27500
1332	1.1	2	2	2500	27500
1191	1.2	2	2	2500	27500
1032	1.4	2	2	2500	27500
930	1.5	2	2	2500	27500
831	1.7	2	2	2500	27500
719	1.9	2	2	2500	27500
624	2.2	2	2	2500	27500
558	2.5	2	2	2500	27500
485	2.9	2	2	2500	27500
435	3.2	2	2	2450	27600
378	3.7	2	2	2450	27600
323	4.3	2	2	2400	27700
281	5.0	2	2	2400	27700
255	5.5	2	2	1980	28400
222	6.3	2	2	1980	28400
205	6.8	2	2	1980	28400

JRTS99R59				4200 Nm	
i	n_a [r/min]	Stage S99	Stage R59	M_{amax} [Nm]	F_{Ra} [N]
33818	0.04	2	3	4200	34200
31154	0.04	2	3	4200	34200
27847	0.05	2	3	4200	34200
24641	0.06	2	3	4200	34200
21537	0.07	2	3	4200	34200
18749	0.07	2	3	4200	34200
16233	0.09	2	3	4200	34200
14576	0.10	2	3	4200	34200
12752	0.11	2	3	4200	34200
11267	0.12	2	3	4200	34200
10078	0.14	2	3	4200	34200
8608	0.16	2	3	4200	34200
7554	0.19	2	3	4200	34200
6640	0.21	2	3	4200	30600
5780	0.24	2	3	4200	30600
4937	0.28	2	3	4200	30600
4444	0.32	2	3	4200	30600
4017	0.35	2	3	4200	30600
3453	0.41	2	3	4200	30600
3108	0.45	2	3	4200	30600
2654	0.53	2	3	4200	30600
2329	0.60	2	3	4200	30600
2081	0.67	2	3	4200	30600
1860	0.75	2	3	4200	30600
1574	0.89	2	3	4200	30600
1394	1.0	2	2	4200	30600
1223	1.1	2	2	4200	30600
1070	1.3	2	2	4200	30600
928	1.5	2	2	4200	30600
824	1.7	2	2	4200	30600
714	2.0	2	2	4200	34400
626	2.2	2	2	4200	30600
538	2.6	2	2	4200	30600
484	2.9	2	2	4200	30700
420	3.3	2	2	4200	30700
376	3.7	2	2	4200	30800
327	4.3	2	2	4200	30800
287	4.9	2	2	4200	30900
252	5.6	2	2	4200	31000
219	6.4	2	2	4200	31000
205	6.8	2	2	4200	31000

4. 选型表注释
Selection Tbale

选型表的结构
Selection table for geared motors

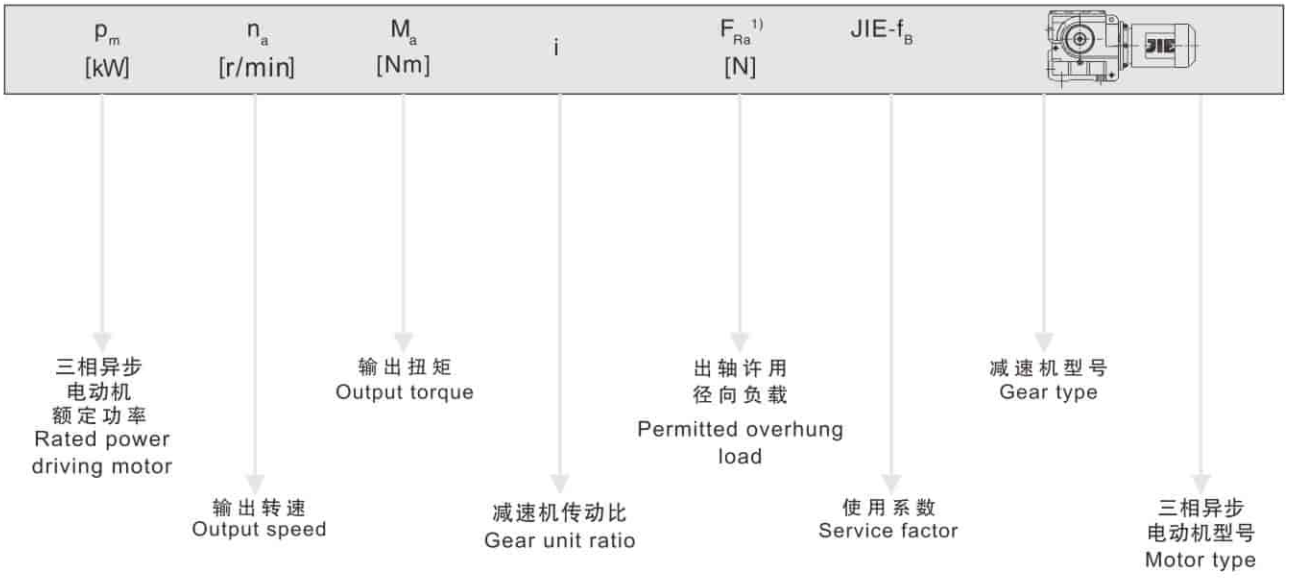

对于特殊低输出转速：
For particularly low output speeds

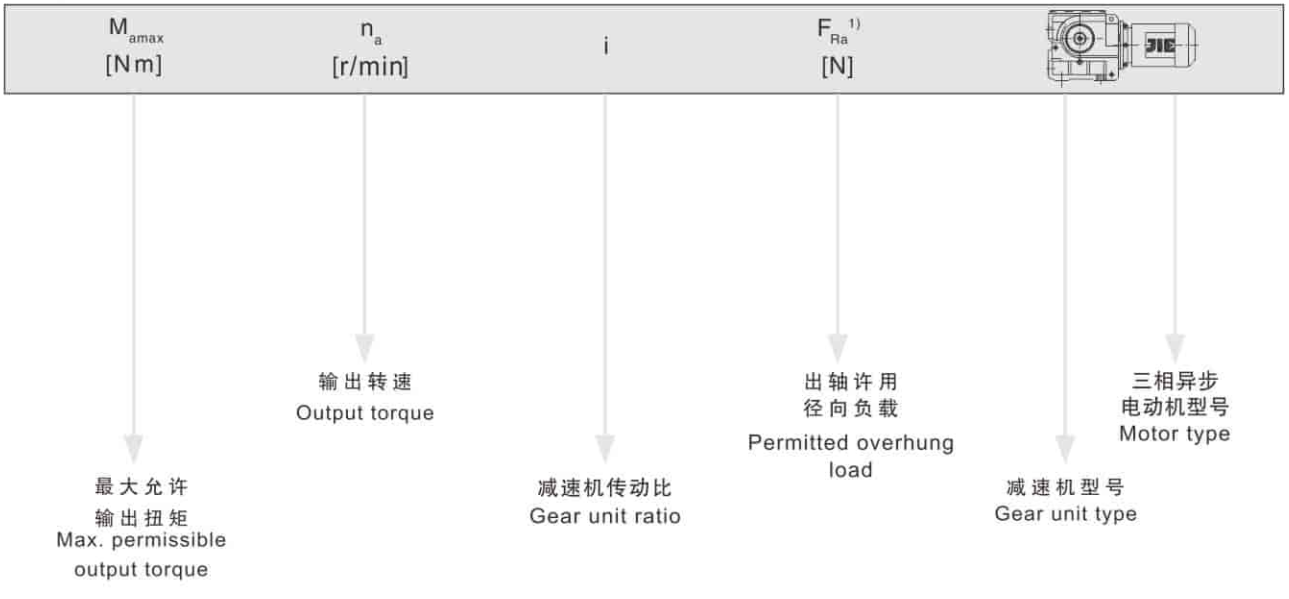

图例 Cuttine

★也可用于EExe电机。

★EExe motor is optional。

1) 实心轴底脚安装齿轮减速机的径向负荷

1)Overhung load specified for foot-mounted gear unit with solid shaft

注意： Notice:

对于特殊低输出转速驱动（多级齿轮减速电机），电机功率必须与减速机的最大允许输出扭矩相对应.

In drives for particularly low output speeds(multi-stage geared motors),the motor power must be limited according to the maximum permitted output torque of the gear unit.

输出转速 Output speed n_a [r/min]	输出扭矩 Output torque T_a [N·m]	传动比 Ratio i	出轴许用径向负载 Permitted overhung load F_{Ra} [1] [N]	使用系数 Service factor f_B	型号 Model
0.12kW					
0.12	4610	11267	28700	0.90	JRTS99R59DN63S4
0.14	4210	10078	32800	1.00	JRTSF99R59DN63S4
0.16	3500	8608	34200	1.20	JRTSA99R59DN63S4
0.18	3090	7554	34800	1.35	JRTSAF99R59DN63S4
0.18	3120	7643	14400	0.80	
0.21	2630	6706	27200	0.95	JRTS89R59DN63S4
0.23	2330	5875	27800	1.05	JRTSF89R59DN63S4
0.27	1960	5187	28500	1.25	JRTSA89R59DN63S4
0.30	1740	4606	28800	1.45	JRTSAF89R59DN63S4
0.36	1450	3872	29200	1.70	
0.39	1340	3540	9700	0.95	
0.45	1170	3098	12500	1.10	
0.58	1280	2374	11600	0.95	
0.66	1130	2083	12900	1.10	JRTS79R39DN63S4
0.76	960	1813	14100	1.30	JRTSF79R39DN63S4
0.79	910	1745	14300	1.35	JRTSA79R39DN63S4
0.86	840	1600	14700	1.50	JRTSAF79R39DN63S4
0.98	735	1404	15200	1.70	
1.1	645	1245	15600	1.90	
1.0	665	1363	4800	0.85	JRTS69R39DN63S4
1.2	575	1194	8160	1.00	JRTSF69R39DN63S4
1.3	515	1045	8720	1.10	JRTSA69R39DN63S4
1.5	445	914	9280	1.30	JRTSAF69R39DN63S4
1.7	400	809	9580	1.40	
1.9	355	712	9860	1.60	
2.2	295	615	10100	1.95	JRTS69R39DN63S4
2.5	265	543	10300	2.2	JRTSF69R39DN63S4
2.9	220	469	10400	2.6	JRTSA69R39DN63S4
3.3	197	424	10500	2.9	JRTSAF69R39DN63S4
3.8	180	365	10500	3.2	
2.1	315	655	6930	0.95	
2.4	275	574	7290	1.10	
2.7	240	506	7540	1.25	JRTS59R19DN63S4
3.2	210	438	7750	1.45	JRTSF59R19DN63S4
3.6	183	388	7880	1.65	JRTSA59R19DN63S4
4.1	163	336	7980	1.85	JRTSAF59R19DN63S4
4.7	140	294	8070	2.1	
5.1	134	269	8090	2.2	
3.2	210	438	5060	0.90	
3.6	183	388	5210	1.00	
4.1	162	336	5320	1.15	JRTS49R19DN63S4
4.7	139	294	5450	1.35	JRTSF49R19DN63S4
5.4	95	257	5680	1.95	JRTSA49R19DN63S4
6.0	113	229	5570	1.65	JRTSAF49R19DN63S4
6.9	99	200	5630	1.90	
7.4	92	187	5660	2.0	
6.8	99	202	3000	0.95	
7.7	88	179	3000	1.05	JRTS39R19DN63S4
8.7	78	158	3000	1.15	JRTSF39R19DN63S4
9.6	72	144	3000	1.25	JRTSA39R19DN63S4
12	59	118	3000	1.55	JRTSAF39R19DN63S4
13	55	110	3000	1.65	

输出转速 Output speed n_a [r/min]	输出扭矩 Output torque T_a [N·m]	传动比 Ratio i	出轴许用径向负载 Permitted overhung load F_{Ra} [1] [N]	使用系数 Service factor f_B	型号 Model
0.12kW					
4.5	143	201.00	8050	2.1	JRTS59DN63M6
4.9	133	184.80	8090	2.2	JRTSF59DN63M6
5.7	116	158.12	8150	2.5	JRTSA59DN63M6
6.6	103	137.05	8180	2.9	JRTSAF59DN63M6
4.5	138	201.00	5490	1.30	
4.9	129	184.80	5540	1.40	JRTS49DN63M6
5.7	112	158.12	5610	1.55	JRTSF49DN63M6
6.6	99	137.05	5660	1.75	JRTSA49DN63M6
7.0	93	128.10	5680	1.85	JRTSAF49DN63M6
6.9	95	201.00	5680	1.80	
7.5	89	184.80	5700	1.90	JRTS49DN63S4
8.7	77	158.12	5740	2.2	JRTSF49DN63S4
10	68	137.05	5780	2.5	JRTSA49DN63S4
11	64	128.10	5790	2.6	JRTSAF49DN63S4
12	57	110.73	5810	3.0	
5.7	107	157.43	3000	0.85	
6.2	99	144.40	3000	0.95	JRTS39DN63M6
7.3	86	122.94	3000	1.05	JRTSF39DN63M6
8.5	76	106.00	3000	1.20	JRTSA39DN63M6
9.1	71	98.80	3000	1.30	JRTSAF39DN63M6
10	64	86.36	3000	1.45	
8.8	74	157.43	3000	1.25	
9.6	68	144.40	3000	1.35	JRTS39DN63S4
11	60	122.94	3000	1.55	JRTSF39DN63S4
13	52	106.00	3000	1.70	JRTSA39DN63S4
14	49	98.80	3000	1.75	JRTSAF39DN63S4
16	44	86.36	3000	1.95	
17	41	80.96	3000	2.1	
19	37	71.44	3000	2.3	
22	33	63.33	3000	2.5	
25	35	55.93	3000	2.3	
27	33	51.30	3000	2.5	
32	28	43.68	3000	2.9	
37	25	37.66	3000	3.2	JRTS39DN63S4
39	23	35.10	3000	3.4	JRTSF39DN63S4
45	20	30.68	3000	3.7	JRTSA39DN63S4
48	19	28.76	3000	3.9	JRTSAF39DN63S4
54	17	25.38	3000	4.3	
61	15	22.50	3000	4.8	
69	14	19.89	3000	3.6	
76	13	18.24	3000	3.9	
89	11	15.53	2870	4.4	
0.18kW					
					JRTS89R59DN63M4
0.29	2970	4606	20900	0.85	JRTSF89R59DN63M4
0.34	2480	3872	27500	1.00	JRTSA89R59DN63M4
					JRTSAF89R59DN63M4

输出转速 Output speed n_a [r/min]	输出扭矩 Output torque T_a [N m]	传动比 Ratio i	出轴许用径向负载 Permitted overhung load F_{Ra} [N]	使用系数 Service factor f_B	型号 Model
0.18kW					
0.38	2350	3475	27800	1.05	
0.45	1970	2905	28500	1.25	
0.51	1710	2586	28900	1.45	JRTS89R59DN63M4
0.57	1520	2335	29100	1.65	JRTSF89R59DN63M4
0.64	1320	2054	29400	1.90	JRTSA89R59DN63M4
0.72	1170	1824	29500	2.1	JRTSAF89R59DN63M4
0.81	1050	1631	29600	2.4	
					JRTS79R39DN63M4
0.94	1220	1404	12200	1.00	JRTSF79R39DN63M4
1.1	1070	1245	13300	1.15	JRTSA79R39DN63M4
					JRTSAF79R39DN63M4
1.2	990	1100	13900	1.25	
1.4	850	954	14700	1.45	JRTS79R39DN63M4
1.6	745	837	15200	1.65	JRTSF79R39DN63M4
1.9	625	714	15600	2.0	JRTSA79R39DN63M4
2.1	555	637	15900	2.2	JRTSAF79R39DN63M4
2.3	500	574	16000	2.5	
1.6	660	809	5140	0.85	
1.9	580	712	8060	1.00	
2.2	490	615	8920	1.15	JRTS69R39DN63M4
2.4	440	543	9330	1.30	JRTSF69R39DN63M4
2.8	370	469	9780	1.55	JRTSA69R39DN63M4
3.1	335	424	9970	1.70	JRTSAF69R39DN63M4
3.6	295	365	10100	1.90	
3.0	345	438	6630	0.85	
3.4	305	388	7040	1.00	
3.9	270	336	7350	1.10	JRTS59R19DNS63M4
4.5	235	294	7600	1.30	JRTSF59R19DN63M4
4.9	220	269	7690	1.35	JRTSA59R19DN63M4
5.8	188	229	7860	1.60	JRTSAF59R19DN63M4
6.5	169	204	7950	1.80	
7.1	154	187	8010	1.95	
4.5	230	294	4910	0.80	
5.1	158	257	5400	1.15	
5.8	185	229	5200	1.00	JRTS49R19DN63M4
6.6	162	200	5330	1.15	JRTSF49R19DN63M4
7.1	152	187	5380	1.20	JRTSA49R19DN63M4
8.0	134	165	5470	1.40	JRTSAF49R19DN63M4
8.9	121	148	5530	1.55	
10	108	131	5590	1.70	
					JRTS69DN71S6
4.0	255	217.41	10300	2.2	JRTSF69DN71S6
4.6	225	190.11	10400	2.5	JRTSA69DN71S6
4.8	215	180.60	10400	2.6	JRTSAF69DN71S6
4.3	220	201.00	7670	1.35	JRTS59DN71S6
4.7	205	184.80	7760	1.45	JRTSF59DN71S6
5.5	180	158.12	7900	1.65	JRTSA59DN71S6
6.3	159	137.05	7990	1.85	JRTSAF59DN71S6
6.6	154	201.00	8010	1.90	JRTS59DN63M4
7.1	143	184.80	8050	2.1	JRTSF59DN63M4
8.4	125	158.12	8120	2.4	JRTSA59DN63M4
9.6	110	137.05	8160	2.7	JRTSAF59DN63M4

输出转速 Output speed n_a [r/min]	输出扭矩 Output torque T_a [N m]	传动比 Ratio i	出轴许用径向负载 Permitted overhung load F_{Ra} [N]	使用系数 Service factor f_B	型号 Model
0.18kW					
4.3	215	201.00	5090	0.85	
4.7	199	184.80	5180	0.90	JRTS49DN71S6
5.5	173	158.12	5320	1.00	JRTSF49DN71S6
6.3	153	137.05	5420	1.10	JRTSA49DN71S6
6.8	144	128.10	5470	1.20	JRTSAF49DN71S6
6.6	149	201.00	5440	1.15	
7.1	138	184.80	5490	1.25	
8.4	121	158.12	5570	1.40	
9.6	107	137.05	5630	1.60	JRTS49DN63M4
10	100	128.10	5660	1.65	JRTSF49DN63M4
12	88	110.73	5700	1.90	JRTSA49DN63M4
14	77	94.08	5750	2.2	JRTSAF49DN63M4
16	69	84.00	5770	2.4	
18	60	71.75	5800	2.8	
19	69	69.39	5750	2.2	
8.4	115	157.43	3000	0.80	
9.1	107	144.40	3000	0.85	JRTS39DN63M4
11	93	122.94	3000	1.00	JRTSF39DN63M4
12	82	106.00	3000	1.10	JRTSA39DN63M4
13	77	98.80	3000	1.15	JRTSAF39DN63M4
15	68	86.36	3000	1.25	
16	64	80.96	3000	1.30	
18	58	71.44	3000	1.45	
21	52	63.33	3000	1.60	
24	55	55.93	3000	1.45	
26	51	51.30	3000	1.60	
30	44	43.68	3000	1.85	
35	38	37.66	3000	2.1	
38	36	35.10	3000	2.2	JRTS39DN63M4
43	32	30.68	3000	2.4	JRTSF39DN63M4
46	30	28.76	3000	2.5	JRTSA39DN63M4
52	27	25.38	3000	2.8	JRTSAF39DN63M4
59	24	22.50	3000	3.0	
66	22	19.89	3000	2.3	
72	21	18.24	2940	2.5	
85	18	15.53	2810	2.8	
99	15	13.39	2700	3.2	
106	14	12.48	2650	3.4	
121	13	10.91	2550	3.8	
129	12	10.23	2500	4.0	
0.25kW					
0.45	2860	2905	24300	0.85	
0.50	2500	2586	27500	1.00	
0.56	2240	2335	28000	1.10	JRTS89R59DN71S4
0.63	1950	2054	28500	1.30	JRTSF89R59DN71S4
0.71	1730	1824	28900	1.45	JRTSA89R59DN71S4
0.80	1550	1631	29100	1.60	JRTSAF89R59DN71S4
1.4	910	930	29800	2.8	

输出转速 Output speed n_a [r/min]	输出扭矩 Output torque T_a [N·m]	传动比 Ratio i	出轴许用径向负载 Permitted overhung load F_{Ra} [1] [N]	使用系数 Service factor f_B	型号 Model
0.25kW					
1.4	1230	954	12100	1.00	
1.5	1080	837	13300	1.15	JRTS79R39DN71S4
1.8	910	714	14400	1.35	JRTSF79R39DN71S4
2.0	810	637	14900	1.55	JRTSA79R39DN71S4
2.3	730	574	15200	1.70	JRTSAF79R39DN71S4
2.6	625	499	15600	2.0	
2.4	635	543	7420	0.90	
2.8	540	469	8500	1.05	JRTS69R39DN71S4
3.1	485	424	8970	1.15	JRTSF69R39DN71S4
3.6	430	365	9390	1.30	JRTSA69R39DN71S4
4.1	375	319	9750	1.50	JRTSAF69R39DN71S4
4.6	330	281	9990	1.75	
4.4	340	294	6720	0.90	
4.8	315	269	6950	0.95	
5.7	270	229	7330	1.10	JRTS69R39DN71S4
6.4	245	204	7530	1.25	JRTSF59R19DN71S4
6.9	225	187	7660	1.35	JRTSA59R19DN71S4
7.9	198	165	7810	1.50	JRTSAF59R19DN71S4
9.9	159	131	7990	1.90	
3.1	435	217.41	9350	1.30	JRTS69DN80N8
3.6	390	190.11	9670	1.45	JRTSF69DN80N8
3.8	370	180.60	9770	1.50	JRTSA69DN80N8
4.3	330	158.45	9980	1.70	JRTSAF69DN80N8
4.1	350	217.41	9890	1.60	JRTS69DN71M6
4.6	310	190.11	10100	1.80	JRTSF69DN71M6
4.9	295	180.60	10100	1.90	JRTSA69DN71M6
5.6	265	158.45	10300	2.1	JRTSAF69DN71M6
6.0	245	217.41	10300	2.1	
6.8	220	190.11	10400	2.4	JRTS69DN71S4
7.2	210	180.60	10500	2.5	JRTSF69DN71S4
8.2	187	158.45	10500	2.8	JRTSA69DN71S4
9.7	161	134.40	10600	3.2	JRTSAF69DN71S4
11	147	121.33	10600	3.5	
12	131	106.75	10700	4.0	
4.4	305	201.00	7050	1.00	
4.8	285	184.80	7230	1.05	JRTS59DN71M6
5.6	245	158.12	7510	1.20	JRTSF59DN71M6
6.4	220	137.05	7690	1.35	JRTSA59DN71M6
6.9	205	128.10	7760	1.45	JRTSAF59DN71M6
6.5	215	201.00	7700	1.35	
7.0	200	184.80	7790	1.45	
8.2	176	158.12	7920	1.70	JRTS59DN71S4
9.5	155	137.05	8010	1.90	JRTSF59DN71S4
10	146	128.10	8040	2.0	JRTSA59DN71S4
12	129	110.73	8110	2.3	JRTSAF59DN71S4
14	111	94.08	8160	2.7	
15	101	84.00	8190	2.9	

输出转速 Output speed n_a [r/min]	输出扭矩 Output torque T_a [N·m]	传动比 Ratio i	出轴许用径向负载 Permitted overhung load F_{Ra} [1] [N]	使用系数 Service factor f_B	型号 Model
0.25kW					
6.5	210	201.00	5120	0.80	
7.0	195	184.80	5210	0.85	
8.2	170	158.12	5340	1.00	
9.5	150	137.05	5440	1.10	
10	141	128.10	5480	1.20	
12	124	110.73	5560	1.35	JRTS49DN71S4
14	108	94.08	5630	1.55	JRTSF49DN71S4
15	98	84.00	5670	1.70	JRTSA49DN71S4
18	85	71.75	5720	1.95	JRTSAF49DN71S4
19	97	69.39	5640	1.60	
19	80	67.20	5740	2.1	
20	90	63.80	5670	1.70	
24	78	54.59	5720	2.0	
27	68	47.32	5760	2.3	
13	108	98.80	3000	0.80	
15	96	86.36	3000	0.90	
16	91	80.96	3000	0.95	
18	81	71.44	3000	1.05	
21	73	63.33	3000	1.10	
23	78	55.93	3000	1.05	
25	72	51.30	3000	1.15	
30	62	43.68	3000	1.30	
35	54	37.66	3000	1.45	
37	51	35.10	3000	1.55	
42	45	30.68	3000	1.70	
45	42	28.76	3000	1.80	
51	37	25.38	3000	2.0	JRTS39DN71S4
58	33	22.50	3000	2.2	JRTSF39DN71S4
65	32	19.89	2870	1.65	JRTSA39DN71S4
71	29	18.24	2820	1.80	JRTSAF39DN71S4
84	25	15.53	2710	2.0	
97	22	13.39	2620	2.3	
104	20	12.48	2570	2.4	
119	18	10.91	2480	2.7	
127	17	10.23	2440	2.8	
144	15	9.02	2360	3.1	
163	13	8.00	2290	3.4	
191	11	6.80	2180	3.8	
222	9.8	6.33	2090	3.6	
261	8.3	5.38	2000	4.1	
289	7.5	4.86	1940	4.4	
354	6.2	3.97	1820	5.2	
92	21	28.76	2740	3.0	
105	19	25.38	2650	3.3	JRTS39DN63M2
118	17	22.50	2560	3.4	JRTSF39DN63M2
134	16	19.89	2410	2.8	JRTSA39DN63M2
146	15	18.24	2350	3.0	JRTSAF39DN63M2
171	13	15.53	2250	3.4	
199	11	13.39	2160	3.8	
213	10	12.48	2120	4.0	

输出转速 Output speed n_a [r/min]	输出扭矩 Output torque T_a [N·m]	传动比 Ratio i	出轴许用径向负载 Permitted overhung load F_{Ra} [1] [N]	使用系数 Service factor f_B	型号 Model
0.37kW					
0.67	2810	2054	25400	0.90	JRTS89R59DN71M4*
0.76	2490	1824	27500	1.00	JRTSF89R59DN71M4*
0.85	2230	1631	28000	1.10	JRTSA89R59DN71M4*
1.5	1320	930	29400	1.90	JRTSAF89R59DN71M4*
1.7	1190	831	29500	2.1	
1.9	1290	714	11500	0.95	
2.2	1150	637	12700	1.10	JRTS79R39DN71M4*
2.4	1040	574	13600	1.20	JRTSF79R39DN71M4*
2.8	900	499	14400	1.40	JRTSA79R39DN71M4*
3.2	785	438	15000	1.60	JRTSAF79R39DN71M4*
3.5	700	389	15400	1.80	
3.8	615	365	7700	0.95	JRTS69R39DN71M4*
4.3	535	319	8540	1.05	JRTSF79R39DN71M4*
4.9	470	281	9080	1.20	JRTSA79R39DN71M4*
5.6	425	246	9430	1.35	JRTSAF79R39DN71M4*
2.4	980	288.00	29700	2.5	JRTS89DN90S8*
2.6	890	258.18	29800	2.8	JRTSF89DN90S8*
3.1	775	222.40	29900	3.2	JRTSA89DN90S8*
					JRTSAF89DN90S8*
3.0	735	225.26	15200	1.75	JRTS79DN90S8 *
3.2	700	214.00	15300	1.80	JRTSF79DN90S8 *
3.6	630	189.09	15600	2.0	JRTSA79DN90S8 *
4.2	545	161.60	15900	2.3	JRTSAF79DN90S8 *
3.5	645	256.47	15600	2.0	JRTS79DN80M6*
4.0	575	225.26	15800	2.2	JRTSF79DN80M6*
4.2	545	214.00	15900	2.3	JRTSA79DN80M6*
					JRTSAF79DN80M6*
4.1	505	217.41	8810	1.10	JRTS69DN80M6*
4.7	450	190.11	9260	1.25	JRTSF69DN80M6*
5.0	430	180.60	9400	1.30	JRTSA69DN80M6*
5.7	380	158.45	9700	1.45	JRTSAF69DN80M6*
6.3	345	217.41	9900	1.50	
7.3	310	190.11	10100	1.70	JRTS69DN71M4*
7.6	295	180.60	10200	1.75	JRTSF69DN71M4*
8.7	260	158.45	10300	2.0	JRTSA69DN71M4*
10	225	134.40	10400	2.3	JRTSAF69DN71M4*
11	205	121.33	10500	2.5	
5.7	360	158.12	6490	0.80	
6.6	315	137.05	6930	0.95	JRTS59DN80M6*
7.0	300	128.10	7100	1.00	JRTSF59DN80M6*
8.1	265	110.73	7390	1.10	JRTSA59DN80M6*
9.6	230	94.08	7630	1.30	JRTSAF59DN80M6*
11	205	84.00	7760	1.45	
6.9	305	201.00	7050	0.95	
7.5	285	184.80	7230	1.05	
8.7	245	158.12	7510	1.20	
10	220	137.05	7690	1.35	JRTS59DN71M4*
11	205	128.10	7770	1.45	JRTSF59DN71M4*
12	180	110.73	7900	1.65	JRTSA59DN71M4*
15	156	94.08	8000	1.90	JRTSAF59DN71M4*
16	141	84.00	8060	2.1	
19	122	71.75	8130	2.4	
20	139	69.39	8070	1.75	

输出转速 Output speed n_a [r/min]	输出扭矩 Output torque T_a [N·m]	传动比 Ratio i	出轴许用径向负载 Permitted overhung load F_{Ra} [1] [N]	使用系数 Service factor f_B	型号 Model
0.37kW					JRTS59DN71M4*
21	115	67.20	8150	2.5	JRTSF59DN71M4*
22	128	63.80	8110	1.90	JRTSA59DN71M4*
					JRTSAF59DN71M4*
10	210	137.05	5110	0.80	
11	199	128.10	5190	0.85	
12	175	110.73	5320	0.95	
15	151	94.08	5430	1.10	
16	137	84.00	5500	1.20	
19	119	71.75	5580	1.40	
20	136	69.39	5460	1.15	
21	112	67.20	5610	1.50	
22	126	63.80	5510	1.25	JRTS49DN71M4*
25	109	54.59	5590	1.40	JRTSF49DN71M4*
29	96	47.32	5410	1.60	JRTSA49DN71M4*
31	90	44.22	5330	1.75	JRTSAF49DN71M4*
36	78	38.23	5140	2.0	
42	67	32.48	4930	2.3	
48	60	29.00	4790	2.6	
56	52	24.77	4590	3.0	
59	49	23.20	4510	3.1	
68	46	20.33	4180	2.4	
78	40	17.62	4030	2.8	
84	37	16.47	3960	3.0	
22	103	63.33	3000	0.80	
27	101	51.30	3000	0.80	
32	87	43.68	3000	0.95	
37	76	37.66	3000	1.05	
39	71	35.10	3000	1.10	
45	63	30.68	3000	1.20	
48	59	28.76	3000	1.30	
54	52	25.38	2940	1.40	
61	47	22.50	2870	1.55	
69	44	19.89	2610	1.20	
76	41	18.24	2570	1.30	JRTS39DN71M4*
89	35	15.53	2500	1.45	JRTSF39DN71M4*
103	30	13.39	2420	1.60	JRTSA39DN71M4*
111	28	12.48	2390	1.70	JRTSAF39DN71M4*
127	25	10.91	2320	1.95	
135	23	10.23	2280	2.0	
153	21	9.02	2220	2.2	
173	18	8.00	2150	2.5	
203	16	6.80	2070	2.7	
223	14	6.33	2010	2.4	
263	12	5.38	1930	2.8	
291	11	4.86	1880	3.0	
357	9.1	3.97	1770	3.5	
104	28	25.38	2540	2.2	
118	25	22.50	2460	2.3	
133	24	19.89	2290	1.85	JRTS39DN71S2
145	22	18.24	2250	2.0	JRTSF39DN71S2
171	19	15.53	2160	2.3	JRTSA39DN71S2
198	16	13.39	2080	2.5	JRTSAF39DN71S2
212	15	12.48	2040	2.7	
243	13	10.91	1970	3.0	

输出转速 Output speed n_a [r/min]	输出扭矩 Output torque T_a [N m]	传动比 Ratio i	出轴许用径向负载 Permitted overhung load F_{Ra} [1] [N]	使用系数 Service factor f_B	型号 Model
0.37kW					
259	12	10.23	1940	3.1	JRTS39DN71S2 JRTSF39DN71S2 JRTSA39DN71S2 JRTSAF39DN71S2
294	11	9.02	1870	3.3	
0.55kW					
1.0	2810	1332	25400	0.90	
1.1	2540	1191	27400	1.00	
1.3	2210	1032	28100	1.15	JRTS89R59DN80S4 *
1.5	2040	930	28400	1.25	JRTSF89R59DN80S4 *
1.6	1840	831	28700	1.35	JRTSA89R59DN80S4 *
1.9	1600	719	29000	1.55	JRTSAF89R59DN80S4 *
2.2	1400	624	29300	1.80	
2.4	1270	558	29400	1.95	
3.1	1010	435	29700	2.4	
2.7	1380	499	6920	0.90	
3.1	1210	438	12300	1.05	JRTS79R39DN80S4 *
3.5	1070	389	13300	1.15	JRTSF79R39DN80S4 *
4.2	910	327	14300	1.35	JRTSA79R39DN80S4 *
4.7	820	289	14800	1.50	JRTSAF79R39DN80S4 *
5.4	710	250	15300	1.75	
5.5	650	246	6600	0.90	JRTS69R39DN80S4 *
6.2	580	221	8080	1.00	JRTSF69R39DN80S4 *
6.9	530	198	8590	1.10	JRTSA69R39DN80S4 *
8.1	455	168	9230	1.25	JRTSAF69R39DN80S4 *
2.4	1450	288.00	29200	1.70	JRTS89DN90L8 *
2.6	1320	258.18	29400	1.85	JRTSF89DN90L8 *
3.1	1150	222.40	29600	2.1	JRTSA89DN90L8 *
					JRTSAF89DN90L8 *
3.1	1130	288.00	29600	2.2	JRTS89DN90S6*
3.5	1020	258.18	29700	2.4	JRTSF89DN90S6*
4.1	900	222.40	29800	2.7	JRTSA89DN90S6*
4.4	820	202.96	29800	2.9	JRTSAF89DN90S6*
3.0	1090	225.26	13200	1.15	JRTS79DN90L8 *
3.2	1040	214.00	13500	1.20	JRTSF79DN90L8 *
3.6	930	189.09	14200	1.35	JRTSA79DN90L8 *
4.2	810	161.60	14900	1.55	JRTSAF79DN90L8 *
3.5	960	256.47	14100	1.35	
4.0	850	225.26	14700	1.50	JRTS79DN90S6*
4.2	810	214.00	14800	1.55	JRTSF79DN90S6*
4.8	730	189.09	15200	1.75	JRTSA79DN90S6*
5.6	635	161.60	15600	2.0	JRTSAF79DN90S6*
5.3	660	256.47	15500	1.90	JRTS79DN80S4 *
6.0	590	225.26	15800	2.2	JRTSF79DN80S4 *
6.4	560	214.00	15800	2.3	JRTSA79DN80S4 *
7.2	505	189.09	16000	2.5	JRTSAF79DN80S4 *
6.3	520	217.41	8660	1.00	
7.2	465	190.11	9150	1.10	JRTS69DN80S4 *
7.5	445	180.60	9300	1.15	JRTSF69DN80S4 *
8.6	395	158.45	9620	1.30	JRTSA69DN80S4 *
10	340	134.40	9930	1.55	JRTSAF69DN80S4 *
11	310	121.33	10100	1.65	

输出转速 Output speed n_a [r/min]	输出扭矩 Output torque T_a [N m]	传动比 Ratio i	出轴许用径向负载 Permitted overhung load F_{Ra} [1] [N]	使用系数 Service factor f_B	型号 Model
0.55kW					
13	275	106.75	10200	1.85	
13	265	100.80	10300	1.95	JRTS69DN80S4 *
16	230	85.83	10400	2.3	JRTSF69DN80S4 *
18	230	75.06	10400	2.1	JRTSA869DN80S4*
21	205	65.63	10500	2.3	JRTSAF69DN80S4 *
9.6	340	94.08	6710	0.85	
11	305	84.00	7030	0.95	
13	265	71.75	7360	1.10	
13	250	67.20	7470	1.15	JRTS59DN90S6*
16	245	54.59	7520	1.10	JRTSF59DN90S6*
19	215	47.32	7710	1.25	JRTSA59DN90S6*
20	200	44.22	7790	1.35	JRTSAF59DN90S6*
24	176	38.23	7920	1.55	
8.6	370	158.12	6830	0.80	
9.9	330	137.05	6820	0.90	
11	310	128.10	7010	0.95	
12	270	110.73	7320	1.10	
14	235	94.08	7590	1.25	
16	210	84.00	7730	1.40	
19	184	71.75	7880	1.55	
20	174	67.20	7930	1.65	JRTS59DN80S4 *
25	167	54.59	7960	1.45	JRTSF59DN80S4 *
29	146	47.32	8040	1.70	JRTSA59DN80S4 *
31	137	44.22	8080	1.80	JRTSAF59DN80S4 *
36	120	38.23	8130	2.0	
42	103	32.48	7970	2.4	
47	92	29.00	7730	2.7	
55	79	24.77	7390	3.1	
59	75	23.20	7250	3.3	
67	69	20.33	6760	2.4	
16	205	84.00	5140	0.80	
19	179	71.75	5290	0.95	
20	169	67.20	5350	1.00	
25	165	54.59	5130	0.95	
29	144	47.32	5010	1.10	
31	135	44.22	4950	1.15	
36	118	38.23	4810	1.30	
42	101	32.48	4650	1.55	JRTS49DN80S4 *
47	91	29.00	4540	1.70	JRTSF49DN80S4 *
55	78	24.77	4380	2.0	JRTSA49DN80S4 *
59	74	23.20	4310	2.1	JRTSAF49DN80S4 *
67	69	20.33	3920	1.60	
77	60	17.62	3810	1.85	
83	56	16.47	3750	1.95	
96	49	14.24	3630	2.2	
112	42	12.10	3500	2.6	
126	37	10.80	3400	2.9	
147	32	9.23	3270	3.4	
44	94	30.68	2680	0.80	
47	89	28.76	2670	0.85	JRTS39DN80S4 *
54	79	25.38	2630	0.95	JRTSF39DN80S4 *
60	70	22.50	2600	1.05	JRTSA39DN80S4 *
71	60	19.13	2540	1.20	JRTSAF39DN80S4 *

输出转速 Output speed n_a [r/min]	输出扭矩 Output torque T_a [N·m]	传动比 Ratio i	出轴许用径向负载 Permitted overhung load F_{Ra} [1] [N]	使用系数 Service factor f_B	型号 Model
0.55kW					
88	53	15.53	2230	0.95	
102	46	13.39	2200	1.10	
109	43	12.48	2180	1.15	JRTS39DN80S4 *
125	37	10.91	2130	1.30	JRTSF39DN80S4 *
133	35	10.23	2110	1.35	JRTSA39DN80S4 *
151	31	9.02	2070	1.50	JRTSAF39DN80S4 *
170	28	8.00	2020	1.60	
200	24	6 80	1950	1 80	
227	21	6.33	1900	1.65	
267	18	5.38	1830	1.90	
295	16	4.86	1790	2.0	
362	13	3.97	1700	2.4	
94	46	28.76	2420	1.40	
106	41	25.38	2360	1.50	
120	37	22.50	2310	1.55	
136	34	19.89	2100	1.30	
148	32	18.24	2070	1.40	
174	27	15.53	2010	1.55	
202	24	13.39	1950	1.75	JRTS39DN71M2*
216	22	12.48	1920	1.85	JRTSF39DN71M2*
248	19	10.91	1870	2.0	JRTSA39DN71M2*
264	18	10.23	1840	2.1	JRTSAF39DN71M2*
299	16	9.02	1780	2.2	
338	14	8.00	1730	2.5	
397	12	6.80	1660	2.4	
0.75kW					
1.1	4840	1223	21300	0.85	
1.3	4240	1070	30700	1.00	
1.5	3650	928	33900	1.15	JRTS99R59DN80M4*
1.7	3230	824	34600	1.30	JRTSF99R59DN80M4*
1.9	2300	714	35900	1.85	JRTSA99R59DN80M4*
2.2	2450	626	35700	1.70	JRTSAF99R59DN80M4*
2.6	2110	538	36100	2.0	
2.8	1900	484	36300	2.2	
1.3	3030	1032	18700	0.85	
1.5	2780	930	25900	0.90	
1.7	2510	831	27500	1.00	JRTS89R59DN80M4*
1.9	2190	719	28100	1.15	JRTSF89R59DN80M4*
2.2	1920	624	28600	1.30	JRTSA89R59DN80M4*
2.5	1730	558	28900	1.45	JRTSAF89R59DN80M4*
3.2	1390	435	29300	1.75	
4.3	1060	323	29600	2.3	
4.2	1240	327	12000	1.00	JRTS79R39DN80M4*
4.8	1110	289	13100	1.10	JRTSF79R39DN80M4*
5.5	960	250	14000	1.30	JRTSA79R39DN80M4*
6.3	850	219	14700	1.45	JRTSAF79R39DN80M4*
2.4	2040	286.40	36100	2.1	JRTS99DN100M8*
2.6	1890	262.22	36300	2.2	JRTSF99DN100M8*
3.0	1690	231.67	36400	2.5	JRTSA99DN100M8*
					JRTSAF99DN100M8*
3.1	1540	288.00	29100	1.60	JRTS89DN90M6*
3.5	1400	258.18	29300	1.75	JRTSF89DN90M6*
4.1	1220	222.40	29500	1.95	JRTSA89DN90M6*
4.4	1120	202.96	29600	2.1	JRTSAF89DN90M6*

输出转速 Output speed n_a [r/min]	输出扭矩 Output torque T_a [N·m]	传动比 Ratio i	出轴许用径向负载 Permitted overhung load F_{Ra} [1] [N]	使用系数 Service factor f_B	型号 Model
0.75kW					
4.8	1050	288.00	29600	2.2	JRTS89DN80M4*
5.3	950	258.18	29700	2.4	JRTSF89DN80M4*
6.2	830	222.40	29800	2.8	JRTSA89DN80M4*
6.8	765	202.96	29900	3.0	JRTSAF89DN80M4*
4.0	1160	225.26	12700	1.10	JRTS79DN90M6*
4.2	1110	214.00	13100	1.15	JRTSF79DN90M6*
4.8	990	189.09	13900	1.30	JRTSA79DN90M6*
5.6	860	161.60	14600	1.45	JRTSAF79DN90M6*
5.4	890	256.47	14500	1.45	
6.1	790	225.26	14900	1.60	
6.4	755	214.00	15100	1.70	
7.3	675	189.09	15400	1.90	JRTS79DN80M4*
8.5	585	161.60	15800	2.2	JRTSF79DN80M4*
9.3	545	148.15	15900	2.3	JRTSA79DN80M4*
11	480	130.00	16000	2.5	JRTSAF79DN80M4*
11	460	123.20	16000	2.6	
13	405	107.83	16000	2.9	
7.3	625	190.11	7570	0.85	
7.6	595	180.60	7900	0.85	
8.7	530	158.45	8570	1.00	
10	460	134.40	9180	1.15	
11	420	121.33	9470	1.25	
13	375	106.75	9750	1.40	JRTS69DN80M4*
14	355	100.80	9860	1.45	JRTSF69DN80M4*
16	305	85.83	10100	1.70	JRTSA69DN80M4*
18	310	75.06	10100	1.55	JRTSAF69DN80M4*
21	275	65.63	10200	1.75	
22	260	62.35	10300	1.85	
25	230	54.70	10300	2.1	
30	198	46.40	9840	2.4	
13	365	71.75	6430	0.80	
13	345	67.20	6660	0.85	JRTS59DN90M6*
16	295	56.61	7140	1.00	JRTSF59DN90M6*
19	295	47.32	7150	0.90	JRTSA59DN90M6*
20	275	44.22	7300	1.00	JRTSAF59DN90M6*
12	365	110.73	6400	0.80	
15	315	94.08	6930	0.95	
16	285	84.00	7210	1.05	
19	250	71.75	7500	1.15	
21	235	67.20	7590	1.20	
25	225	54.59	7650	1.10	
29	197	47.32	7810	1.25	JRTS59DN80M4*
31	185	44.22	7870	1.35	JRTSF59DN80M4*
36	161	38.23	7980	1.50	JRTSA59DN80M4*
42	138	32.48	7670	1.80	JRTSAF59DN80M4*
48	124	29.00	7450	2.0	
56	107	24.77	7150	2.3	
59	100	23.20	7030	2.5	
68	93	20.33	6490	1.80	
78	81	17.62	6260	2.1	
84	76	16.47	6160	2.2	
97	66	14.24	5930	2.6	

输出转速 Output speed n_a [r/min]	输出扭矩 Output torque T_a [N m]	传动比 Ratio i	出轴许用径向负载 Permitted overhung load F_{Ra} [N]	使用系数 Service factor f_B	型号 Model
0.75kW					
29	194	47.32	4530	0.80	
31	182	44.22	4500	0.85	JRTS49DN80M4*
36	159	38.23	4420	1.00	JRTSF49DN80M4*
42	136	32.48	4310	1.15	JRTSA49DN80M4*
48	122	29.00	4230	1.25	JRTSAF49DN80M4*
56	106	24.77	4110	1.45	
59	99	23.20	4060	1.55	
68	93	20.33	3610	1.20	
78	81	17.62	3530	1.35	
84	76	16.47	3490	1.45	
97	66	14.24	3410	1.65	JRTS49DN80M4
114	56	12.10	3300	1.95	JRTSF49DN80M4
128	50	10.80	3230	2.2	JRTSA49DN80M4
150	43	9.23	3120	2.5	JRTSAF49DN80M4
160	41	8.64	3070	2.7	
190	34	7.28	2950	3.0	
225	29	6.40	2830	2.6	
267	25	5.39	2700	3.0	
302	22	4.76	2620	3.3	
360	18	4.00	2500	3.3	
72	81	19.13	2270	0.85	
111	57	12.48	1930	0.85	
127	50	10.91	1920	0.95	
135	47	10.23	1910	1.00	
153	42	9.02	1890	1.10	JRTS39DN80M4*
173	37	8.00	1860	1.20	JRTSF39DN80M4*
203	32	6.80	1820	1.35	JRTSA39DN80M4*
227	29	6.33	1780	1.20	JRTSAF39DN80M4*
267	24	5.38	1730	1.40	
296	22	4.86	1690	1.50	
363	18	3.97	1620	1.75	
141	43	19.13	2090	1.05	
174	37	15.53	1860	1.15	
202	32	13.39	1820	1.30	
216	30	12.48	1800	1.35	JRTS39DN80S2*
248	26	10.91	1760	1.50	JRTSF39DN80S2*
264	25	10.23	1740	1.55	JRTSA39DN80S2*
299	22	9.02	1690	1.65	JRTSAF39DN80S2*
338	19	8.00	1650	1.80	
397	17	6.80	1590	1.75	
1.1kW					
1.7	4720	824	23300	0.90	
2.0	3370	714	34400	1.25	JRTS99R59DN90S4*
2.2	3590	626	34000	1.15	JRTSF99R59DN90S4*
2.6	3090	538	34800	1.35	JRTSA99R59DN90S4*
2.9	2790	484	35200	1.50	JRTSAF99R59DN90S4*
3.3	2430	420	35700	1.75	
2.2	2820	624	25400	0.90	
2.5	2550	558	27400	1.00	JRTS89R59DN90S4*
2.9	2240	485	28000	1.10	JRTSF89R59DN90S4*
3.2	2040	435	28400	1.20	JRTSA89R59DN90S4*
3.7	1790	378	28800	1.35	JRTSAF89R59DN90S4*

输出转速 Output speed n_a [r/min]	输出扭矩 Output torque T_a [N m]	传动比 Ratio i	出轴许用径向负载 Permitted overhung load F_{Ra} [N]	使用系数 Service factor f_B	型号 Model
1.1kW					
4.3	1560	323	29100	1.55	
5.0	1370	281	29300	1.75	JRTS89R59DN90S4*
5.5	1460	255	29200	1.35	JRTSF89R59DN90S4*
6.3	1280	222	29400	1.55	JRTSA89R59DN90S4*
6.8	1200	205	29500	1.65	JRTSAF89R59DN90S4*
6.4	1240	219	12000	1.00	JRTS79R39DN90S4* JRTSF79R39DN90S4* JRTSA79R39DN90S4* JRTSAF79R39DN90S4*
2.4	3030	286.40	34900	1.40	JRTS99DN100L8*
2.6	2800	262.22	35200	1.50	JRTSF99DN100L8*
2.9	2500	231.67	35600	1.70	JRTSA99DN100L8*
3.5	2160	196.52	36000	1.95	JRTSAF99DN100L8*
3.2	2310	286.40	35900	1.80	JRTS99DN90L6*
3.5	2130	262.22	36000	1.95	JRTSF99DN90L6*
4.0	1900	231.67	36300	2.2	JRTSA99DN90L6* JRTSAF99DN90L6*
3.2	2220	288.00	28100	1.10	JRTS89DN90L6*
3.6	2010	258.18	28400	1.20	JRTSF89DN90L6*
4.1	1760	222.40	28800	1.35	JRTSA89DN90L6*
4.5	1620	202.96	29000	1.45	JRTSAF89DN90L6*
4.9	1520	288.00	29100	1.50	
5.4	1370	258.18	29300	1.65	JRTS89DN90S4*
6.3	1200	222.40	29500	1.90	JRTSF89DN90S4*
6.9	1100	202.96	29600	2.0	JRTSA89DN90S4*
7.8	990	180.00	29700	2.2	JRTSAF89DN90S4*
9.2	840	151.30	29800	2.5	
6.2	1150	225.26	12800	1.10	
6.5	1100	214.00	13200	1.15	
7.4	980	189.09	13900	1.30	
8.7	850	161.60	14700	1.50	JRTS79DN90S4*
9.4	785	148.15	15000	1.60	JRTSF79DN90S4*
11	695	130.00	15400	1.75	JRTSA79DN90S4*
11	665	123.20	15500	1.80	JRTSAF79DN90S4*
13	585	107.83	15800	2.0	
14	535	97.14	15900	2.1	
16	470	85.22	16000	2.3	
12	605	121.33	7790	0.85	
13	540	106.75	8490	0.95	
14	515	100.80	8740	1.00	
16	445	85.83	9300	1.15	
18	405	78.00	9550	1.30	
21	400	65.63	9610	1.20	JRTS69DN90S4*
22	380	62.35	9720	1.25	JRTSF69DN90S4*
26	335	54.70	9560	1.45	JRTSA69DN90S4*
30	285	46.40	9240	1.65	JRTSAF69DN90S4*
33	260	41.89	9040	1.85	
38	230	36.85	8780	2.1	
40	220	34.80	8660	2.2	
47	187	29.63	8330	2.6	

输出转速 Output speed n_a [r/min]	输出扭矩 Output torque T_a [N m]	传动比 Ratio i	出轴许用径向负载 Permitted overhung load F_{Ra} [N]	使用系数 Service factor f_B	型号 Model
1.1kW					
20	360	71.75	6480	0.80	JRTS59DN90S4*
21	340	67.20	6710	0.85	JRTSF59DN90S4*
25	290	56.61	7180	0.90	JRTSA59DN90S4*
30	285	47.32	7220	0.85	JRTSAF59DN90S4*
32	265	44.22	7360	0.90	
37	235	38.23	7410	1.05	
43	200	32.48	7170	1.25	JRTS59DN90S4*
48	179	29.00	7000	1.35	JRTSF59DN90S4*
57	154	24.77	6760	1.60	JRTSA59DN90S4*
60	145	23.20	6660	1.70	JRTSAF59DN90S4*
72	123	19.54	6390	1.75	
79	117	17.62	5870	1.45	
85	110	16.47	5780	1.55	JRTS59DN90S4 *
98	95	14.24	5610	1.75	JRTSF59DN90S4 *
116	82	12.10	5400	2.1	JRTSA59DN90S4 *
130	73	10.80	5260	2.3	JRTSAF59DN90S4 *
152	63	9.23	5050	2.7	
48	177	29.00	3720	0.90	
57	153	24.77	3670	1.00	
60	143	23.20	3640	1.05	
72	122	19.54	3560	1.20	
79	117	17.62	3070	0.95	
85	109	16.47	3060	1.00	
98	95	14.24	3030	1.15	JRTS49DN90S4 *
116	81	12.10	2980	1.35	JRTSF49DN90S4 *
130	73	10.80	2940	1.50	JRTSA49DN90S4 *
152	63	9.23	2870	1.75	JRTSAF49DN90S4 *
162	59	8.64	2840	1.85	
192	50	7.28	2750	2.1	
227	42	6.40	2660	1.80	
270	36	5.39	2560	2.1	
306	32	4.76	2490	2.3	
364	27	4.00	2390	2.3	
175	54	8.00	1570	0.85	
206	46	6.80	1580	0.95	JRTS39DN90S4 *
230	42	6.33	1570	0.85	JRTSF39DN90S4 *
270	35	5.38	1540	0.95	JRTSA39DN90S4 *
299	32	4.86	1530	1.05	JRTSAF39DN90S4 *
367	26	3.97	1490	1.20	
202	47	13.39	1590	0.85	
216	44	12.48	1580	0.90	
248	39	10.91	1570	1.00	JRTS39DN80M2*
264	36	10.23	1560	1.05	JRTSF39DN80M2*
299	32	9.02	1540	1.10	JRTSA39DN80M2*
338	28	8.00	1510	1.25	JRTSAF39DN80M2*
397	24	6.80	1470	1.20	
1.5kW					
2.0	4590	714	29100	0.90	JRTS99R59DN90L4 *
2.2	4890	626	19100	0.85	JRTSF99R59DN90L4 *
2.6	4220	538	31100	1.00	JRTSA99R59DN90L4 *
					JRTSAF99R59DN90L4 *

输出转速 Output speed n_a [r/min]	输出扭矩 Output torque T_a [N m]	传动比 Ratio i	出轴许用径向负载 Permitted overhung load F_{Ra} [N]	使用系数 Service factor f_B	型号 Model
1.5kW					
2.9	3810	484	33600	1.10	
3.4	3310	420	34500	1.25	JRTS99R59DN90L4 *
3.8	2990	376	35000	1.40	JRTSF99R59DN90L4 *
4.3	2630	327	35500	1.60	JRTSA99R59DN90L4 *
2.9	3060	485	17200	0.80	JRTSAF99R59DN90L4 *
3.2	2780	435	25900	0.90	
3.7	2450	378	27600	1.00	
4.4	2130	323	28200	1.15	JRTS89R59DN90L4 *
5.0	1870	281	28600	1.30	JRTSF89R59DN90L4 *
5.5	2000	255	28400	1.00	JRTSA89R59DN90L4 *
6.3	1750	222	28800	1.15	JRTSAF89R59DN90L4 *
6.9	1630	205	29000	1.20	
2.4	4030	286.40	33100	1.05	JRTS99DN112M8*
2.7	3720	262.22	33700	1.15	JRTSF99DN112M8*
3.0	3330	231.67	34400	1.25	JRTSA99DN112M8*
3.6	2870	196.52	35200	1.45	JRTSAF99DN112M8*
3.2	3150	286.40	34700	1.35	JRTS99DN100L6 *
3.5	2910	262.22	35100	1.45	JRTSF99DN100L6 *
4.0	2600	231.67	35500	1.60	JRTSA99DN100L6 *
4.7	2230	196.52	35900	1.90	JRTSAF99DN100L6 *
4.9	2130	286.40	36000	1.90	JRTS99DN90L4 *
5.4	1970	262.22	36200	2.0	JRTSF99DN90L4 *
6.1	1760	231.67	36400	2.3	JRTSA99DN90L4 *
7.2	1510	196.52	36600	2.7	JRTSAF99DN90L4 *
3.6	2740	258.18	26600	0.90	JRTS89DN100L6 *
4.1	2390	222.40	27700	1.00	JRTSF89DN100L6 *
4.5	2200	202.96	28100	1.10	JRTSA89DN100L6 *
5.1	1980	180.00	28500	1.20	JRTSAF89DN100L6 *
4.9	2060	288.00	28300	1.10	
5.5	1860	258.18	28700	1.20	
6.3	1630	222.40	29000	1.40	
6.9	1500	202.96	29200	1.50	JRTS89DN90L4*
7.8	1340	180.00	29400	1.65	JRTSF89DN90L4*
9.3	1140	151.30	29600	1.90	JRTSA89DN90L4*
10	1060	139.05	29600	2.0	JRTSAF89DN90L4*
11	950	123.48	29700	2.2	
13	850	110.40	29800	2.3	
14	770	99.26	29900	2.5	
7.5	1330	189.09	10600	0.95	
8.7	1150	161.60	12700	1.10	
9.5	1060	148.15	13400	1.15	
11	940	130.00	14100	1.30	
11	900	123.20	14400	1.35	
13	795	107.83	14900	1.45	
15	725	97.14	15300	1.60	
17	640	85.22	15400	1.70	JRTS79DN90L4 *
19	650	75.09	14100	1.70	JRTSF79DN90L4 *
20	620	71.33	14000	1.80	JRTSA79DN90L4 *
21	510	66.67	14600	2.0	JRTSAF79DN90L4 *
22	550	63.03	13700	2.0	
25	440	56.92	14000	2.3	
26	470	53.87	13200	2.3	
29	435	49.38	13000	2.5	
33	385	43.33	12600	2.9	

输出转速 Output speed n_a [r/min]	输出扭矩 Output torque T_a [N m]	传动比 Ratio i	出轴许用径向负载 Permitted overhung load F_{Ra} [N]	使用系数 Service factor f_B	型号 Model
1.5kW					
16	600	85.83	7850	0.85	JRTS69DN90L4 ⋆
18	550	78.00	8390	0.95	JRTSF69DN90L4 ⋆
21	540	65.63	8510	0.90	JRTSA69DN90L4 ⋆ JRTSAF69DN90L4 ⋆
23	515	62.35	8740	0.95	
26	455	54.70	8810	1.05	
30	390	46.40	8590	1.25	
34	355	41.89	8450	1.35	
38	310	36.85	8250	1.55	JRTS69DN90L4 ⋆
41	295	34.80	8160	1.60	JRTSF69DN90L4 ⋆
48	255	29.63	7900	1.90	JRTSA69DN90L4 ⋆
52	230	26.93	7740	2.1	JRTSAF69DN90L4 ⋆
58	220	24.44	7000	1.55	
61	210	23.22	6950	1.60	
69	186	20.37	6790	1.85	
82	159	17.28	6580	2.1	JRTS69DN90L4 ⋆
90	144	15.60	6440	2.4	JRTSF69DN90L4 ⋆
103	127	13.73	6260	2.7	JRTSA69DN90L4 ⋆ JRTSAF69DN90L4 ⋆
43	270	32.48	6630	0.90	
49	245	29.00	6520	1.00	
57	210	24.77	6340	1.15	
61	196	23.20	6270	1.25	
72	167	19.54	6060	1.30	JRTS59DN90L4 ⋆
80	159	17.62	5430	1.05	JRTSF59DN90L4 ⋆
86	149	16.47	5380	1.15	JRTSA59DN90L4 ⋆ JRTSAF59DN90L4 ⋆
99	129	14.24	5250	1.30	
117	110	12.10	5100	1.55	
131	99	10.80	4980	1.70	
153	85	9.23	4820	2.0	
99	129	14.24	2610	0.85	JRTS49DN90L4 ⋆
117	110	12.10	2620	1.00	JRTSF49DN90L4 ⋆
131	99	10.80	2620	1.10	JRTSA49DN90L4 ⋆ JRTSAF49DN90L4 ⋆
153	85	9.23	2590	1.30	
163	79	8.64	2580	1.35	
194	67	7.28	2530	1.55	JRTS49DN90L4 ⋆
228	58	6.40	2470	1.30	JRTSF49DN90L4 ⋆
271	49	5.39	2400	1.50	JRTSA49DN90L4 ⋆ JRTSAF49DN90L4 ⋆
307	43	4.76	2350	1.65	
365	36	4.00	2270	1.70	
299	44	9.02	1330	0.85	JRTS39DN90S2⋆
338	39	8.00	1350	0.90	JRTSF39DN90S2⋆
397	33	6.80	1340	0.90	JRTSA39DN90S2⋆ JRTSAF39DN90S2⋆
2.2kW					
3.4	4900	420	18800	0.85	
3.8	4410	376	28300	0.95	JRTS99R59DN100S4⋆
4.3	3870	327	33500	1.10	JRTSF99R59DN100S4⋆
4.9	3420	287	34300	1.25	JRTSA99R59DN100S4⋆ JRTSAF99R59DN100S4⋆
5.6	3000	252	35000	1.40	
3.3	4530	286.40	30200	0.95	JRTS99DN112M6 ⋆
3.6	4180	262.22	32800	1.00	JRTSF99DN112M6 ⋆
4.1	3730	231.67	33700	1.15	JRTSA99DN112M6 ⋆
4.8	3210	196.52	34600	1.30	JRTSAF99DN112M6 ⋆

输出转速 Output speed n_a [r/min]	输出扭矩 Output torque T_a [N m]	传动比 Ratio i	出轴许用径向负载 Permitted overhung load F_{Ra} [N]	使用系数 Service factor f_B	型号 Model
2.2kW					
4.9	3130	286.40	34800	1.30	
5.4	2890	262.22	35100	1.40	
6.1	2570	231.67	35500	1.55	
7.2	2210	196.52	36000	1.80	
7.8	2050	180.95	36100	1.90	JRTS99DN100S4⋆
8.7	1840	161.74	36300	2.1	JRTSF99DN100S4⋆
9.7	1670	145.60	36500	2.2	JRTSA99DN100S4⋆
11	1520	131.85	36600	2.4	JRTSAF99DN100S4⋆
12	1360	116.92	36700	2.6	
13	1240	105.71	36800	2.8	
16	1060	89.60	36900	3.1	
5.5	2730	258.18	26800	0.85	
6.3	2380	222.40	27700	0.95	JRTS89DN100S4⋆
6.9	2190	202.96	28100	1.05	JRTSF89DN100S4⋆
7.8	1970	180.00	28500	1.10	JRTSA89DN100S4⋆
9.3	1680	151.30	28900	1.30	JRTSAF89DN100S4⋆
10	1550	139.05	29100	1.35	
11	1390	123.48	29300	1.50	
13	1250	110.40	29500	1.60	
14	1130	99.26	29600	1.75	
16	990	86.15	29700	1.90	JRTS89DN100S4⋆
17	1060	81.76	29600	1.50	JRTSF89DN100S4⋆
18	890	77.14	29800	2.0	JRTSA89DN100S4⋆
20	920	70.43	29700	1.75	JRTSAF89DN100S4⋆
22	840	64.27	29800	1.90	
25	750	57.00	29900	2.1	
11	1390	130.00	6140	0.85	
11	1320	123.20	11100	0.90	
13	1170	107.83	12600	1.00	
15	1060	97.14	13400	1.10	
17	940	85.22	14100	1.15	
19	840	75.20	13800	1.30	
21	745	66.67	13500	1.40	
22	810	63.03	12400	1.35	
25	645	56.92	13100	1.55	JRTS79DN100S4⋆
26	695	53.87	12100	1.60	JRTSF79DN100S4⋆
29	635	49.38	11900	1.75	JRTSA79DN100S4⋆
33	560	43.33	11700	1.95	JRTSAF79DN100S4⋆
34	535	41.07	11600	2.1	
39	470	35.94	11300	2.3	
44	425	32.38	11000	2.6	
50	375	28.41	10700	2.8	
56	330	25.07	10400	3.1	
62	310	22.89	9490	2.3	
67	285	20.99	9340	2.5	
30	570	46.40	7480	0.85	
34	515	41.89	7440	0.95	JRTS69DN100S4⋆
38	460	36.85	7360	1.05	JRTSF69DN100S4⋆
41	435	34.80	7320	1.10	JRTSA69DN100S4⋆
48	370	29.63	7180	1.30	JRTSAF69DN100S4⋆
52	340	26.93	7080	1.40	

输出转速 Output speed n_a [r/min]	输出扭矩 Output torque T_a [N·m]	传动比 Ratio i	出轴许用径向负载 Permitted overhung load F_{Ra} [N]	使用系数 Service factor f_B	型号 Model
2.2kW					
60	295	23.33	6920	1.60	
69	275	20.37	6060	1.25	
82	235	17.28	5960	1.45	
90	210	15.60	5880	1.60	JRTS69DN100S4* JRTSF69DN100S4* JRTSA69DN100S4* JRTSAF69DN100S4*
103	186	13.73	5770	1.85	
109	176	12.96	5710	1.95	
128	151	11.03	5550	2.3	
141	137	10.03	5450	2.5	
162	119	8.69	5300	2.8	
99	190	14.24	4640	0.90	
117	162	12.10	4580	1.05	
131	145	10.80	4520	1.15	JRTS59DN100S4* JRTSF59DN100S4* JRTSA59DN100S4* JRTSAF59DN100S4*
153	124	9.23	4420	1.35	
163	117	8.64	4380	1.40	
194	99	7.28	4250	1.50	
227	85	6.40	4120	1.15	
269	72	5.39	3980	1.30	
304	64	4.76	3870	1.45	
362	54	4.00	3720	1.65	
3.0kW					
4.9	4710	287	23700	0.90	
5.6	4140	252	32400	1.00	JRTS99R59DN100L4 * JRTSF99R59DN100L4 * JRTSA99R59DN100L4 * JRTSAF99R59DN100L4 *
6.4	3620	219	33900	1.15	
6.8	3400	205	34300	1.25	
4.9	4290	286.40	32600	0.95	
5.3	3960	262.22	33300	1.00	
6.0	3530	231.67	34100	1.15	
7.1	3040	196.52	34900	1.30	
7.7	2810	180.95	35200	1.40	JRTS99DN100L4 * JRTSF99DN100L4 * JRTSA99DN100L4 * JRTSAF99DN100L4 *
8.7	2530	161.74	35600	1.50	
9.6	2300	145.60	35900	1.65	
11	2090	131.85	36100	1.75	
12	1870	116.92	36300	1.90	
13	1700	105.71	36400	2.0	
16	1450	89.60	36600	2.2	
17	1470	80.85	36600	2.2	
7.8	2700	180.00	27100	0.80	
9.2	2300	151.30	27900	0.95	
10	2130	139.05	28200	1.00	
11	1900	123.48	28600	1.10	
13	1720	110.40	28900	1.15	
14	1550	99.26	29100	1.25	
16	1360	86.15	29300	1.40	JRTS89DN100L4 * JRTSF89DN100L4 * JRTSA89DN100L4 * JRTSAF89DN100L4 *
17	1460	81.76	29200	1.10	
18	1230	77.14	29500	1.50	
20	1260	70.43	29400	1.25	
22	1160	64.27	29500	1.40	
25	1030	57.00	29700	1.55	
29	870	47.91	29800	1.85	
32	800	44.03	29800	2.0	
36	715	39.10	29900	2.2	
40	640	34.96	29900	2.5	

输出转速 Output speed n_a [r/min]	输出扭矩 Output torque T_a [N·m]	传动比 Ratio i	出轴许用径向负载 Permitted overhung load F_{Ra} [N]	使用系数 Service factor f_B	型号 Model
3.0kW					
16	1290	85.22	11500	0.85	JRTS79DN100L4 * JRTSF79DN100L4 * JRTSA79DN100L4 * JRTSAF79DN100L4 *
19	1150	75.20	12500	0.95	
21	1020	66.67	12400	1.00	
22	1110	63.03	10900	1.00	
25	880	56.92	12100	1.10	
26	950	53.87	10800	1.15	
28	880	49.38	10800	1.25	
32	770	43.33	10700	1.40	
34	735	41.07	10600	1.50	
39	645	35.94	10400	1.70	
43	585	32.38	10300	1.85	JRTS79DN100L4 * JRTSF79DN100L4 * JRTSA79DN100L4 * JRTSAF79DN100L4 *
49	515	28.41	10100	2.0	
56	455	25.07	9840	2.2	
61	430	22.89	8680	1.65	
67	395	20.99	8590	1.80	
76	345	18.42	8450	2.0	
80	330	17.45	8390	2.2	
92	290	15.28	8210	2.5	
102	260	13.76	8060	2.7	
116	230	12.07	7870	3.1	JRTS79DN100L4 * JRTSF79DN100L4 * JRTSA79DN100L4 * JRTSAF79DN100L4 *
131	205	10.65	7670	3.5	
40	595	34.80	6350	0.80	JRTS69DN100L4 * JRTSF69DN100L4 * JRTSA69DN100L4 * JRTSAF69DN100L4 *
47	510	29.63	6350	0.95	
52	465	26.93	6330	1.05	
60	405	23.33	6270	1.20	
69	375	20.37	5230	0.90	
81	320	17.28	5250	1.05	
90	290	15.60	5240	1.15	JRTS69DN100L4 * JRTSF69DN100L4 * JRTSA69DN100L4 * JRTSAF69DN100L4 *
102	255	13.73	5210	1.35	
108	240	12.96	5190	1.40	
127	205	11.03	5100	1.65	
140	188	10.03	5050	1.80	
161	164	8.69	4940	2.0	
185	143	7.56	4830	2.1	
130	199	10.80	3990	0.85	
152	171	9.23	3970	1.00	
162	160	8.64	3960	1.05	JRTS59DN100L4 * JRTSF59DN100L4 * JRTSA59DN100L4 * JRTSAF59DN100L4 *
192	136	7.28	3900	1.10	
228	116	6.40	3810	0.85	
270	98	5.39	3710	0.95	
306	87	4.76	3630	1.05	
364	73	4.00	3520	1.20	
4.0kW					
6.5	4780	219	22700	0.90	JRTS99R59DN112M4* JRTSF99R59DN112M4* JRTSA99R59DN112M4* JRTSAF99R59DN112M4*
6.9	4490	205	27300	0.95	
6.1	4650	231.67	28300	0.85	JRTS99DN112M4* JRTSF99DN112M4* JRTSA99DN112M4* JRTSAF99DN112M4*
7.2	3990	196.52	33200	1.00	
7.8	3700	180.95	33800	1.05	

输出转速 Output speed n_a [r/min]	输出扭矩 Output torque T_a [N m]	传动比 Ratio i	出轴许用径向负载 Permitted overhung load F_{Ra} [N]	使用系数 Service factor f_B	型号 Model
4.0kW					
8.8	3330	161.74	34400	1.15	
9.8	3020	145.60	34900	1.25	
11	2750	131.85	35300	1.35	
12	2460	116.92	35700	1.45	
13	2230	105.71	35900	1.55	JRTS99DN112M4*
16	1910	89.60	36300	1.70	JRTSF99DN112M4*
18	1940	80.85	36200	1.65	JRTSA99DN112M4*
20	1720	71.43	36400	1.90	JRTSAF99DN112M4*
23	1470	60.59	36600	2.2	
25	1350	55.79	36700	2.4	
12	2510	123.48	27500	0.80	
13	2260	110.40	28000	0.90	
14	2040	99.26	28400	0.95	
16	1790	86.15	28800	1.05	
18	1610	77.14	29000	1.15	JRTS89DN112M4*
20	1660	70.43	28900	0.95	JRTSF89DN112M4*
22	1520	64.27	29100	1.05	JRTSA89DN112M4*
25	1350	57.00	29300	1.20	JRTSAF89DN112M4*
30	1150	47.91	29500	1.40	
32	1060	44.03	29600	1.50	
36	940	39.10	29700	1.70	
41	840	34.96	29800	1.90	JRTS89DN112M4*
45	760	31.43	29100	2.1	JRTSF89DN112M4*
52	665	27.28	28200	2.4	JRTSA89DN112M4*
56	635	25.50	26600	1.95	JRTSAF89DN112M4*
25	1160	56.92	10800	0.85	JRTS79DN112M4*
26	1250	53.87	9250	0.90	JRTSF79DN112M4*
29	1150	49.38	9320	0.95	JRTSA79DN112M4*
33	1020	43.33	9370	1.10	JRTSAF79DN112M4*
35	960	41.07	9370	1.15	
40	850	35.94	9340	1.30	
44	765	32.38	9290	1.40	
50	675	28.41	9190	1.55	
57	600	25.07	9070	1.70	
62	565	22.89	7650	1.25	JRTS79DN112M4*
68	520	20.99	7650	1.35	JRTSF79DN112M4*
77	455	18.42	7620	1.55	JRTSA79DN112M4*
81	435	17.45	7590	1.65	JRTSAF79DN112M4*
93	380	15.28	7510	1.85	
103	345	13.76	7430	2.1	
118	300	12.07	7310	2.4	
133	265	10.65	7170	2.7	
150	235	9.44	7030	3.1	
176	205	8.06	6830	3.3	
82	420	17.28	3810	0.80	
91	380	15.60	4180	0.90	
103	335	13.73	4500	1.00	JRTS69DN112M4*
110	320	12.96	4520	1.05	JRTSF69DN112M4*
129	270	11.03	4530	1.25	JRTSA69DN112M4*
142	245	10.03	4520	1.35	JRTSAF69DN112M4*
163	215	8.69	4490	1.55	
188	188	7.56	4430	1.55	

输出转速 Output speed n_a [r/min]	输出扭矩 Output torque T_a [N m]	传动比 Ratio i	出轴许用径向负载 Permitted overhung load F_{Ra} [N]	使用系数 Service factor f_B	型号 Model
5.5kW					
8.8	4550	161.74	29900	0.85	
9.8	4130	145.60	32900	0.90	
11	3760	131.85	33700	0.95	
12	3360	116.92	34400	1.05	
14	3050	105.71	34900	1.15	
16	2610	89.60	35500	1.25	JRTS99DN132S4*
18	2290	78.26	35900	1.35	JRTSF99DN132S4*
20	2350	71.43	35800	1.40	JRTSA99DN132S4*
22	1930	65.45	36200	1.50	JRTSAF99DN132S4*
24	2000	60.59	36200	1.65	
26	1850	55.79	36300	1.80	
29	1660	49.87	36500	2.0	
32	1500	44.89	36600	2.2	
35	1360	40.65	36700	2.4	
19	2200	77.14	28100	0.85	JRTS89DN132S4*
22	1850	64.00	28700	0.90	JRTSF89DN132S4*
25	1850	57.00	28700	0.85	JRTSA89DN132S4*
30	1560	47.91	29100	1.00	JRTSAF89DN132S4*
32	1440	44.03	29200	1.10	
37	1280	39.10	29200	1.25	
41	1150	34.96	28600	1.40	
45	1040	31.43	28000	1.55	
52	910	27.28	27200	1.75	
56	870	25.50	25200	1.45	JRTS89DN132S4*
67	730	21.43	24500	1.70	JRTSF89DN132S4*
73	675	19.70	24100	1.85	JRTSA89DN132S4*
82	600	17.49	23500	2.1	JRTSAF89DN132S4*
91	535	15.64	23000	2.3	
102	485	14.06	22500	2.6	
117	420	12.21	21800	3.0	
131	375	10.93	21200	3.3	
35	1320	41.07	7560	0.85	JRTS79DN132S4*
40	1160	35.94	7750	0.95	JRTSF79DN132S4*
44	1050	32.38	7850	1.05	JRTSA79DN132S4*
50	920	28.41	7920	1.15	JRTSAF79DN132S4*
57	820	25.07	7940	1.25	
64	725	22.22	7920	1.35	
78	625	18.42	5920	1.15	
82	590	17.45	6170	1.20	JRTS79DN132S4*
94	520	15.28	6490	1.35	JRTSF79DN132S4*
104	470	13.76	6510	1.50	JRTSA79DN132S4*
118	410	12.07	6500	1.75	JRTSAF79DN132S4*
134	365	10.65	6450	2.0	
151	325	9.44	6390	2.2	
177	275	8.06	6280	2.5	
130	370	11.03	2930	0.90	JRTS69DN132S4*
143	340	10.03	3260	1.00	JRTSF69DN132S4*
165	295	8.69	3670	1.15	JRTSA69DN132S4*
189	255	7.56	3850	1.15	JRTSAF69DN132S4*

输出转速 Output speed n_a [r/min]	输出扭矩 Output torque T_a [N m]	传动比 Ratio i	出轴许用径向负载 Permitted overhung load F_{Ra} [N]	使用系数 Service factor f_B	型号 Model
7.5kW					
14	4160	105.71	32900	0.85	
16	3560	89.60	34100	0.90	
18	3130	78.26	34800	1.00	
20	3200	71.43	34600	1.05	
22	2630	65.45	35500	1.10	
24	2730	60.59	35300	1.20	
26	2520	55.79	35600	1.30	JRTS99DN132M4*
29	2260	49.87	35900	1.45	JRTSF99DN132M4*
32	2040	44.89	36100	1.60	JRTSA99DN132M4*
35	1850	40.65	36300	1.80	JRTSAF99DN132M4*
40	1650	36.05	36200	2.0	
44	1490	32.60	35500	2.2	
54	1240	26.39	32000	2.1	
61	1110	23.59	31400	2.3	
67	1000	21.23	30700	2.6	
74	910	19.23	30100	2.9	
32	1970	44.03	27800	0.80	JRTS89DN132M4*
37	1750	39.10	27400	0.90	JRTSF89DN132M4*
41	1570	34.96	27000	1.00	JRTSA89DN132M4*
					JRTSAF89DN132M4*
45	1420	31.43	26500	1.15	
52	1230	27.28	25900	1.30	
56	1180	25.50	23500	1.05	
67	1000	21.43	23000	1.25	
73	920	19.70	22700	1.35	JRTS89DN132M4*
82	820	17.49	22300	1.50	JRTSF89DN132M4*
91	730	15.64	21900	1.70	JRTSA89DN132M4*
102	660	14.06	21500	1.90	JRTSAF89DN132M4*
117	575	12.21	20900	2.2	
131	515	10.93	20500	2.4	
158	430	9.07	19700	2.7	
181	375	7.88	19100	2.7	
50	1260	28.41	6240	0.85	JRTS79DN132M4*
57	1110	25.07	6450	0.90	JRTSF79DN132M4*
64	990	22.22	6600	1.00	JRTSA79DN132M4*
78	850	18.42	1860	0.85	JRTSAF79DN132M4*
82	810	17.45	2290	0.90	
94	705	15.28	3250	1.00	JRTS79DN132M4*
104	640	13.76	3890	1.10	JRTSF79DN132M4*
118	560	12.07	4570	1.30	JRTSA79DN132M4*
134	495	10.65	5110	1.45	JRTSAF79DN132M4*
151	440	9.44	5540	1.65	
177	380	8.06	5560	1.80	
9.2kW					
18	3810	78.26	33600	0.80	JRTS99DN132L4*
22	3210	65.45	34600	0.90	JRTSF99DN132L4*
26	3070	55.79	34800	1.05	JRTSA99DN132L4*
					JRTSAF99DN132L4*
29	2750	49.87	35300	1.20	JRTS99DN132L4*
32	2480	44.89	35600	1.35	JRTSF99DN132L4*
35	2260	40.65	35700	1.45	JRTSA99DN132L4*
40	2010	36.05	35000	1.65	JRTSAF99DN132L4*

输出转速 Output speed n_a [r/min]	输出扭矩 Output torque T_a [N m]	传动比 Ratio i	出轴许用径向负载 Permitted overhung load F_{Ra} [N]	使用系数 Service factor f_B	型号 Model
9.2kW					
44	1820	32.60	34400	1.75	
55	1510	26.39	30700	1.70	
61	1350	23.59	30200	1.90	
68	1220	21.23	29700	2.1	JRTS99DN132L4*
75	1110	19.23	29200	2.3	JRTSF99DN132L4*
84	980	17.05	28500	2.6	JRTSA99DN132L4*
93	890	15.42	28000	2.8	JRTSAF99DN132L4*
110	755	13.07	27000	3.1	
126	660	11.41	26200	3.3	
41	1910	34.96	25600	0.85	
46	1730	31.43	25300	0.95	JRTS89DN132L4*
53	1500	27.28	24800	1.05	JRTSF89DN132L4*
59	1350	24.43	24400	1.20	JRTSA89DN132L4*
					JRTSAF89DN132L4*
71	1120	20.27	23700	1.40	
73	1120	19.70	21600	1.10	
82	1000	17.49	21300	1.25	
92	890	15.64	21000	1.40	JRTS89DN132L4*
102	800	14.06	20700	1.55	JRTSF89DN132L4*
118	700	12.21	20200	1.75	JRTSA89DN132L4*
132	625	10.93	19800	2.0	JRTSAF89DN132L4*
159	520	9.07	19100	2.2	
183	455	7.88	18600	2.2	
76	1040	18.97	5760	0.90	
105	780	13.76	1350	0.90	JRTS79DN132L4*
119	685	12.07	2290	1.05	JRTSF79DN132L4*
135	605	10.65	3060	1.20	JRTSA79DN132L4*
152	535	9.44	3690	1.35	JRTSAF79DN132L4*
179	460	8.06	4360	1.50	
11.0kW					
26	3670	55.79	33800	0.90	
29	3290	49.87	34500	1.00	
32	2970	44.89	34800	1.10	
35	2700	40.65	34400	1.20	
40	2400	36.05	33800	1.40	
44	2170	32.60	33300	1.45	JRTS99DN160M4*
55	1810	26.39	29400	1.45	JRTSF99DN160M4*
61	1620	23.59	29000	1.60	JRTSA99DN160M4*
68	1460	21.23	28600	1.80	JRTSAF99DN160M4*
75	1320	19.23	28200	1.95	
84	1180	17.05	27600	2.2	
93	1070	15.42	27200	2.3	
110	900	13.07	26400	2.6	
126	790	11.41	25700	2.8	
53	1800	27.28	23700	0.90	
59	1610	24.43	23400	1.00	JRTS89DN160M4*
71	1340	20.27	22800	1.20	JRTSF89DN160M4*
73	1340	19.70	20400	0.95	JRTSA89DN160M4*
82	1190	17.49	20200	1.05	JRTSAF89DN160M4*

输出转速 Output speed n_a [r/min]	输出扭矩 Output torque T_a [N m]	传动比 Ratio i	出轴许用径向负载 Permitted overhung load F_{Ra} [N]	使用系数 Service factor f_B	型号 Model
11.0kW					
92	1070	15.64	20000	1.15	
102	960	14.06	19800	1.30	JRTS89DN160M4*
118	840	12.21	19400	1.50	JRTSF89DN160M4*
132	750	10.93	19100	1.65	JRTSA89DN160M4*
159	625	9.07	18600	1.85	JRTSAF89DN160M4*
183	545	7.88	18100	1.85	
33	4000	44.89	31400	0.85	JRTS99DN160L4*
36	3630	40.65	31300	0.90	JRTSF99DN160L4*
41	3230	36.05	31000	1.00	JRTSA99DN160L4*
					JRTSAF99DN160L4*
45	2920	32.60	30800	1.10	
55	2430	26.39	26400	1.05	JRTS99DN160L4*
62	2180	23.59	26300	1.20	JRTSF99DN160L4*
69	1970	21.23	26200	1.30	JRTSA99DN160L4*
76	1780	19.23	26000	1.45	JRTSAF99DN160L4*
15.0kW					
86	1580	17.05	25700	1.60	
95	1430	15.42	25400	1.70	JRTS99DN160L4*
112	1220	13.07	24800	1.90	JRTSF99DN160L4*
128	1060	11.41	24300	2.1	JRTSA99DN160L4*
153	890	9.55	23600	2.3	JRTSAF99DN160L4*
177	775	8.26	22900	2.3	
93	1430	15.64	17900	0.85	JRTS89DN160L4*
104	1290	14.06	17900	0.95	JRTSF89DN160L4*
120	1120	12.21	17800	1.10	JRTSA89DN160L4*
					JRTSAF89DN160L4*
134	1010	10.93	17600	1.25	JRTS89DN160L4*
161	840	9.07	17300	1.35	JRTSF89DN160L4*
185	730	7.88	17000	1.40	JRTSA89DN160L4*
					JRTSAF89DN160L4*
18.5kW					
41	3970	36.05	28700	0.85	
45	3590	32.60	28600	0.90	
53	3060	27.63	28400	1.00	
61	2680	24.13	28100	1.05	
69	2420	21.23	24100	1.10	JRTS99DN180M4*
76	2190	19.23	24100	1.20	JRTSF89DN180M4*
86	1950	17.05	24000	1.30	JRTSA89DN180M4*
95	1760	15.42	23900	1.40	JRTSAF89DN180M4*
112	1500	13.07	23500	1.55	
128	1310	11.41	23200	1.70	
153	1100	9.55	22600	1.85	
177	950	8.26	22100	1.85	
22kW					
53	3630	27.63	26600	0.85	
61	3180	24.13	26500	0.90	JRTS99DN180L4*
69	2870	21.23	19800	0.90	JRTSF89DN180L4*
76	2600	19.23	21800	1.00	JRTSA89DN180L4*
86	2310	17.05	22300	1.10	JRTSAF89DN180L4*

输出转速 Output speed n_a [r/min]	输出扭矩 Output torque T_a [N m]	传动比 Ratio i	出轴许用径向负载 Permitted overhung load F_{Ra} [N]	使用系数 Service factor f_B	型号 Model
22kW					
95	2090	15.42	22400	1.20	
112	1780	13.07	22300	1.30	JRTS99DN180L4*
128	1560	11.41	22100	1.40	JRTSF89DN180L4*
153	1300	9.55	21700	1.55	JRTSA89DN180L4*
177	1130	8.26	21300	1.55	JRTSAF89DN180L4*

5. 外形尺寸表
Features size table

JRTS39..

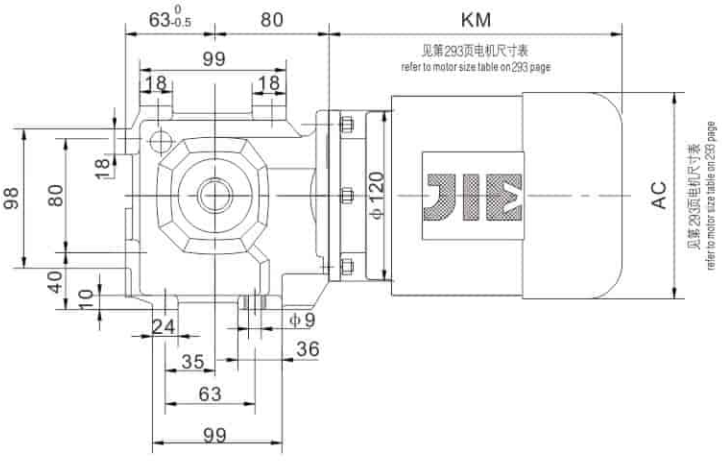

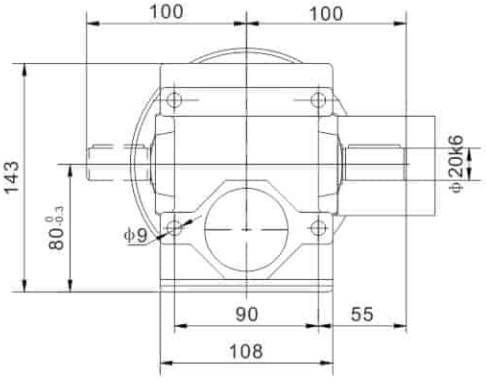

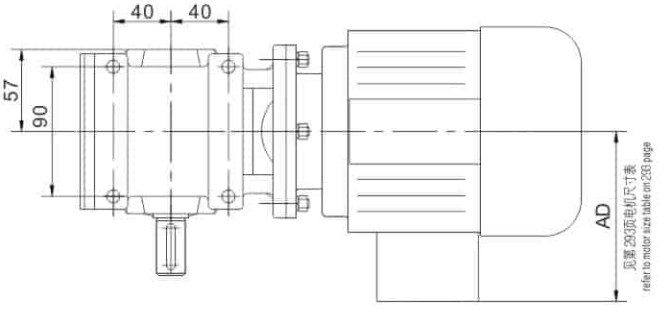

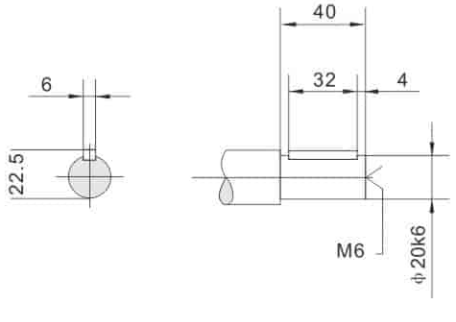

JRTSF39..

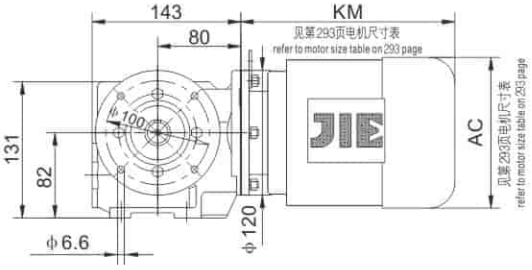

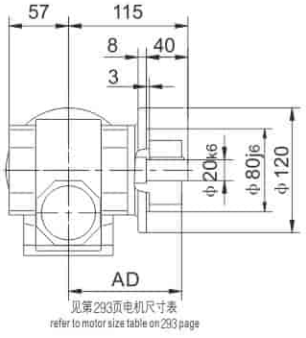

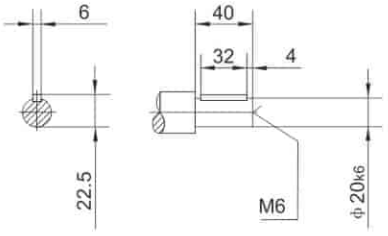

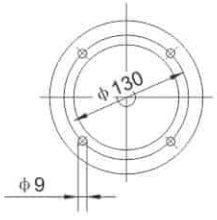

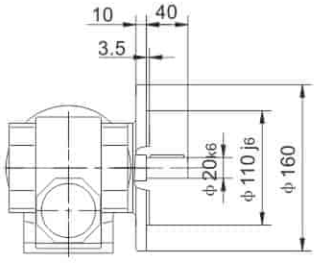

JRTSAF39..

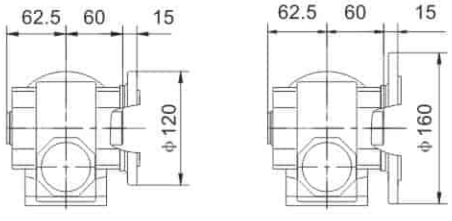

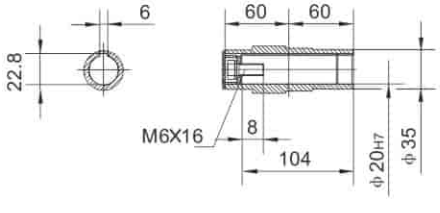

JRTSHF39..

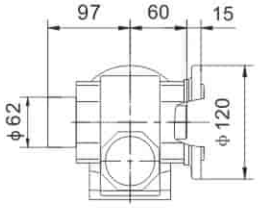

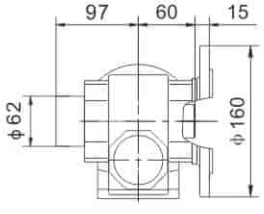

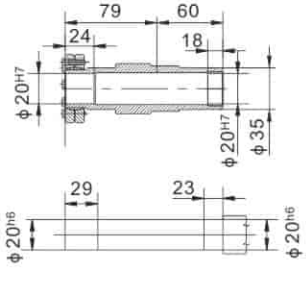

JRTSA39..

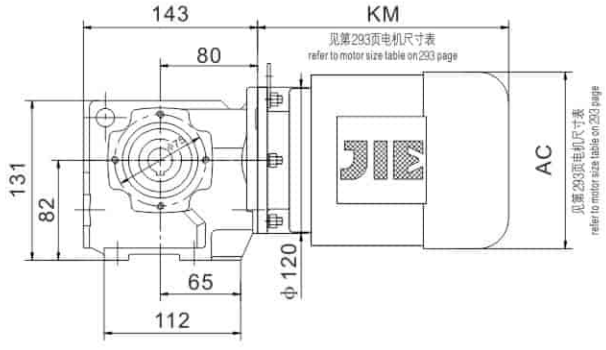

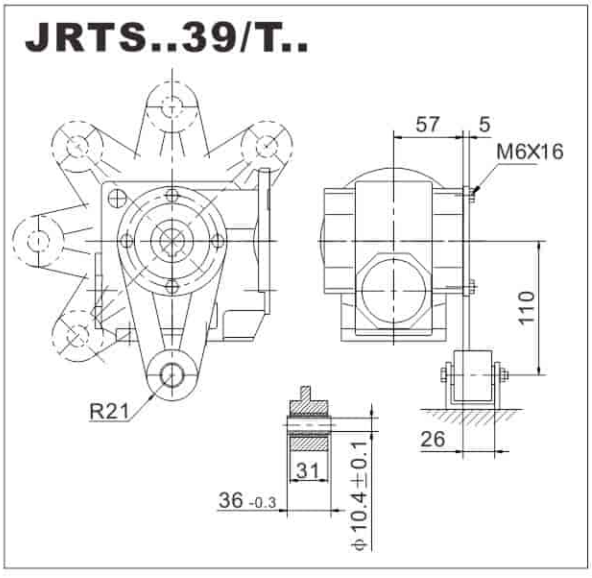

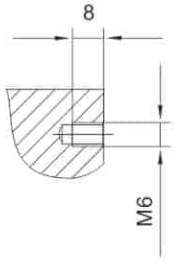

JRTSA39..

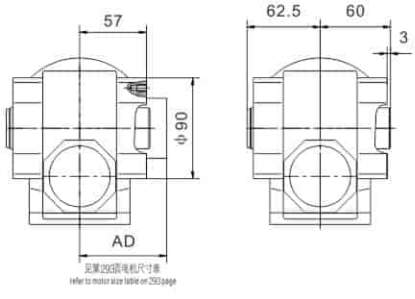

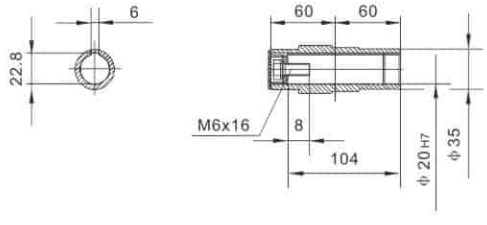

JRTSH39..

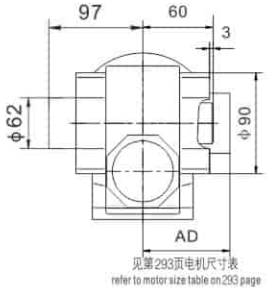

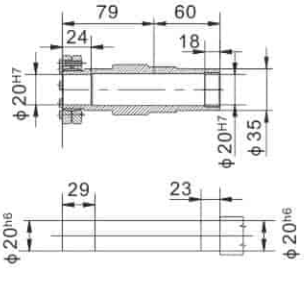

JRTS49..~JRTS99..

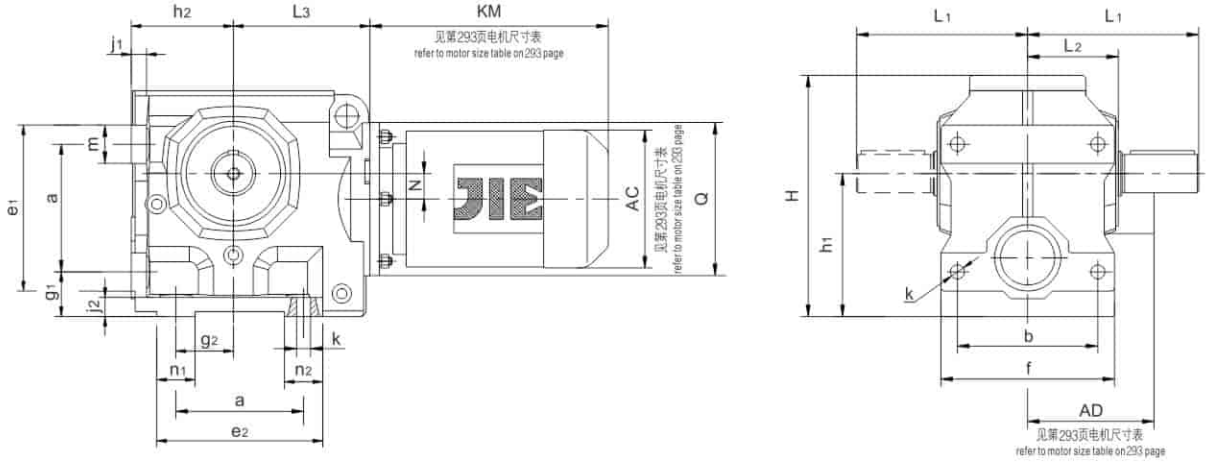

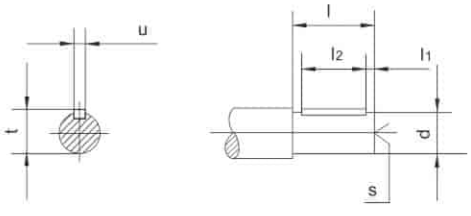

型号 Model	a b	e_1 e_2 f	g_1 g_2	h_1 h_2	j_1 j_2 k	m n_1 n_2	轴伸尺寸 d l	l_1 l_2	s	t u	L_1 L_2 L_3	H	N Q
JRTS49..	80 100	105 117 120	35 35	$100_{-0.5}$ $75_{-0.5}$	12 15 11	25 30 37	25k6 50	5 40	M10	28 8	115 60 96	164	8 120
JRTS59..	100 110	129 138.5 136	35 45	$112_{-0.5}$ $80_{-0.5}$	12 15 11	29 29 38.5	30k6 60	3.5 50	M10	33 8	134 71 107	189	20 120
JRTS69..	130 130	166 171 160	40 60	$140_{-0.5}$ $106_{-0.5}$	15 20 13.5	36 45 41	35k6 70	7 56	M12	38 10	160 85.5 135	236	22 160
JRTS79..	135 150	177 198 185	70 75	$180_{-0.5}$ $125_{-0.5}$	25 25 17.5	42 50 69	45k6 90	5 80	M16	48.5 14	195 101 162	301	34 200
JRTS89..	180 200	227.5 238 250	82 92	$225_{-0.5}$ $150_{-0.5}$	30 30 22	50 60 67	60m6 120	5 110	M20	64 18	255 130 190	366	37.5 250
JRTS99..	235 250	295 303 300	90 115	280_{-1} $180_{-0.5}$	35 35 26	60 70 68	70m6 140	7.5 125	M20	74.5 20	295 150 240	457	52 300

JRTSF49..~JRTSF99..

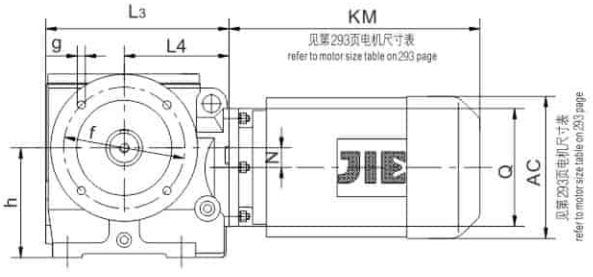

Fig.1

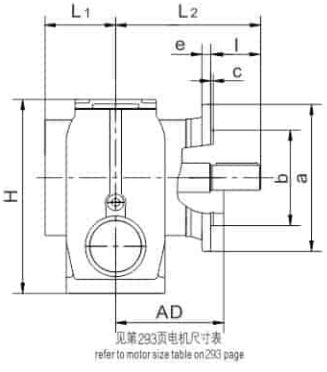

Fig.2

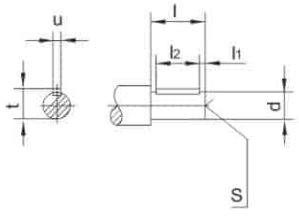

JRTSAF49..~JRTSAF99..

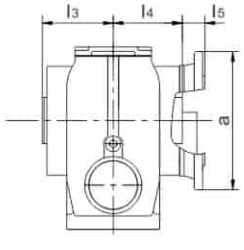

空心轴 I
Hollow shaft dimension

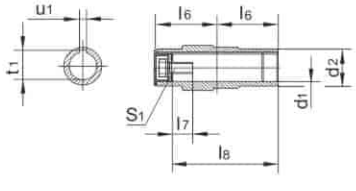

空心轴 II
Hollow shaft dimension

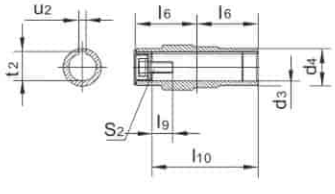

型 号 Model	法兰型式 flange form	a b	c e	f g h	轴伸尺寸 Shaft dimension d l	l_1 l_2	s t u	空心轴 I 尺寸 Hollow shaft dimension d_1 d_2	l_3 l_4 l_5	l_6 l_7 l_8	s_1 t_1 u_1	空心轴 II 尺寸 Hollow shaft dimension d_3 d_4	l_9 l_{10}	s_2 t_2 u_2	H N Q	L_1 L_2	L_3 L_4
JRTSF49.. JRTSAF49..	Flg.1	160	3.5	130	25k6	5	M10	30H7	63	60	M10 × 25	25H7	17	M10 × 25	179	57.5	171
				9			28		60	17	33.3			28.3	8		
		110j6	10	100	50	40	8	45	24	105	8	45	105	8	120	133.5	96
JRTSF59.. JRTSAF59..	Flg.1	200	3.5	165	30k6	3.5	M10	35H7	78	75	M12 × 30	30H7	17	M10 × 25	189	72	187
				11			33		75	22	38.3			33.3	20		
		130j6	12	112	60	50	8	50	25	132	10	50	132	8	120	160	107
JRTSF69.. JRTSAF69..	Flg.1	200	3.5	165	35k6	7	M12	45H7	87	84	M16 × 40	40H7	29	M16 × 40	236	80.5	240
				11			38		84	29	48.8			43.3	22		
		130j6	12	140	70	56	10	65	42.5	144	14	65	144	12	160	190	135
JRTSF79.. JRTSAF79..	Flg.1	250	4	215	45k6	5	M16	60H7	108	105	M20 × 50	50H7	32	M16 × 45	301	121	287
				13.5			48.5		105	37	64.4			53.8	34		
		180j6	15	180	90	80	14	80	45.5	180	18	80	183	14	200	232	162
JRTSF89.. JRTSAF89..	Flg.1	350	5	300	60m6	5	M20	70H7	128	125	M20 × 50	60H7	36	M20 × 50	366	145	340
				17.5			64		125	34	74.9			64.4	37.5		
		250h6	18	225	120	110	18	95	52.5	220	20	95	220	18	250	290	190
JRTSF99.. JRTSAF99..	Flg.2	450	5	400	70m6	7.5	M20	90H7	149	145	M24 × 60	70H7	34	M20 × 50	457	165	420
				17.5			74.5		145	41	95.4			74.9	52		
		350h6	22	280	140	125	20	120	60	255	25	120	260	20	300	340	240

JRTSHF49..~JRTSHF99..

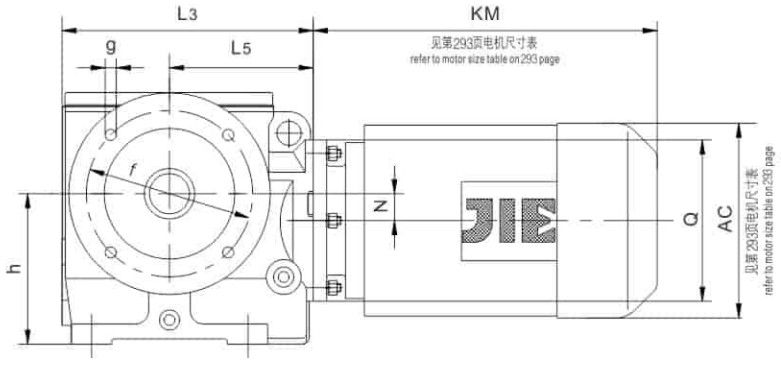

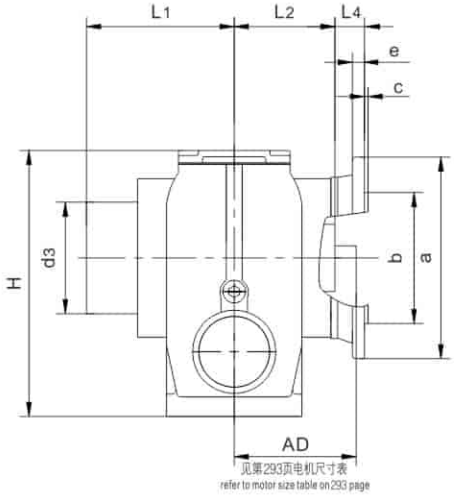

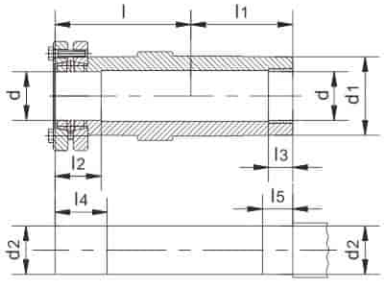

Fig.1

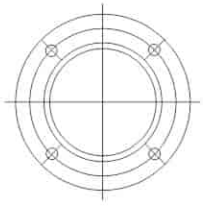

Fig.2

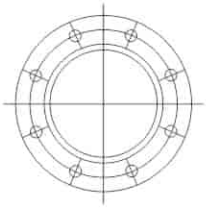

型 号 Model	法兰型式 flange form	a b	c e	f g h	l l1	l2 l3	l4 l5	d d1	d2 d3	H N Q	L1 L2	L3 L4	L5
JRTSHF49..	Flg.1	160 110j6	3.5 10	130 9 100	86 60	31 20	36 25	30H7 45	30h6 80	179 8 120	104 60	171 24	96
JRTSHF59..	Flg.1	200 130j6	3.5 12	165 11 112	102 75	32 20	37 25	35H7 50	35h6 88	189 20 120	121 75	187 25	107
JRTSHF69..	Flg.1	200 130j6	3.5 12	165 11 140	112 84	38 20	43 25	40H7 65	40h6 100	236 22 160	136 84	240 42.5	135
JRTSHF79..	Flg.1	250 180j6	4 15	215 13.5 180	136 105	36 30	41 35	50H7 80	50h6 124	301 34 200	176 105	287 45.5	162
JRTSHF89..	Flg.1	350 250h6	5 18	300 17.5 225	165 125	40 40	45 45	65H7 95	65h6 165	366 37.5 250	203 125	340 52.5	190
JRTSHF99..	Flg.2	450 350h6	5 22	400 17.5 145	190 145	55 50	60 55	75H7 120	75h6 200	457 52 300	224 145	420 60	240

JRTSTF39..~JRTSTF69..

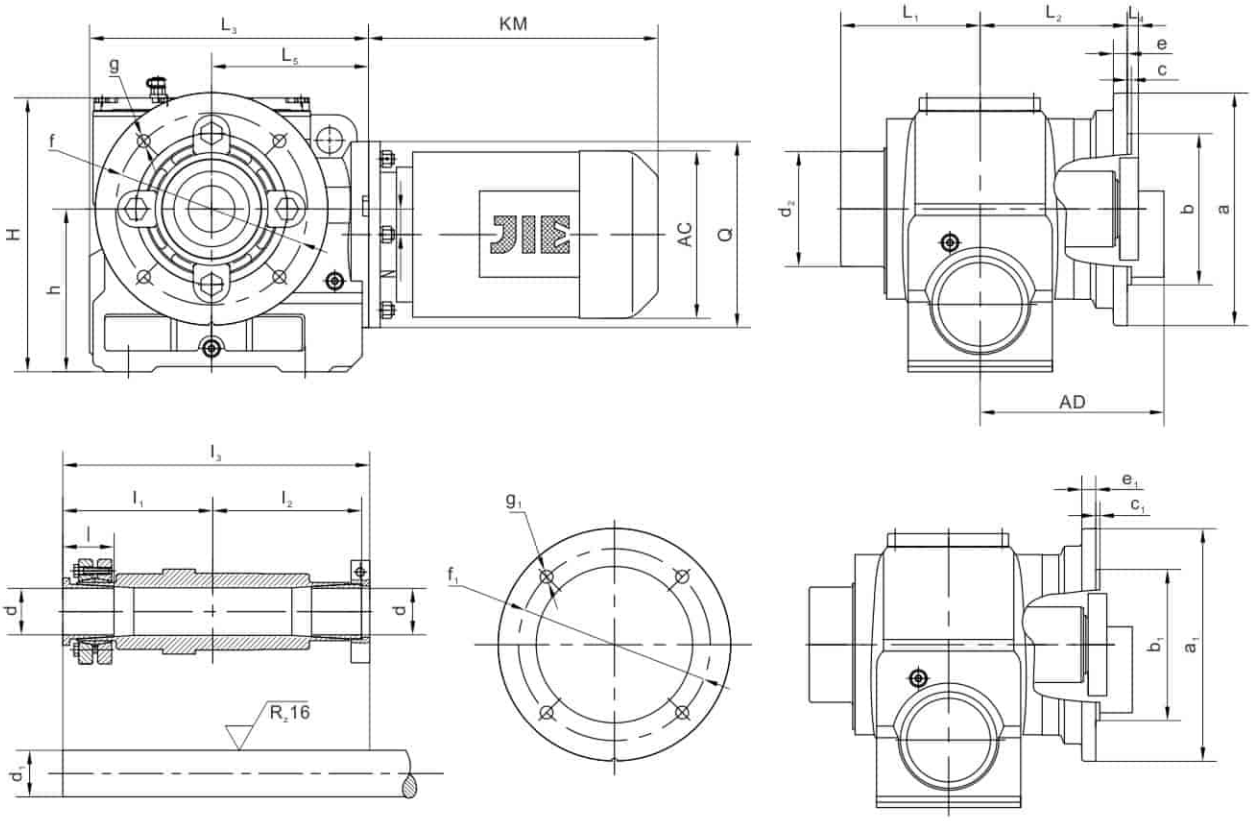

型号	a	b	c	e	f	g	a_1	b_1	c_1	e_1	f_1	g_1	h	H	N	Q	L_1	L_2	L_3	L_4	L_5	d	d_1	d_2	l	l_1	l_2	l_3
JRTSTF39..	120	80j6	3	8	100	6.6	160	110j6	3.5	10	130	9	82	131	0	120	97	75	143	21	80	20H7	20h11	62	28	90	91	186
JRTSTF49..	160	110j6	3.5	10	130	9	/	/	/	/	/	/	100	179	8	120	104	84	171	16	96	30H7	30h11	80	33	94	95	194
JRTSTF59..	200	130j6	3.5	12	165	11	/	/	/	/	/	/	112	189	20	120	121	100	187	18	107	35H7	35h11	88	37	114	113	232
JRTSTF69..	200	130j6	3.5	12	165	11	/	/	/	/	/	/	140	236	22	160	136	126.5	240	8.5	135	40H7	40h11	100	44	129	128	264

JRTSA49..~JRTSA99..

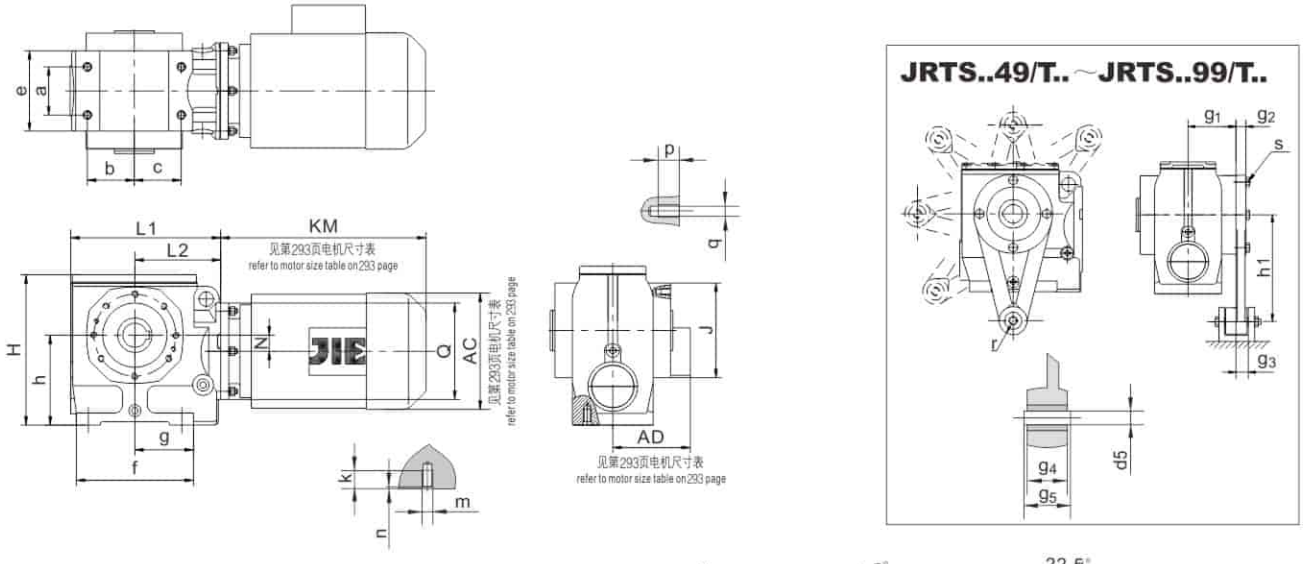

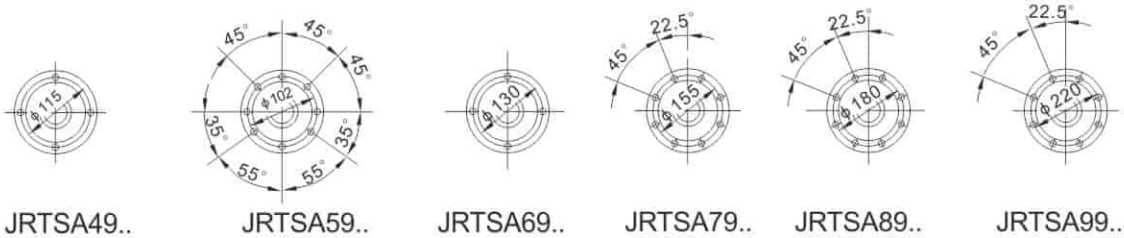

JRTSA49.. JRTSA59.. JRTSA69.. JRTSA79.. JRTSA89.. JRTSA99..

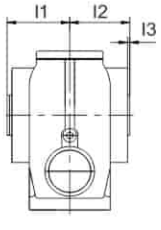

空心轴 I
Hollow shaft dimension

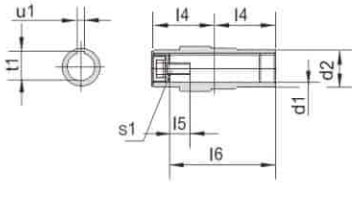

空心轴 II
Hollow shaft dimension

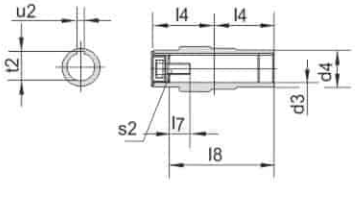

型 号 Model	a b c	e f g	h	k m n	p q	空心轴 I 尺寸 Hollow shaft dimension				空心轴 II 尺寸 Hollow shaft dimension			扭矩臂尺寸 Torque arm form			H L_1 L_2	N Q J
						d_1 d_2	l_1 l_2 l_3	l_4 l_5 l_6	s_1 t_1 u_1	d_3 d_4	l_7 l_8	s_2 t_2 u_2	g_1 g_2 g_3	g_4 g_5 h_1	d_5 r s_3		
JRTSA49..	60	92	100	20	12	30^{H7}	63	60	M10 × 25	25^{H7}	17	M10 × 25	57.5	31	10.4 ± 0.1	179	8
JRTS..49/T..	35	117		M10			60	17	33.3			28.3	5	$36_{-0.3}$	21	171	120
	52	67		4	M8	45	2.5	105	8	45	105	8	20.5	130	M8 × 25	96	130
JRTSA59..	60	100	112	20	12	35^{H7}	78	75	M12 × 30	30^{H7}	17	M10 × 25	72	31	10.4 ± 0.1	189	20
JRTS..59/T..	58.5	146		M10			75	22	38.3			33.3	5	$36_{-0.3}$	21	187	120
	58.5	73		4	M8	50	3	132	10	50	132	8	18.5	160	M8 × 25	107	120
JRTSA69..	88	124	140	25	20	45^{H7}	87	84	M16 × 40	40^{H7}	29	M16 × 40	80.5	31	10.4 ± 0.1	236	22
JRTS..69/T..	71.5	192		M12			84	29	48.8			43.3	10	$36_{-0.3}$	21	240	160
	80.5	100.5		5	M12	65	3.5	144	14	65	144	12	19.5	200	M12 × 35	135	155
JRTSA79..	102	151	180	32	20	60^{H7}	108	105	M20 × 50	50^{H7}	32	M16 × 45	101	54	16.4 ± 0.08	301	34
JRTS..79/T..	85	200		M16			105	37	64.4			53.8	10	$60_{-0.3}$	30	287	200
	85	100		6	M12	80	4	180	18	80	183	14	32.5	250	M12 × 35	162	178
JRTSA89..	118	191	225	32	26	70^{H7}	128	125	M20 × 50	60^{H7}	36	M20 × 50	120	54	16.4 ± 0.08	366	37.5
JRTS..89/T..	115	259		M16			125	34	74.9			64.4	10	$60_{-0.5}$	30	340	250
	110	128		6	M16	95	5	220	20	95	220	18	25.5	310	M16 × 45	190	215
JRTSA99..	160	230	280	36	26	90^{H7}	149	145	M24 × 60	70^{H7}	34	M20 × 50	140	72	25 ± 0.08	457	52
JRTS..99/T..	135	312		M20			145	41	95.4			74.9	10	$80_{-0.5}$	40	420	300
	113	162		6	M16	120	5	255	25	120	260	20	33	380	M16 × 50	240	260

JRTSH49..～JRTSH99..

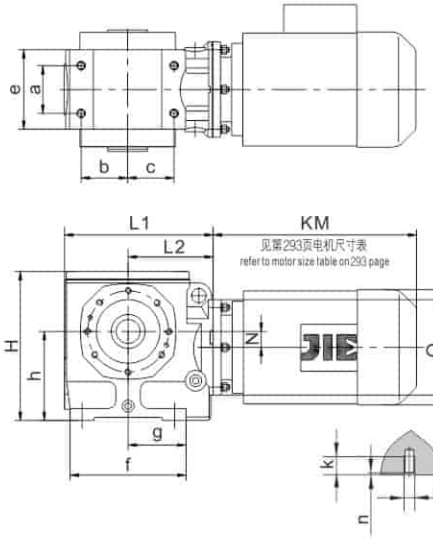

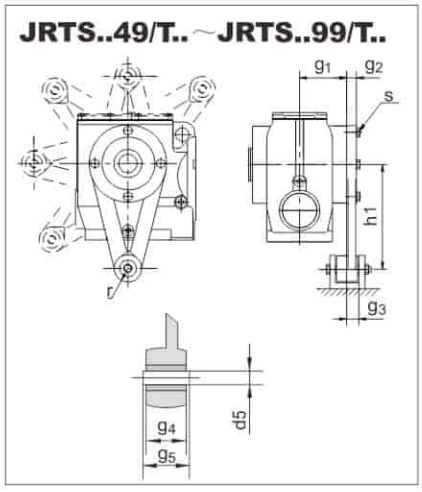

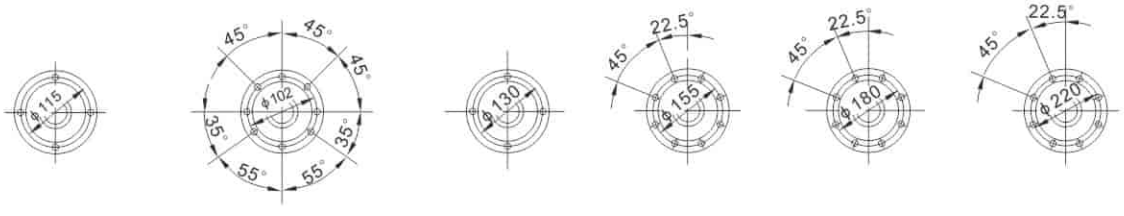

JRTSH49.. JRTSH59.. JRTSH69.. JRTSH79.. JRTSH89.. JRTSH99..

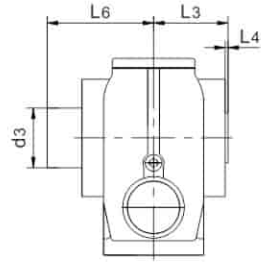

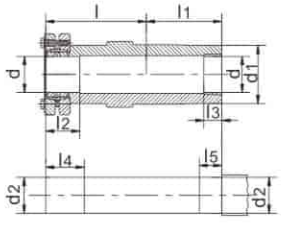

型 号 Model	a b c	e f g	h	k m n	p q	空心轴 II 尺寸 Hollow shaft dimension l l1	l2 l3	l4 l5	L6 d	d1 d2	d3	扭矩臂尺寸 Torque arm form g1 g2 g3	g4 g5 h1	d5 r s3	H L1 L2	L3 L4	N Q J
JRTSH49.. JRTS..49/T..	60 35 52	92 117 67	100	20 M10 4	12 M8	86 60	31 20	36 25	104 30H7	45 30h6	80	57.5 5 20.5	31 $36_{-0.3}$ 130	10.4 ± 0.1 21 M8 × 25	179 171 96	60 2.5	8 120 130
JRTSH59.. JRTS..59/T..	60 58.5 58.5	100 146 73	112	20 M10 4	12 M8	102 75	32 20	37 25	121 35H7	50 35h6	88	72 5 18.5	31 $36_{-0.3}$ 160	10.4 ± 0.1 21 M8 × 25	189 187 107	75 2.5	20 120 120
JRTSH69.. JRTS..69/T..	88 71.5 80.5	124 192 100.5	140	25 M12 5	20 M12	112 84	38 20	43 25	136 40H7	65 40h6	100	80.5 10 19.5	31 $36_{-0.3}$ 200	10.4 ± 0.1 21 M12 × 35	236 240 135	84 3.5	22 160 155
JRTSH79.. JRTS..79/T..	102 85 85	151 200 100	180	32 M16 6	20 M12	136 105	36 30	41 35	176 50H7	80 50h6	124	101 10 32.5	54 $60_{-0.3}$ 250	16.4 ± 0.08 30 M12 × 35	301 287 162	105 4	34 200 178
JRTSH89.. JRTS..89/T..	118 115 110	191 259 128	225	32 M16 6	26 M16	165 125	40 40	45 45	203 65H7	95 65h6	165	120 10 25.5	54 $60_{-0.5}$ 310	16.4 ± 0.08 30 M16 × 45	366 340 190	125 5	375 250 215
JRTSH99.. JRTS..99/T..	160 135 113	230 312 162	280	36 M20 6	26 M16	190 145	55 50	60 55	224 75H7	120 75h6	200	140 10 33	72 $80_{-0.5}$ 380	25 ± 0.08 40 M16 × 50	457 420 240	146 5	52 300 260

JRTST39..~JRTST69..

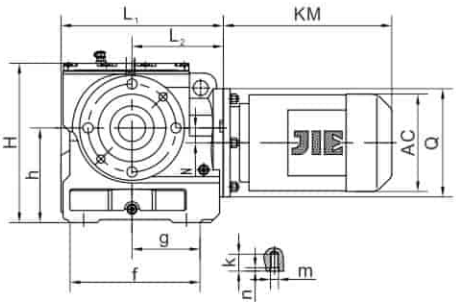

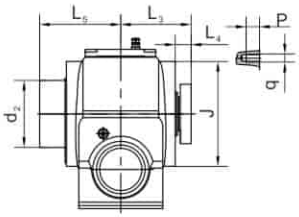

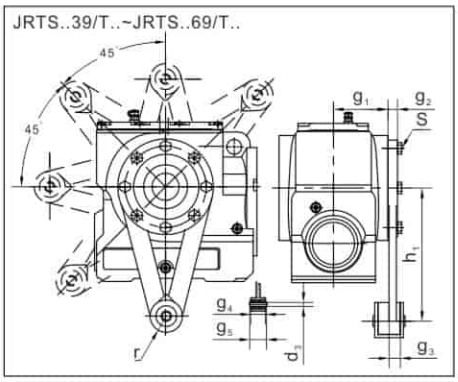

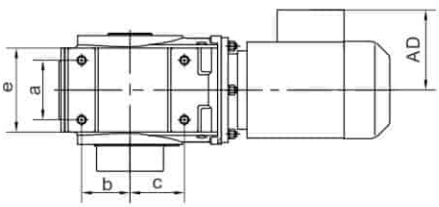

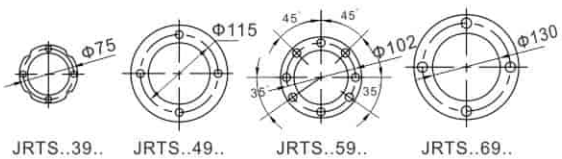

不对称

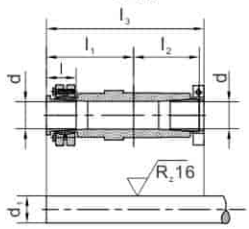

对称

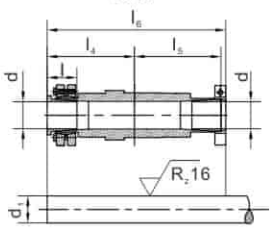

型号	a	b	c	e	f	g	h	k	m	n	p	q	H	L_1	L_2	N	Q	J	L_5	d	d_1
JRTST39..	/	/	/	82	112	65	82	/	/	/	8	M6	131	143	80	0	120	90	97	20H7	20h11
JRTST49..	60	35	52	92	117	67	100	20	M10	4	12	M8	179	171	96	8	120	130	104	30H7	30h11
JRTST59..	60	58.5	58.5	100	146	73	112	20	M10	4	12	M8	189	187	107	20	120	120	121	35H7	35h11
JRTST69..	88	71.5	80.5	124	192	100.5	140	25	M12	5	20	M12	236	240	135	22	160	155	136	40H7	40h11

型号		不对称						对称					扭矩臂尺寸								
	d_2	L_3	L_4	l_1	l_2	l_3	l	L_3	L_4	l_4	l_5	l_6	g_1	g_2	g_3	g_4	g_5	h_1	d_3	r	S
JRTST39..	62	75.5	18.5	90	71	166	28	96	39	90	91	186	57	5	26	31	$36_{-0.3}$	110	10.4±0.1	21	M6×16
JRTST49..	80	76	18.5	94	71	170	33	100	42.5	94	95	194	57.5	5	20.5	31	$36_{-0.3}$	130	10.4±0.1	21	M8×25
JRTST59..	88	93	21	114	88	207	37	118	46	114	113	232	72	5	18.5	31	$36_{-0.3}$	160	10.4±0.1	21	M8×25
JRTST69..	100	104	23.5	129	97	233	44	54.5	135	129	128	264	80.5	10	19.5	31	$36_{-0.3}$	200	10.4±0.1	21	M12×35

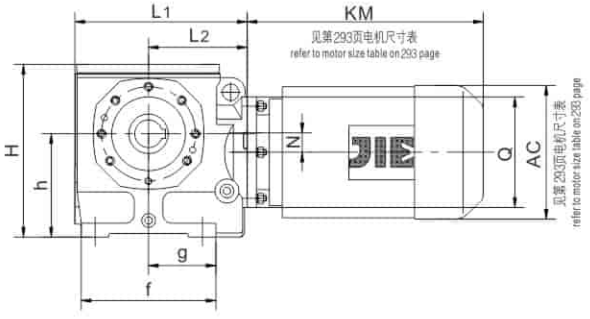

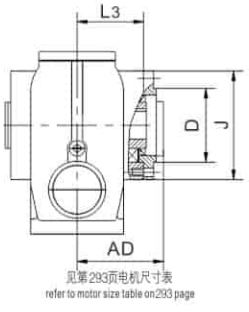

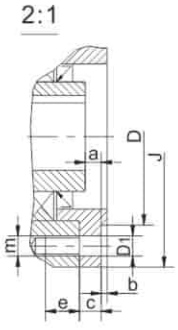

JRTSAZ49..~JRTSAZ99..

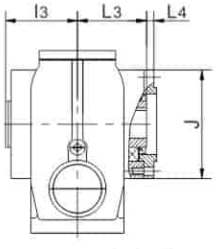

JRTSHZ49..~JRTSHZ99..

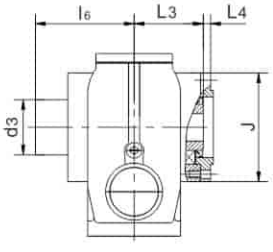

空心轴 I

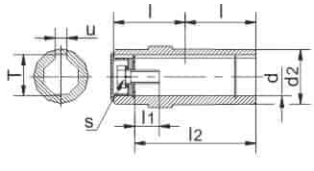

空心轴 II

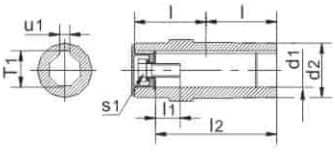

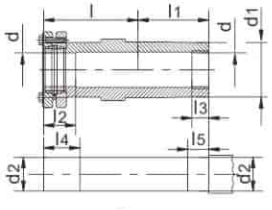



JRTS..Z49..

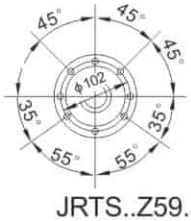

JRTS..Z59..



JRTS..Z69..



JRTS..Z79..



JRTS..Z89..

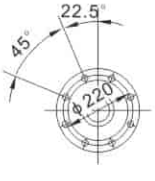

JRTS..Z99..

型 号 Model	a b c	e f g	h m	D D1	l	l1	l2	l3	l4	l5	l6	d	d1	d2	d3	u	u1	T	T1	S	S1	H L1 L2	L3 L4	N Q J
JRTSAZ49 JRTSHZ49	8.5 3 11	12 117 67	100 M8	95j6 9	60 86	17 60	105 31	63 20	- 36	- 25	- 104	30H7 30H7	25H7 45	45 30h6	- 80	8 -	8 -	33.3 -	28.3 -	M10 × 25 -	M10 × 25 -	179 171 96	60 8.5	8 120 130
JRTSAZ59 JRTSHZ59	8 3 11	12 146 73	112 M8	80j6 9	75 102	22 75	132 32	78 20	- 37	- 25	- 121	35H7 35H7	30H7 50	50 35h6	- 88	10 -	8 -	38.3 -	33.3 -	M12 × 30 -	M10 × 25 -	189 187 107	75 8	20 120 120
JRTSAZ69 JRTSHZ69	9.5 3.5 13	20 192 100.5	140 M12	105j6 13.5	84 112	29 84	144 38	87 20	- 43	- 25	- 136	45H7 40H7	40H7 65	65 40h6	- 100	14 -	12 -	48.8 -	43.3 -	M16 × 40 -	M16 × 40 -	236 240 135	84 9.5	22 160 155
JRTSAZ79 JRTSHZ79	14.5 4 14	18.5 200 100	180 M12	125j6 13.5	105 136	37 105	180 36	108 30	- 41	- 35	- 176	60H7 50H7	50H7 80	80 50h6	- 124	18 -	14 -	64.4 -	53.8 -	M20 × 50 -	M16 × 45 -	301 287 162	105 14.5	34 200 178
JRTSAZ89 JRTSHZ89	18.5 5 13.5	23.5 259 128	225 M16	150j6 17.5	125 165	36 125	220 40	128 40	- 45	- 45	- 203	70H7 65H7	60H7 95	95 65h6	- 165	20 -	18 -	74.9 -	64.4 -	M20 × 50 -	M20 × 50 -	366 340 190	125 18.5	37.5 250 215
JRTSAZ99 JRTSHZ99	18.5 5 13.5	26 312 162	280 M16	180j6 17.5	145 190	41 145	255 55	149 50	- 60	- 55	- 224	90H7 75H7	70H7 120	120 75h6	- 200	25 -	20 -	95.4 -	74.9 -	M24 × 60 -	M20 × 50 -	457 420 240	145 18.5	52 300 260

JRTS..AD..

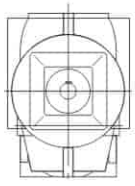

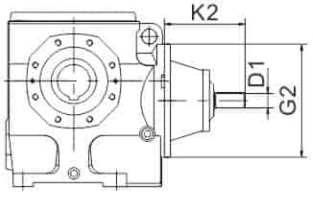

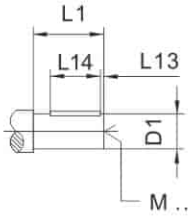

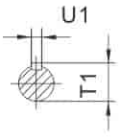



		G2	K2	D1	L1	L13	L14	T1	U1	M
JRTS..39 JRTS..49 JRTS..59	AD1	120	102	16k6	40	4	32	18	5	M5
	AD2		130	19k6	40	4	32	21.5	6	M6
JRTS..69	AD2	160	123	19k6	40	4	32	21.5	6	M6
	AD3		159	24k6	50	5	40	27	8	M8
JRTS..79	AD2	200	116	19k6	40	4	32	21.5	6	M6
	AD3		151	24k6	50	5	40	27	8	M8
	AD4		224	38k6	80	5	70	41	10	M12
JRTS..89	AD2	250	111	19k6	40	4	32	21.5	6	M6
	AD3		156	28k6	60	5	50	31	8	M10
	AD4		219	38k6	80	5	70	41	10	M12
	AD5		292	42k6	110	10	70	45	12	M16
JRTS..99	AD3	300	151	28k6	60	5	50	31	8	M10
	AD4		214	38k6	80	5	70	41	10	M12
	AD5		287	42k6	110	10	70	45	12	M16
	AD6		327	48k6	110	10	80	51.5	14	M16

JRTS..R..

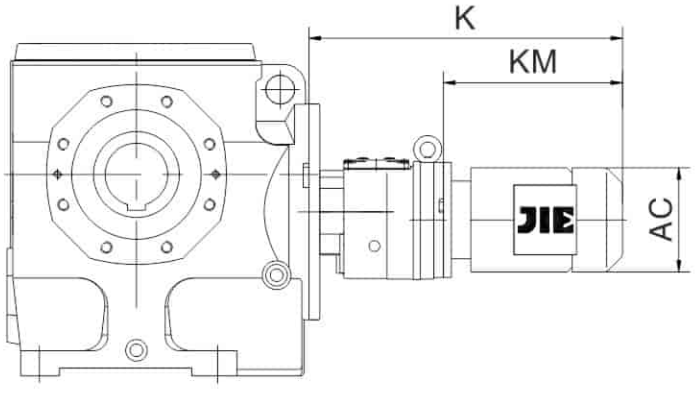

		AC	K	KM
JRTS..39R19	DN63..	120	330	198
	DN71..	135	360	228
	DN80..	156	411	279
JRTS..49R19 JRTS..59R19	DN63..	120	330	198
	DN71..	135	360	228
	DN80..	156	411	279
JRTS..69R39	DN63..	120	363	198
	DN71..	135	393	228
	DN80..	156	444	279
	DN90..	175	516	351
JRTS..79R39	DN63..	120	355	198
	DN71..	135	385	228
	DN80..	156	436	279
	DN90..	175	508	351
JRTS..89R59	DN63..	120	408	192
	DN71..	135	437	221
	DN80..	156	488	272
	DN90..	175	500	284
	DN100..	198	575	359
JRTS..99R59	DN63..	120	403	192
	DN71..	135	432	221
	DN80..	156	483	272
	DN90..	175	495	284
	DN100..	198	570	359
	DN112M	221	603	392

注: 上表中电机尺寸为参考尺寸，因空间限制对电机尺寸有严格要求时请咨询杰牌。

Notes:The dimension of motor in the above table is only for reference .If you have special require, please consult us.

十. JRTW蜗杆-面齿轮减速电机
JRTW Worm Face Gearmotor

1. 设计方案
Mounting Options

JRTW蜗杆–面齿轮减速电机有以下设计方案:
The following types of JRTW worm face gearmotor can be supplied.

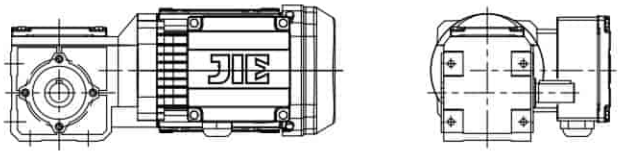

JRTW..D..
底脚安装
Foot-mounted

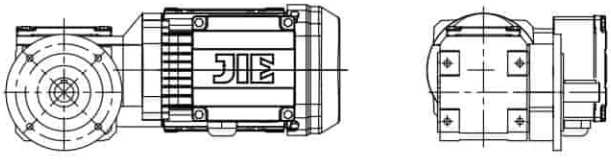

JRTWF..D..
法兰盘安装
flange-mounted version.

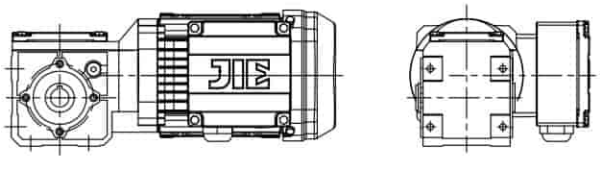

JRTWA..D..
空心轴安装
hollow shaft.

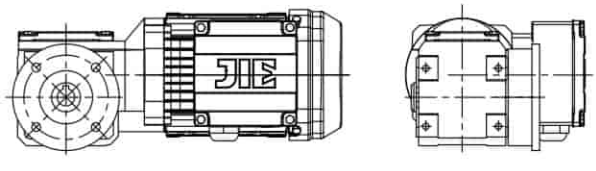

JRTWAF..D..
法兰空心轴安装
flange-mounted version with hollow shaft.

2. 可行的组合方式
Type of Combination

以下是JRTW蜗杆–面齿轮减速电机与三相异步电动机功率（4极电机）的组合列表。表中给出了每种组合的速比范围。
The below is combination table between gear box and electromotor in each list the ratio range.

型号	级 Stages	0.09	0.12 ~ 0.37	0.55 ~ 0.75
JRTW/WF/WA/WAF10	1	6.57 ~ 75	6.57 ~ 75	
JRTW/WF/WA/WAF20	1		6.57 ~ 75	6.57 ~ 24.50
JRTW/WF/WA/WAF30	1		6.57 ~ 75	6.57 ~ 48.00

3. 传动比与最大扭矩
Ratio and Max Torque

JRTW10-30 n_e=1400 r/min

JRTW10				25Nm
i	n_a [r/min]	M_{amax} [Nm]	F_{Ra} [N]	AD
75.00	19	25	1800	
60.00	23	25	1800	
48.00	29	25	1800	
39.00	36	25	1800	
32.50	43	25	1800	
27.50	51	24	1800	
24.50	57	25	1800	
19.50	72	25	1800	
16.50	85	20	1800	
14.33	98	22	1800	
10.25	137	13	1800	
8.20	171	12	1800	
6.57	213	12	1740	

JRTW20				40Nm
i	n_a [r/min]	M_{amax} [Nm]	F_{Ra} [N]	AD
75.00	19	40	2200	
60.00	23	40	2200	
48.00	29	40	2200	
39.00	36	40	2200	
32.50	43	40	2200	
27.50	51	40	2200	
24.50	57	40	2200	
19.50	72	35	2200	
16.50	85	30	2200	
14.33	98	30	2110	
10.25	137	25	1920	
8.20	171	20	1830	
6.57	213	20	1740	

JRTW30				70Nm
i	n_a [r/min]	M_{amax} [Nm]	F_{Ra} [N]	AD
75.00	19	70	3000	
60.00	23	70	3000	
48.00	29	70	3000	
39.00	36	70	3000	
32.50	43	70	3000	
27.50	51	70	3000	
24.50	57	70	3000	
19.50	72	70	3000	
16.33	86	60	3000	
14.33	98	60	3000	
10.25	137	50	2970	
8.20	171	40	2810	
6.57	213	40	2640	

4. 选型表注释
Selection Tbale

选型表的结构
Selection table for geared motors

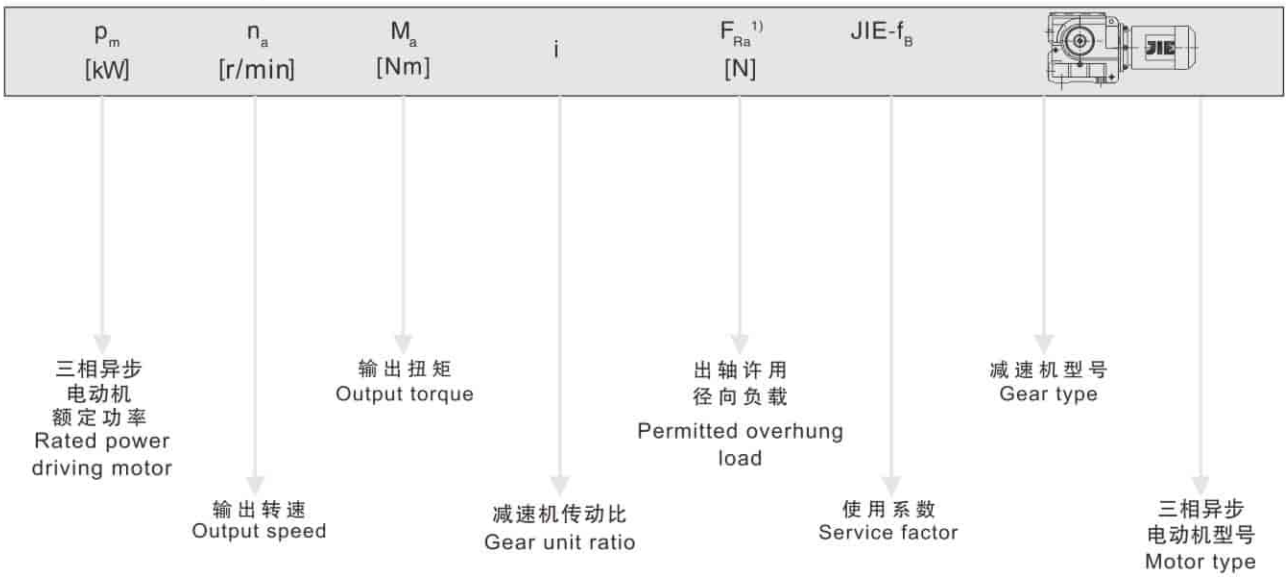

对于特殊低输出转速：
For particularly low output speeds



图例 Cuttine

★也可用于EExe电机。

★EExe motor is optional。

1) 实心轴底脚安装齿轮减速机的径向负荷

1)Overhung load specified for foot-mounted gear unit with solid shaft

注意： Notice:

对于特殊低输出转速驱动（多级齿轮减速电机），电机功率必须与减速机的最大允许输出扭矩相对应.

In drives for particularly low output speeds(multi-stage geared motors),the motor power must be limited according to the maximum permitted output torque of the gear unit.

输出转速 Output speed n_a [r/min]	输出扭矩 Output torque T_a [N m]	传动比 Ratio i	出轴许用径向负载 Permitted overhung load F_{Ra} [N]	使用系数 Service factor f_B	型号 Model
0.09kW					
18	19	75.00	1800	1.30	
23	17	60.00	1800	1.50	
29	15	48.00	1800	1.65	
35	14	39.00	1800	1.80	
42	13	32.50	1800	2.0	JRTW10DN56M4 JRTWF10DN56M4 JRTWA10DN56M4 JRTWAF10DN56M4
50	11	27.50	1800	2.2	
56	10	24.50	1800	2.4	
71	8.9	19.50	1800	2.8	
84	8.0	16.50	1800	2.5	
96	7.1	14.33	1800	3.1	
135	5.5	10.25	1800	2.4	
168	4.5	8.20	1800	2.7	
210	3.7	6.57	1800	3.2	
0.12kW					
12	42	75.00	3000	1.70	JRTW30DN63M6 JRTWF30DN63M6 JRTWA30DN63M6 JRTWAF30DN63M6
14	39	60.00	3000	1.80	
27	26	32.50	3000	2.7	
32	24	27.50	3000	2.9	
18	28	75.00	3000	2.5	JRTW30DN63S4 JRTWF30DN63S4 JRTWA30DN63S4 JRTWAF30DN63S4
23	26	60.00	3000	2.7	
29	23	48.00	3000	3.1	
35	20	39.00	3000	3.4	
42	17	32.50	3000	4.1	
12	37	75.00	2200	1.10	JRTW20DN63M6 JRTWF20DN63M6 JRTWA20DN63M6 JRTWAF20DN63M6
14	33	60.00	2200	1.25	
27	28	32.50	2200	1.45	
32	23	27.50	2200	1.75	
18	25	75.00	2200	1.60	JRTW20DN63S4 JRTWF20DN63S4 JRTWA20DN63S4 JRTWAF20DN63S4
23	22	60.00	2200	1.80	
29	20	48.00	2200	1.95	
35	19	39.00	2200	2.2	
42	18	32.50	2200	2.2	
50	15	27.50	2200	2.6	
56	14	24.50	2200	2.9	
71	12	19.50	2200	3.0	
84	10	16.50	2200	2.9	
96	9.6	14.33	2200	3.1	
135	7.2	10.25	2160	3.5	
168	5.9	8.20	2020	3.4	
210	4.9	6.57	1890	4.0	
18	25	75.00	1800	1.00	JRTW10DN63S4 JRTWF10DN63S4 JRTWA10DN63S4 JRTWAF10DN63S4
23	22	60.00	1800	1.15	
29	20	48.00	1800	1.25	
35	19	39.00	1800	1.35	
42	17	32.50	1800	1.50	
50	15	27.50	1800	1.60	
56	14	24.50	1800	1.80	
71	12	19.50	1800	2.1	
84	11	16.50	1800	1.90	
96	9.5	14.33	1800	2.3	
135	7.3	10.25	1800	1.80	
168	6.0	8.20	1800	2.0	
210	5.0	6.57	1800	2.4	

输出转速 Output speed n_a [r/min]	输出扭矩 Output torque T_a [N m]	传动比 Ratio i	出轴许用径向负载 Permitted overhung load F_{Ra} [N]	使用系数 Service factor f_B	型号 Model
0.18kW					
12	60	75.00	3000	1.15	JRTW30DN71S6
15	55	60.00	3000	1.25	JRTWF30DN71S6
28	37	32.50	3000	1.90	JRTWA30DN71S6
33	35	27.50	3000	20	JRTWAF30DN71S6
18	42	75.00	3000	1.65	JRTW30DN63M4 JRTWF30DN63M4 JRTWA30DN63M4 JRTWAF30DN63M4
23	39	60.00	3000	1.80	
29	34	48.00	3000	2.1	
35	31	39.00	3000	2.3	
42	26	32.50	3000	2.7	
50	24	27.50	3000	29	
56	22	24.50	3000	3.1	
71	19	19.50	3000	3.7	
84	16	16.33	3000	3.7	
96	15	14.33	3000	4.0	
134	11	10.25	3000	4.5	
168	9.1	8.20	3000	4.4	
209	7.7	6.57	2940	5.2	
111	12	24.50	3000	6.0	JRTW30DN63S2 JRTWF30DN63S2 JRTWA30DN63S2 JRTWAF30DN63S2
140	9.9	19.50	3000	7.1	
167	8.5	16.33	3000	7.1	
190	7.7	14.33	3000	7.8	
266	5.7	10.25	2720	8.7	
332	4.7	8.20	2540	8.6	
15	47	60.00	2200	0.85	JRTW20DN71S6 JRTWF20DN71S6 JRTWA20DN71S6 JRTWAF20DN71S6
33	33	27.50	2200	1.20	
47	26	19.50	2200	1.35	
18	38	75.00	2200	1.05	JRTW20DN63M4 JRTWF20DN63M4 JRTWA20DN63M4 JRTWAF20DN63M4
23	33	60.00	2200	1.2	
29	31	48.00	2200	1.3	
35	28	39.00	2200	1.45	
42	27	32.50	2200	1.45	
50	23	27.50	2200	1.75	
56	21	24.50	2200	1.9	
71	18	19.50	2200	1.95	
83	16	16.50	2200	1.90	
96	14	14.33	2200	2.1	
134	11	10.25	2110	2.3	
168	8.9	8.20	1980	2.3	
209	7.4	6.57	1870	2.7	
111	11	24.50	2200	3.6	JRTW20DN63S2 JRTWF20DN63S2 JRTWA20DN63S2 JRTWAF20DN63S2
140	9.4	19.50	2090	3.7	
165	8.2	16.50	1980	3.7	
190	7.5	14.33	1900	4.0	
266	5.6	10.25	1720	4.5	
332	4.6	8.20	1610	4.4	
42	25	32.5	1800	1.00	JRTW10DN63M4 JRTWF10DN63M4 JRTWA10DN63M4 JRTWAF10DN63M4
50	22	27.5	1800	1.05	
56	21	24.50	1800	1.20	
71	18	19.50	1800	1.40	
83	16	16.50	1800	1.25	
96	14	14.33	1800	1.55	
134	11	10.25	1800	1.20	
168	9.0	8.20	1800	1.35	
209	7.5	6.57	1790	1.60	
190	7.5	14.33	1800	2.9	JRTW10DN63S2 JRTWF10DN63S2 JRTWA10DN63S2 JRTWAF10DN63S2
266	5.7	10.25	1650	2.3	
332	4.7	8.20	1540	2.6	
415	3.9	6.57	1450	3.1	

输出转速 Output speed n_a [r/min]	输出扭矩 Output torque T_a [N·m]	传动比 Ratio i	出轴许用径向负载 Permitted overhung load F_{Ra} [N]	使用系数 Service factor f_B	型号 Model
0.25kW					
12	83	75.00	3000	0.85	JRTW30DN71M6
15	77	60.00	3000	0.90	JRTWF30DN71M6
28	52	32.50	3000	1.35	JRTWA30DN71M6
37	45	24.50	3000	1.55	JRTWAF30DN71M6
47	39	19.50	3000	1.80	
19	57	75.00	3000	1.20	
23	53	60.00	3000	1.30	
29	46	48.00	3000	1.50	
36	42	39.00	3000	1.65	
43	35	32.50	3000	2.0	JRTW30DN71S4
51	33	27.50	3000	2.1	JRTWF30DN71S4
57	30	24.50	3000	2.3	JRTWA30DN71S4
72	26	19.50	3000	2.7	JRTWAF30DN71S4
86	22	16.33	3000	2.7	
98	20	14.33	3000	3.0	
137	15	10.25	3000	3.3	
171	12	8.20	3000	3.2	
214	10	6.57	2900	3.8	
112	16	24.50	3000	4.3	
141	14	19.50	3000	5.2	JRTW30DN63M2
169	12	16.33	3000	5.2	JRTWF30DN63M2
192	11	14.33	2980	5.7	JRTWA30DN63M2
269	7.9	10.25	2690	6.4	JRTWAF30DN63M2
336	6.4	8.20	2510	6.2	
33	46	27.50	2200	0.85	
37	42	24.50	2200	0.95	
47	36	19.50	2200	0.95	JRTW20DN71M6
64	29	14.33	2200	1.05	JRTWF20DN71M6
89	22	10.25	2200	1.15	JRTWA20DN71M6
112	18	8.20	2180	1.10	JRTWAF20DN71M6
139	15	6.57	2080	1.30	
23	45	60.00	2200	0.90	
29	42	48.00	2200	0.95	
36	38	39.00	2200	1.05	
43	37	32.50	2200	1.10	
51	31	27.50	2200	1.30	JRTW20DN71S4
57	28	24.50	2200	1.40	JRTWF20DN71S4
72	24	19.50	2200	1.45	JRTWA20DN71S4
85	21	16.50	2200	1.40	JRTWAF20DN71S4
98	20	14.33	2200	1.55	
137	15	10.25	2050	1.70	
171	12	8.20	1930	1.65	
214	10	6.57	1830	2.0	
85	20	32.50	2200	2.0	
100	17	27.50	2200	2.4	
112	15	24.50	2170	2.6	JRTW20DN63M2
141	13	19.50	2030	2.7	JRTWF20DN63M2
167	11	16.50	1930	2.7	JRTWA20DN63M2
192	10	14.33	1860	2.9	JRTWAF20DN63M2
269	7.7	10.25	1690	3.3	
336	6.3	8.20°	1580	3.2	
98	20	14.33	1800	1.15	JRTW10DN71S4
137	15	10.25	1800	0.85	JRTWF10DN71S4
171	12	8.20	1800	1.00	JRTWA10DN71S4
214	10	6.57	1750	1.20	JRTWAF10DN71S4

输出转速 Output speed n_a [r/min]	输出扭矩 Output torque T_a [N·m]	传动比 Ratio i	出轴许用径向负载 Permitted overhung load F_{Ra} [N]	使用系数 Service factor f_B	型号 Model
0.25kW					
192	10	14.33	1780	2.1	JRTW10DN63M2
269	7.8	10.25	1620	1.65	JRTWF10DN63M2
336	6.4	8.20	1520	1.85	JRTWA10DN63M2
419	5.3	6.57	1430	2.3	JRTWAF10DN63M2
0.37kW					
19	85	75.00	3000	0.85	
24	78	60.00	3000	0.90	
29	68	48.00	3000	1.05	
36	62	39.00	3000	1.15	
44	52	32.50	3000	1.35	JRTW30DN71M4
51	48	27.50	3000	1.45	JRTWF30DN71M4
58	45	24.50	3000	1.55	JRTWA30DN71M4
73	38	19.50	3000	1.85	JRTWAF30DN71M4
87	33	16.33	3000	1.85	
99	30	14.33	3000	2.0	
138	22	10.25	3000	2.2	
173	18	8.20	3000	2.2	
215	15	6.57	2850	2.6	
115	23	24.50	3000	3.0	
144	20	19.50	3000	3.5	JRTW30DN71S2
172	17	16.33	3000	3.5	JRTWF30DN71S2
196	15	14.33	2910	3.9	JRTWA30DN71S2
274	11	10.25	2640	4.4	JRTWAF30DN71S2
343	9.3	8.20	2460	4.3	
51	46	27.50	2200	0.85	
58	42	24.50	2200	0.95	
73	36	19.50	2200	1.00	JRTW20DN71M4
86	31	16.50	2170	0.95	JRTWF20DN71M4
99	29	14.33	2120	1.05	JRTWA20DN71M4
138	22	10.25	1960	1.15	JRTWAF20DN71M4
173	18	8.20	1860	1.15	
215	15	6.57	1780	1.35	
115	22	24.50	2060	1.80	
144	19	19.50	1940	1.85	JRTW20DN71S2
170	16	16.50	1850	1.85	JRTWF20DN71S2
196	15	14.33	1790	2.0	JRTWA20DN71S2
274	11	10.25	1630	2.2	JRTWAF20DN71S2
343	9.1	8.20	1540	2.2	
0.55kW					
44	76	32.50	3000	0.90	
52	71	27.50	3000	1.00	
59	66	24.50	3000	1.05	JRTW30DN80S4
74	56	19.50	3000	1.25	JRTWF30DN80S4
88	48	16.33	3000	1.25	JRTWA30DN80S4
100	43	14.33	3000	1.40	JRTWAF30DN80S4
140	33	10.25	3000	1.55	
175	27	8.20	2940	1.50	
218	22	6.57	2770	1.80	
115	35	24.50	3000	2.0	
145	29	19.50	3000	2.4	JRTW30DN71M2
173	25	16.33	2930	2.4	JRTWF30DN71M2
197	23	14.33	2830	2.6	JRTWA30DN71M2
276	17	10.25	2580	3.0	JRTWAF30DN71M2
345	14	8.20	2420	2.9	

输出转速 Output speed n_a [r/min]	输出扭矩 Output torque T_a [N m]	传动比 Ratio i	出轴许用径向负载 Permitted overhung load F_{Ra} [N]	使用系数 Service factor f_B	型号 Model
0.55kW					
115	33	24.50	1900	1.25	JRTW20DN71M2 JRTWF20DN71M2 JRTWA20DN71M2 JRTWAF20DN71M2
145	28	19.50	1810	1.25	
171	24	16.50	1740	1.25	
197	22	14.33	1690	1.35	
276	16	10.25	1560	1.50	
345	13	8.20	1480	1.50	
430	11	6.57	1420	1.75	
0.75kW					
117	47	24.50	3000	1.50	JRTW30DN80S2 JRTWF30DN80S2 JRTWA30DN80S2 JRTWAF30DN80S2
175	34	16.33	2830	1.80	
199	31	14.33	2740	1.95	
279	23	10.25	2520	2.2	
348	19	8.20	2370	2.1	
88	65	16.33	3000	0.90	JRTW30DN80M4 JRTWF30DN80M4 JRTWA30DN80M4 JRTWAF30DN80M4
100	59	14.33	3000	1.00	
140	44	10.25	3000	1.15	
176	36	8.20	2850	1.10	
219	31	6.57	2700	1.30	
1.1kW					
175	49	16.33	2660	1.20	JRTW30DN80M2
200	45	14.33	2590	1.35	JRTWF30DN80M2
279	33	10.25	2410	1.50	JRTWA30DN80M2
349	27	8.20	2280	1.45	JRTWAF30DN80M2



5. 外形尺寸表
Features size table

JRTW10..~JRTW30..

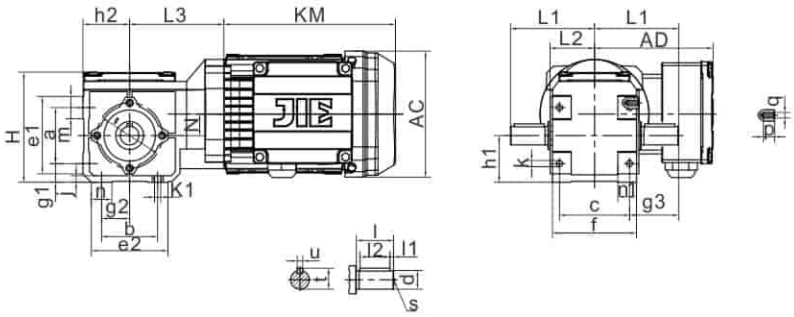

JRTWA10..~JRTWA30..

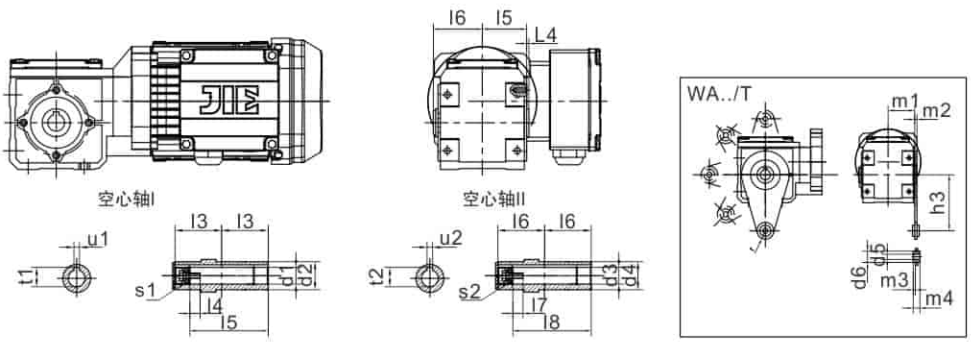

型 号	a b	c f	e1 e2	j m	n n1	k k1	h1 h2	g g1	g2 g3	L1 L2	L3 N H	p q	轴伸尺寸 d	 l	 l1 l2	 s	 t u
JRTW10..	55	65	75	6	20	6.6	45 $^{0}_{-0.4}$	60	27.5	82.5	92	13	16k6	40	4	M5	18
JRTWA10..	55	78	75	20	17	6.6	45 $^{0}_{-0.4}$	17.5	50	40	22 102	M6			32		5
JRTW20..	60	75	83	7	22	6.6	50 $^{0}_{-0.4}$	70	30	90	101	12	20k6	40	4	M6	22.5
JRTWA20..	60	90	82	24	20	6.6	50 $^{0}_{-0.4}$	20	52.5	47.5	23 117	M6			32		6
JRTW30..	70	90	100.5	8	31.5	9	63 $^{0}_{-0.5}$	88	35	101.5	112	15	20k6	40	4	M6	22.5
JRTWA30..	70	107	100	28	25.5	9	63 $^{0}_{-0.5}$	28	56.5	58	30 143	M6			32		6

型 号	空心轴I d1 d2	 l3 l4	 l5 S1	 t1 u1	空心轴II d3 d4	 l6 l7	 l8 S2	 t2 u2	L4	L5	L6	扭矩臂尺寸 m1 m2 m3	 m4 d5 d6	 r h3
JRTW10..	16H7	42	69	18.3	-	-	-	–	2	40	44.5	40	12	15
JRTWA10..	25	9	M5×12	5	-	-	-	–				4 4	9 20	90
JRTW20..	18H7	50	84	20.8	20H7	50	84	22.8	2.5	47.5	52.5	47.5	12	15
JRTWA20..	30	11	M6×16	6	30	11	M6×16	6				4 4	9 20	100
JRTW30..	20H7	60.5	105	22.8	-	-	-	–	2.5	58	63	58	13	17.5
JRTWA30..	30	10	M6×16	6	-	-	-	–				5 4	11 25	110

JRTWF10..~JRTWF30..

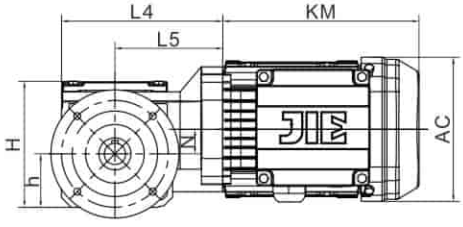

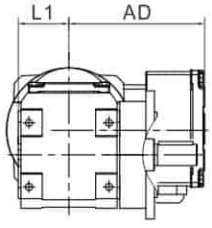

JRTW10..φ120法兰

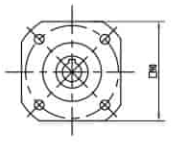

JRTW30..φ160法兰

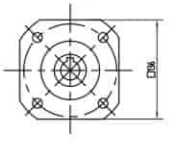

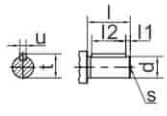

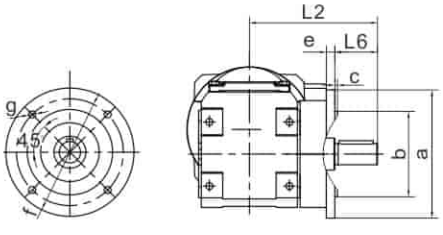

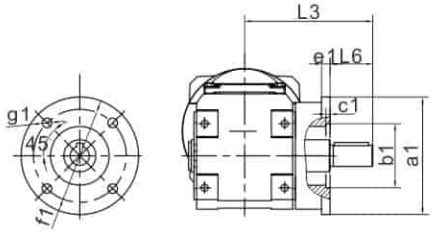

JRTW30..φ120法兰

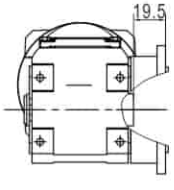

JRTW30..φ160法兰

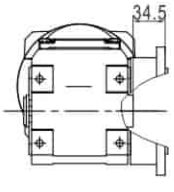

JRTWAF10..~JRTWAF30..

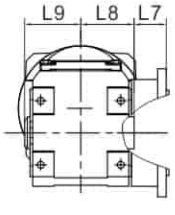

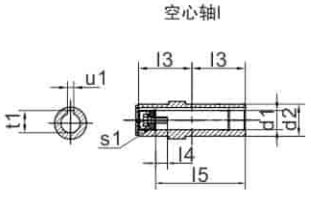

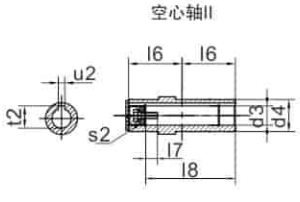

型号	a b c	e g f	a1 b1 c1	e1 g1 f1	L2 L3 L6	L1 L4 L5	L7 L8 L9	N h H	轴伸尺寸 D j	 l1 l2	 s	 t u	空心轴I d1 d2	 l3 l4	 l5 S1	 t1 u1	空心轴II d3 d4	 l6 l7	 l8 S2	 t2 u2
JRTWF10.. JRTWAF10..	80 50j6 2.5	7 6.5 65	120 80j6 3	7 6.5 100	105 105 40	40 137 92	23 42 44.5	22 45 102	16k6 40	4 32	M5	18 5	16H7 25	42 9	69 M5×12	18.3 5	- -	– –	- -	– –
JRTWF20.. JRTWAF20..	110 60H8 4	8 9 87	120 80j6 2.5	8 6.6 100	120 120 40	47.5 151 101	30 50 52.5	23 50 117	20k6 40	4 32	M6	22.5 6	18H7 30	50 11	84 M6×16	20.8 6	20H7 30	50 11	84 M6×16	22.8 6 –
JRTWF30.. JRTWAF30..	120 80j6 2.5	8 6.6 100	160 110j6 2.5	8 9 130	120 135 40	58 175 112	见图 60.5 63	30 63 143	20k6 40	4 32	M6	22.5 6	20H7 30	60.5 10	105 M6×16	22.8 6	- -	– –	- -	–

十一. 设计与装配注意事项
Design and Assembly Precaution

1. 拆装单键空心轴JRT 齿轮减速电机
Installation/removal of gear motors with hollow shafts and keys

重要提示 Installation

・在装配过程中一定要使用所供应的润滑剂。它的作用是防止接触腐蚀和便于拆卸。
Always use the supplied NOCO Fluid paste during the assembly procedure. It avoids contact corrosion and easy for disassembly.

・键的尺寸X是由用户确定，但X必须>Dk。
The key dimension X is defined by the customer, however X must be>DK.

安装 Customer shaft

杰牌推荐两种方法将用户轴安装到单键空心轴上。
JIE recommends two methods for mounting gear units with hollow shafts and keys onto the input shaft of the driven machine(=customer shaft):

1. 用提供的固定件进行装配
Install with supplied fastening elements
2. 用杰牌可选件:装卸工具进行装配
Install using the optional JIE installation/removal kit

1.1 提供的固定件
Supplied fastening elements

杰牌标准产品提供下列固定件：
The following fastening elements are supplied as standard:

・带垫片的紧固螺栓
Retaining screw with washer②

・孔用挡圈
Circlip ③

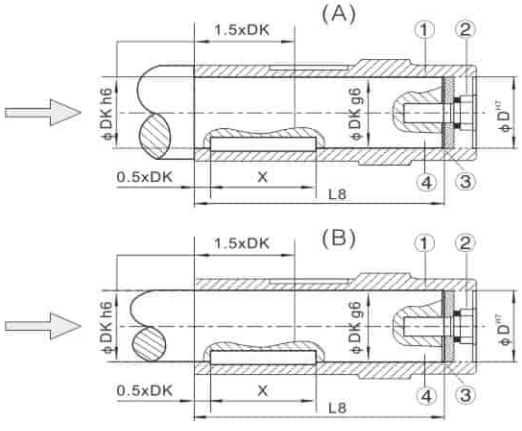

图：带轴肩附用户轴(A)和不带轴肩附用户轴(B)
Fig. :Customer shaft with contact shoulder(A) and without contact shoulder (B)

带轴肩的用户轴
用户轴的安装长度必须为L8－1(mm)(图)

Installation length of customer shaft with contact shoulder(A) must be L8-1mm

用户轴不带轴肩
安装长度必须等于L8(图)
Installation length of customer shaft with contact shoulder(B) must equal to L8.

紧固螺栓要拧紧到MS所示拧紧力矩值
The retaining screw ② must be tightened to the tightening torque MS listed in the following table.

①空心轴
Hollow shaft
②带垫片的紧固螺栓
Retaining screw with washer
③孔用挡圈
Circlip
④用户轴
Customer shaft

减速机型号 Gear unit type	D^{H7}[mm]	DK[mm]	L8[mm]	MS[Nm]
JRTWA..10	16	16	69	8
JRTWA..20	18	18	84	8
JRTWA..20	20	20	84	8
JRTWA..30	20	20	105	8
JRTFA..29	25	25	89	20
JRTSA..39	20	20	84,106,104	8
JRTSA..49	25	25	105	20
JRTFA..39,JRTKA..39,JRTSA..49,JRTSA..59	30	30	105 132	20
JRTFA..49,JRTKA..49,JRTSA..59	35	35	132	20
JRTFA..59,JRTKA..59,JRTFA..69,JRTKA..69 JRTSA..69	40	40	142 156 144	40
JRTSA..69	45	45	144	40
JRTFA..79,JRTKA..79,JRTSA..79	50	50	183	40
JRTFA..89,JRTKA..89,JRTSA..79,JRTSA..89	60	60	210 180,220	80
JRTFA..99,JRTKA..99,JRTSA..89,JRTSA..99	70	70	270, 220,260	80
JRTFA..109,JRTKA..109,JRTSA..99	90	90	313,313.255	200
JRTFA..129,JRTKA..129	100	100	373	200
JRTFA..159,JRTKA..159	120	120	460	200

1.2 拆装工具
Installation/Removal kit

可使用杰牌的选件，拆装工具进行装配。可以通过表中给出的零件号订购减速机的折装工具。
杰牌的拆装工具包含以下零件：

- 对没有轴肩的用户轴装配所用的轴套
- 装配用的紧固螺栓
- 拆卸用的压盘
- 拆卸用的锁母

You can use the optional JIE installation/removal kit for installation .The kit can be ordered for the specific gear unit types by quoting the part numbers in the table below.
The accessories of the tools including:

- Distance piece for installation without contact shoulder ⑤
- Retaining screw for installation ②
- Removal washer for installation ⑦
- Fixed nut for removal ⑧

①空心轴
②带垫片的紧固螺栓
③孔用挡圈
④用户轴
⑤轴套

①Hollow shaft
②Retaining screw with washer
③Chirclip
④Customer shaft
⑤Distance piece

(A)

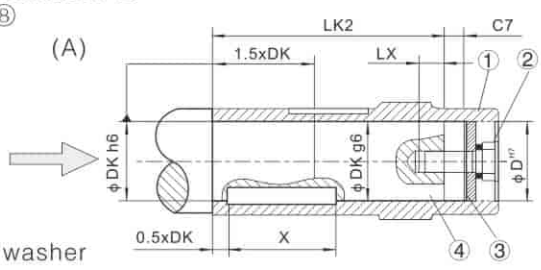

带轴肩的用户轴
安装长度LK2［→图(A)］不使用轴套
The installation length of the customer shaft must be LK2. The distance piece must not be used if the customer shaft does have a contact shoulder (A).

(B)

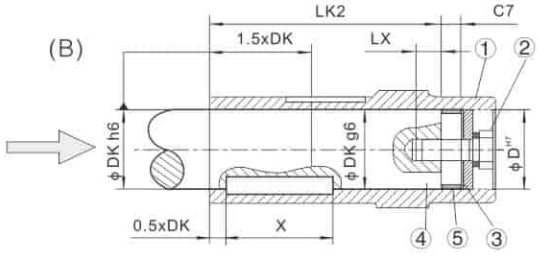

不带轴肩的用户轴
安装长度LK2［→图(B)］轴套必须使用
The installation length of the customer shaft must be LK2. The distance piece must not be used if the customer shaft does have a contact shoulder (B).

图：带轴肩附用户轴(A)和不带轴肩附用户轴(B)
Fig. :Customer shaft with contact shoulder(A) and without contact shoulder (B)

减速机型号 Gear unit type	D^{H7}[mm]	DK[mm]	LK2[mm]	LX*2[N m]	C7[N m]	MS[N m]
JRTWA..10	16	16	58	12.5	11	8
JRTWA..20	18	18	72	16	12	8
JRTWA..20	20	20	72	16	12	8
JRTWA..30	20	20	93	16	12	8
JRTFA..29	25	25	73	22	16	20
JRTSA..39	20	20	92	16	12	8
JRTSA..49	25	25	89	22	16	20
JRTFA..39,JRTKA..39,JRTSA..49, JRTSA..59	30	30	89 116	22	16	20
JRTFA..49,JRTKA..49,JRTSA..59	35	35	114	28	18	20
JRTFA..59,JRTKA..59 JRTFA..69,JRTKA..69 JRTSA..69	40	40	124 138 126	36	18	40
JRTSA..69	45	45	126	36	18	40
JRTFA..79,JRTKA..79,JRTSA..79	50	50	165	36	18	40
JRTFA..89,JRTKA..89 JRTSA..79,JRTSA..89	60	60	188 158,198	42	22	80
JRTFA..99,JRTKA..99 JRTSA..89,JRTSA..99	70	70	248 198,238	42	22	80
JRTFA..109,JRTKA..109 JRTSA..99	90	90	287 234	50	26	200
JRTFA..129,JRTKA..129	100	100	347	50	26	200
JRTFA..159,JRTKA..159	120	120	434	50	26	200

拆卸 Removal

用杰牌的拆装工具进行装配，须按以下步骤进行拆卸
1.拆下紧固螺栓⑥
2.拆下挡圈③,若使用了轴套⑤也一并拆下
3.在用户轴④和挡圈③之间按图装上压盘⑦和锁母⑧
4.重新装上挡圈③
5.重新装上紧固螺栓⑥
这样就可以把轴拆下来。

Applies prior installation with the JIE installation/removal kit only .
Proceed as follows for removal:
1.Remone the retaining screw⑥.
2.Remove the Circlip ③ and, if used,the distance piece ⑤,
3.Insed the removal washer⑦ and the fixed nut ⑧ between the customer shaft ④ and circlip ③ according to Fig.
4.Re-insert the circlip ③.
5.Re-insert the retaining screw ⑥.You can now push the gear unit off the shaft.

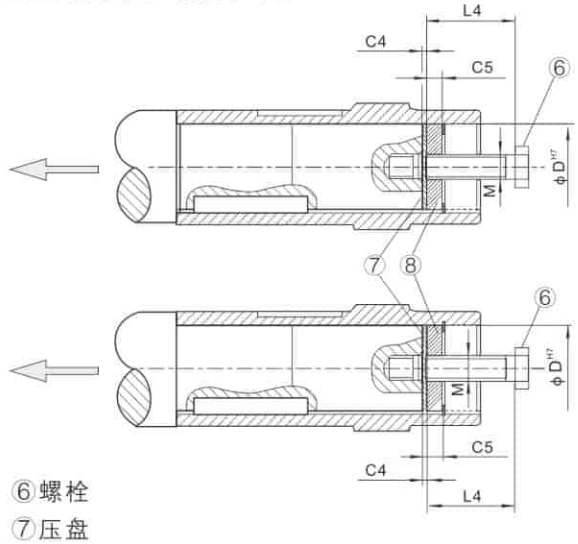

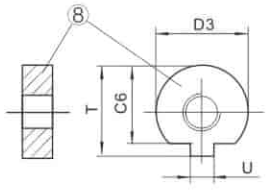

⑥螺栓
⑦压盘
⑧拆卸用锁母

⑥ Retaining screw
⑦ Removal washer
⑧Fixed nut for removal

图: 空心轴拆卸示意图
Fig.Removal

减速机型号 Model	D^{H7} [mm]	M	C4 [mm]	C5 [mm]	C6 [mm]	$U^{-0.5}$ [mm]	$T^{-0.5}$ [mm]	$D3^{-0.5}$ [mm]	拆装工具零件号 Installation/ removal kit part number
JRTWA..10	16	M5	5	5	12	4.5	18	15.7	16
JRTWA..20	18	M6	5	6	13.5	5.5	20.5	17.7	20
JRTWA..20,JRTWA..30,JRTSA..39	20	M6	5	6	15.5	5.5	22.5	19.7	25
JRTFA..29,JRTSA..49	25	M10	5	10	20	7.5	28	24.7	35
JRTFA..39,JRTKA..39,JRTSA..59	30	M10	5	10	25	7.5	33	29.7	35
JRTFA..49,JRTSA..59	35	M12	5	12	29	9.5	38	34.7	45
JRTFA..59,JRTKA..59,JRTFA..69,JRTKA..69,JRTSA..69	40	M16	5	12	34	11.5	41.9	39.7	50
JRTSA..69	45	M16	5	12	38.5	13.5	48.5	44.7	50
JRTFA..79,JRTKA..79,JRTSA..79	50	M16	5	12	43.5	13.5	53.5	49.7	50
JRTFA..89,JRTKA..89,JRTSA..79,JRTSA..89	60	M20	5	16	56	17.5	64	59.7	60
JRTFA..99,JRTKA..99,JRTSA..99	70	M20	5	16	65.5	19.5	74.5	69.7	60
JRTFA..109,JRTKA..109,JRTSA..109	90	M24	5	20	80	24.5	95	89.7	70
JRTFA..129,JRTKA..129	100	M24	5	20	89	27.5	106	99.7	70
JRTFA..159,JRTKA..159	120	M24	5	20	107	31	127	119.7	70

2. 带轴阶的空心轴和锁紧盘选件
Shouldered hollow shaft with shrink disk (option)

带空心轴锁紧盘齿轮减速电机：(JRTFH/FHF/FHZ39–159)平行轴–齿轮减速电机，(JRTKH/KHF/KHZ39–159)锥齿轮–齿轮减速电机和(JRTSH/SHF49–99)蜗杆副–齿轮减速电机，可提供较大的轴孔直径D'作为选件，D=D'为标准产品。

Gear units with a hollow shaft and shrink disk (parallel shaft helical gear units H/FHF/SH/SHF49-99) can be supplied with an optional larger hole diameter D'.
The standard is D'=D.

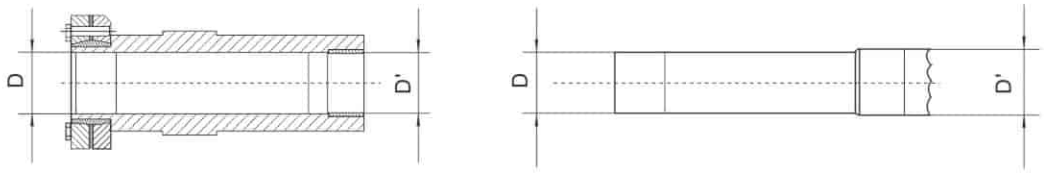

图： 选件轴孔直径D'
Fig.14:Optional hole diameter D'

减速机型号 Gear unit size	孔径D/D' Hole diameter
JRTFH/FHF/FHZ39,JRTKH/KHF/KHZ39,JRTSH/SHF/SHZ49	30/32
JRTFH/FHF/FHZ49,JRTKH/KHF/KHZ49,JRTSH/SHF/SHZ59	35/36
JRTFH/FHF/FHZ59,JRTKH/KHF/KHZ59	40/42
JRTFH/FHF/FHZ69,JRTKH/KHF/KHZ69,JRTSH/SHF/SHZ69	40/42
JRTFH/FHF/FHZ79,JRTKH/KHF/KHZ79,JRTSH/SHF/SHZ79	50/52
JRTFH/FHF/FHZ89,JRTKH/KHF/KHZ89,JRTSH/SHF/SHZ89	65/66
JRTFH/HFF/FHZ99,JRTKH/KHF/KHZ99,JRTSH/SHF/SHZ99	75/76
JRTFH/FHF/FHZ109,JRTKH/KHF/KHZ109	95/96
JRTFH/FHF/FHZ129,JRTKH/KHF/KHZ129	105/106
JRTFH/FHF/FHZ159,JRTKH/KHF/KHZ159	125/126

定购带轴阶的空心轴JRT齿轮减速机(可选轴孔直径D')必须注明D/D'尺寸。

例如: JRTFH39 DS80S4 30/32

Diameter D/D' must be specified when ordering gear units with a shouldered hollow shaft(optional hole diameter D').







3. JRT 齿轮减速电机重量
JRT Gear motor weights

JRT齿轮减速机重量 Gear Reducer weights

Gear reducer size	kg
JRTRX59	9
JRTRXF59	11
JRTRX69	12
JRTRXF69	16
JRTRX79	20
JRTRXF79	24
JRTRX89	35
JRTRXF89	40
JRTRX99	59
JRTRXF99	66
JRTRX109	88
JRTRXF109	103

Gear reducer size	kg
JRTR..29	4
JRTR..29F	4
JRTR..39	10
JRTR..39F	12
JRTR..49	14
JRTR..49F	17
JRTR..59	20
JRTR..59F	24
JRTR..69	25
JRTR..69F	29
JRTR..79	30
JRTR..79F	36

Gear reducer size	kg
JRTR..89	55
JRTR..89F	63
JRTR..99	100
JRTR..99F	118
JRTR..109	130
JRTRF..109	164
JRTR..139	235
JRTRF..139	274
JRTR..149	360
JRTRF..149	385
JRTR..169	605
JRTRF..169	665
JRTR..179	980
JRTR..189	1400

Gear reducer size	kg
JRTF29	6.5
JRTFA29	6
JRTFF29	8
JRTFAF29	7
JRTF39	13
JRTFA39	12
JRTFF39	15
JRTFAF39	14
JRTF49	18
JRTFA49	17
JRTFF49	21
JRTFAF49	20

Gear reducer size	kg
JRTF59	25
JRTFA59	24
JRTFF59	31
JRTFAF59	30
JRTF69	31
JRTFA69	27
JRTFF69	37
JRTFAF69	35
JRTF79	55
JRTFA79	50
JRTFF79	66
JRTFAF79	58

Gear reducer size	kg
JRTF89	96
JRTFA89	90
JRTFF89	112
JRTFAF89	105
JRTF99	157
JRTFA99	150
JRTFF99	190
JRTFAF99	171
JRTF109	241
JRTFA109	225
JRTFF109	269
JRTFAF109	245

Gear reducer size	kg
JRTF129	401
JRTFA129	365
JRTFF129	447
JRTFAF129	401
JRTF159	632
JRTFA159	610
JRTFF159	740
JRTFAF159	670
JRTF169	1040
JRTFA169	990

Gear reducer size	kg
JRTK39	12
JRTKF39	15
JRTKA39	11.5
JRTKAF39	15
JRTK49	19
JRTKF49	22.5
JRTKA49	18
JRTKAF49	21
JRTK59	24
JRTKF59	29
JRTKA59	22
JRTKAF59	28

Gear reducer size	kg
JRTK69	30
JRTKF69	36
JRTKA69	29
JRTKAF69	34
JRTK79	54
JRTKF79	62
JRTKA79	46
JRTKAF79	55
JRTK89	90
JRTKF89	100
JRTKA89	78
JRTKAF89	91

Gear reducer size	kg
JRTK99	150
JRTKF99	171
JRTKA99	130
JRTKAF99	156
JRTK109	260
JRTKF109	271
JRTKA109	231
JRTKAF109	265
JRTK129	410
JRTKF129	452
JRTKA129	381
JRTKAF129	419

JRT齿轮减速机重量 Gear Reducer weights

Gear reducer size	kg	Gear reducer size	kg	Gear reducer size	kg	Gear reducer size	kg	Gear reducer size	kg	Motor size	kg
JRTK159	635	JRTS39	6	JRTS69	25	JRTS99	140	W10	1.8	DN56M4	2.2
JRTKF159	715	JRTSF39	8	JRTSF69	32	JRTSF99	171	WF10	2.0	DN63S2	6
JRTKA159	603	JRTSA39	6	JRTSA69	26	JRTSA99	135	WA10	1.8	DN63M2	6.8
JRTKAF159	660	JRTSAF39	7.5	JRTSAF69	31	JRTSAF99	160	WAF10	2.0	DN71S2	7.8
JRTK169	1035	JRTS49	10	JRTS79	45			W20	2.7	DN71M2	9.4
JRTKH169	1000	JRTSF49	14	JRTSF79	55			WF20	2.8	DN80S2	12.3
JRTK189	1615	JRTSA49	11	JRTSA79	45			WA20	2.6	DN80M2	15
JRTKH189	1550	JRTSAF49	13	JRTSAF79	52			WAF20	2.7	DN90S2	19.8
		JRTS59	14	JRTS89	80			W30	4	DN90L2	23.2
		JRTSF59	18	JRTSF89	101			WF30	4.3	DN100L2	33
		JRTSA59	14	JRTSA89	76			WA30	3.8	DN112M2	47.2
		JRTSAF59	17	JRTSAF89	94			WAF30	4	DN132S2	52
										DN132M2	53

三相异步电动机重量 Motor weights

Motor size	kg	Motor size	kg	Motor size	kg	Motor size	kg	Motor size	kg
DN160M2	115	DN71M4	9.4	DN160L4	142	DN80M6	15	DN200L6	280
DN160L2	117	DN80S4	12.3	DN180M4	181	DN90S6	19.8	DN200H6	283
DN160H2	130	DN80M4	15	DN180L4	209	DN90M6	19.8	DN225M6	310
DN180M2	155	DN90S4	19.8	DN200L4	285	DN90L6	23.2	DN250M6	460
DN200L2	280	DN90L4	23.2	DN225S4	328	DN100L6	33	DN280S6	520
DN225M2	323	DN100S4	27.6	DN225M4	363	DN112M6	47.2		
DN250M2	460	DN100L4	33	DN250M4	442	DN132S6	52		
DN280S2	546	DN112M4	47.2	DN280S4	569	DN132M6	53		
DN280M2	630	DN132S4	52	DN280M4	639	DN132L6	91.2		
DN63S4	6	DN132M4	88	DN63M6	6.6	DN160M6	115		
DN63M4	6.8	DN132L4	91.2	DN71S6	7.8	DN160L6	114		
DN71S4	7.8	DN160M4	121	DN71M6	9.4	DN180L6	197		

注：减速机重量表中重量值为平均各种速比重量的平均值，需要特定速比时精确值及减速机附带其它输入输出模块的重量值，请咨询杰牌。

Notes: The weight of reducers in the table is the average weight for each ratio. If you need exact weight for certain ratio or input output modules, please consult our company.

4. 用于安装IEC标准电机的联接盘
Coupling for mounting of IEC motors

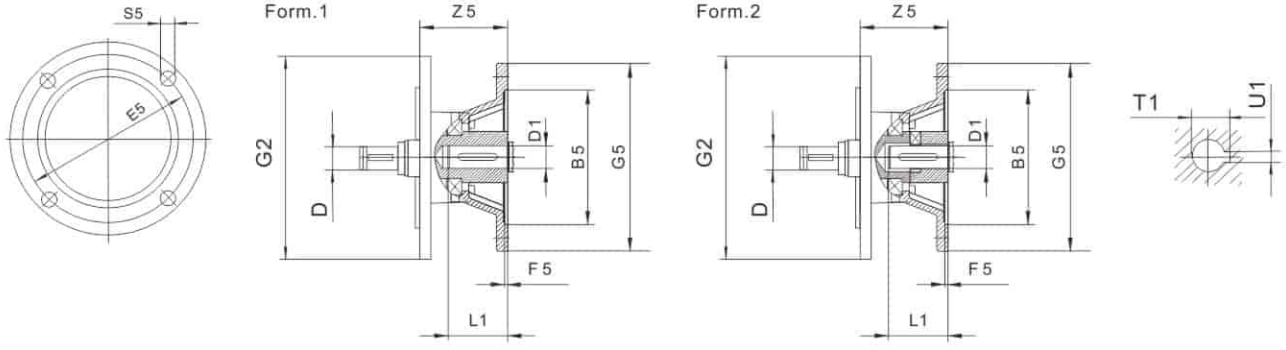

减速机型号 Gear unit type	联接盘规格 Motor adcopator	Form	B5	D	E5	F5	G2	G5	S5	Z5	D1	L1	T1	U1	重量 weight kg
JRTR..29,JRTR..39 JRTF..29,JRTF..39, JRTF..49 JRTK..39 JRTS..39,JRTS..49, JRTS..59	AM63	1	95G7	10n6	115	4.5	120	140	M8	72	11F7	23	12.8	4	5.7
	AM71[1]		110G7		130			160		92.5	14F7	30	16.3	5	4
	AM80[1]		130G7	12n6	165			200	M10	118	19F7	40	21.8	6	5.5
	AM90[1]			14n6							24F7	50	27.3	8	6.3
JRTR..49,JRTR..59, JRTR..69 JRTF..59,JRTF..69 JRTK..49,JRTK..59, JRTK..69 JRTS..69	AM63	1	95G7	10n6	115	4.5	160	140	M8	66	11F7	23	12.8	4	6.1
	AM71		110G7		130			160		87	14F7	30	16.3	5	6
	AM80		130G7	12n6	165			200	M10	113	19F7	40	21.8	6	10
	AM90			14n6							24F7	50	27.3	8	10
	AM100[1]	2	180G7	16n6	215	5		250	M12	144	28H7	60	31.3	8	11.1
	AM112[1]			18n6											11.1
	AM132[1]		230G7	22n6	265			300		177	38H7	80	41.3	10	20
JRTR..79 JRTF..79 JRTK..79 JRTS..79	AM63	1	95G7	10n6	115	4.5	200	140	M8	60	11F7	23	12.8	4	8.1
	AM71		110G7		130			160			14F7	30	16.3	5	8.8
	AM80		130G7	12n6	165			200	M10	92	19F7	40	21.8	6	11.6
	AM90			14n6							24F7	50	27.3	8	11.6
	AM100[1]	2	180G7	16n6	215	5		250	M12	136	28H7	60	31.3	8	12.6
	AM112[1]			18n6											12.6
	AM132S[1] AM132M[1]		230G7	22n6	265			300		196	38H7	80	41.3	10	25.1 25.1
	AM132ML[1]			28n6											25.1
JRTR..89 JRTF..89 JRTK..89 JRTS..89	AM80	1	130G7	12n6	165	4.5	250	200	M10	100	19F7	40	21.8	6	17.8
	AM90			14n6							24F7	50	27.3	8	17.8
	AM100	2	180G7	16n6	215	5		250	M12	131	28H7	60	31.3	8	18.9
	AM112			18n6											18.9
	AM132S AM132M		230G7	22n6	265			300		191	38H7	80	41.3	10	27.7 27.7
	AM132ML			28n6											27.7
	AM160[1]		250G7	28n6	300	6		350	M16	236	42H7	110	45.3	12	40.7
	AM180[1]			32n6							48H7		51.8	14	43.7

Flg.1

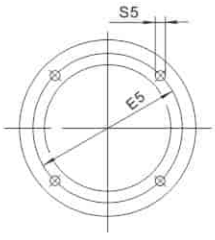

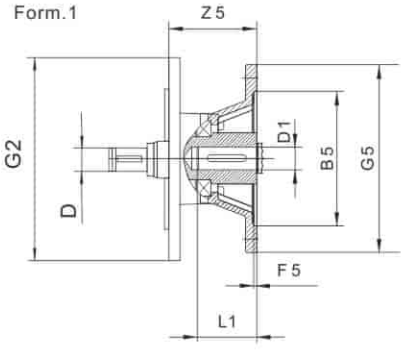

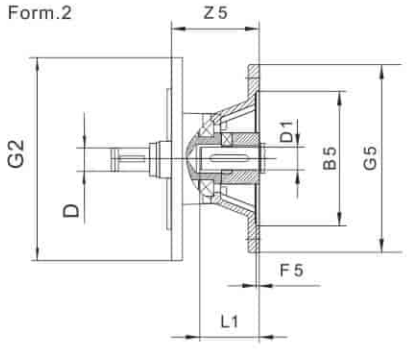

Flg.2

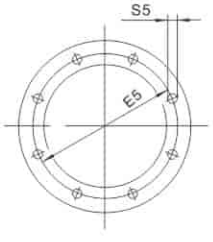

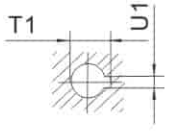

减速机型号 Gear unit type	联接盘规格 Motor adcopator	Fig	Form	B5	D	E5	F5	G2	G5	S5	Z5	D1	L1	T1	U1	重量 weight kg
JRTR..99 JRTF..99 JRTK..99 JRTS..99	AM100	1	2	180 G7	16n6	215	5	300	250	M12	126	28H7	60	31.3	8	19
	AM112				18n6											19
	AM132S			230 G7	22n6	265			300		186	38H7	80	41.3	10	33
	AM132M															33
	AM132ML				28n6											33
	AM160			250 G7	28n6	300	6		350	M16	231	42H7	110	45.3	12	48.5
	AM180				32n6							48H7		51.8	14	45
JRTR..99 JRTF..99 JRTK..99	AM200		1	300 G7	38n6	350	7		400		268	55F7		59.3	16	58
	AM225[1)]	2	2	350 G7	38n6	400	6		450		303	60H7	140	64.4	18	62
JRTR..109 JRTF..109 JRTK..109	AM100	1	2	180 G7	16n6	215	5	350	250	M12	120	28H7	60	31.3	8	22
	AM112				18n6											22
	AM132S			230 G7	22n6	265			300		180	38H7	80	41.3	10	37.2
	AM132M															37.2
	AM132ML				28n6											37.2
	AM160			250 G7	28n6	300	6		350	M16	225	42H7	110	45.3	12	52.8
	AM180				32n6							48H7		51.8	14	55.8
	AM200		1	300 G7	38n6	350	7		400		262	55F7		59.3	16	66
	AM225	2	2	350 G7	38n6	400	6		450		297	60H7	140	64.4	18	67
JRTR..139	AM132S	1	2	230 G7	22n6	265	5	400	300	M12	173	38H7	80	41.3	10	48.2
	AM132M															48.2
	AM132ML				28n6											48.2
	AM160			250 G7	28n6	300	6		350	M16	218	42H7	110	45.3	12	64.2
	AM180				32n6							48H7		51.8	14	61
	AM200		1	300 G7	38n6	350	7		400		255	55F7		59.3	16	71
	AM225	2	2	350 G7	38n6	400	6		450		290	60H7	140	64.4	18	68

Flg.1

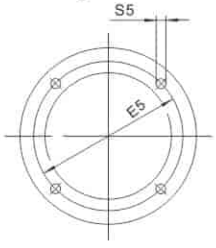

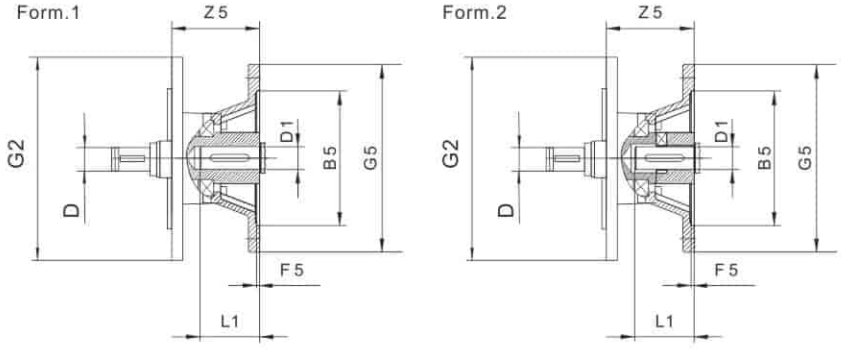

Flg.2

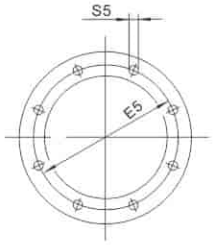

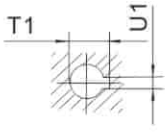

减速机型号 Gear unit type	联接盘规格 Motor adcopator	Fig.	Form	B5	D	E5	F5	G2	G5	S5	Z5	D1	L1	T1	U1	重量 weight kg
JRTR..149 JRTF..129 JRTK..129	AM132S	1	2	230G7	22n6	265	5	450	300	M12	165	38H7	80	41.3	10	58.3
	AM132M															58.3
	AM132ML				28n6											58.3
	AM160			250G7	28n6	300	6		350	M16	210	42H7	110	45.3	12	71.3
	AM180				32n6							48H7		51.8	14	68
	AM200		1	300G7	38n6	350	7		400		247	55F7		59.3	16	85.8
	AM225	2	2	350G7	38n6	400			450		282	60H7	140	64.4	18	78
	AM250			450G7	48n6	500			550		336	65H7		69.4		119.5
	AM280											75H7		79.9	20	119.7
JRTR..169 JRTF..159 JRTK..159 JRTK..169 JRTK..189	AM132	1	2	230G7	32n6	265	5	550	300	M12	165	38H7	80	41.3	10	70
	AM160			250G7	28n6	300	6		350	M16	202	42H7	110	45.3	12	88.4
	AM180				32n6							48H7		51.8	14	86
	AM200		1	300G7	38n6	350	7		400		239	55F7		59.3	16	102.9
	AM225	2	2	350G7	38n6	400			450		274	60H7	140	64.4	18	95
	AM250			450G7	48n6	500			550		328	65H7		69.4		130
	AM280											75H7		79.9	20	138

1) 如果安装在JRTR齿轮减速电机、JRTK锥齿轮–减速电机和JRTS蜗杆副–减速电机底脚安装方式的减速机上，请检查尺寸G5/2，它可能已经突出安装平面。
Dimension 1/2 G5 may protrude past foot mounting surface if mounted on R.K or S foot-mounted gear unit,Please check.

5. 用于安装伺服电机的联接盘
Adapter for mounting of servomotors

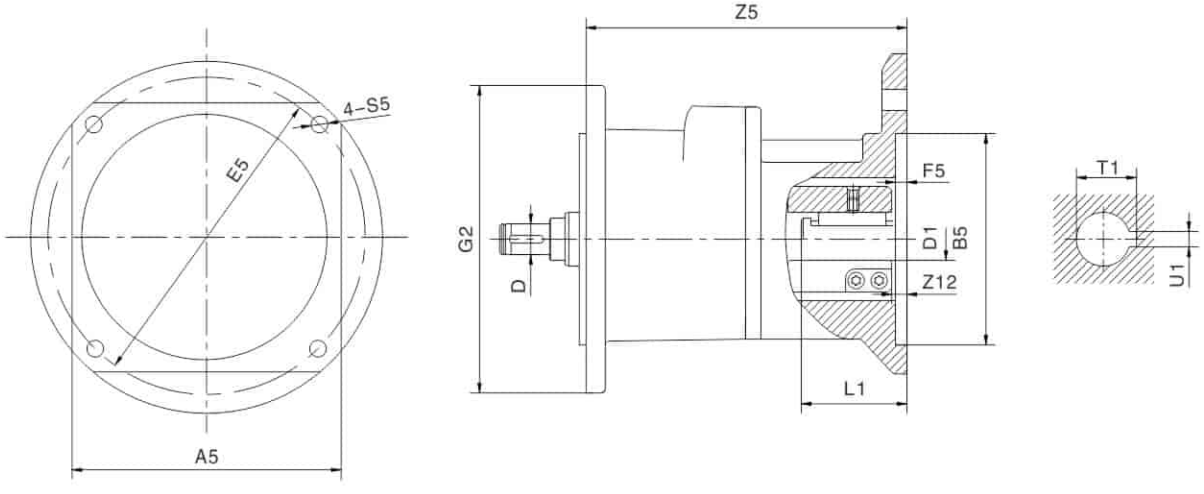

减速机型号 Gear unit type	联接盘规格 Motor adcopator	A5	B5	D	E5	F5	G2	Z12	S5	D1	L1	T1	U1	Z5	重量 weight kg
JRTR..29 JRTR..39 JRTF..29 JRTF..39 JRTF..49 JRTK..39 JRTS..39 JRTS..49 JRTS..59	AQS80/1	□82	Φ60G7	Φ10 Φ12 Φ14 Φ16	Φ75 Φ95 Φ90	5	Φ120	6	Φ7	Φ11F7	40	12.8	4	127.5	2.6
	AQS80/2									Φ14F7		16.3	5		
	AQS80/3		Φ50G7									16.3			
	AQS80/4		Φ70G7									16.3			
	AQS80/5									Φ16F7		18.3			
	AQS80/6									Φ19F7		21.8	6		
	AQS100/1	□100	Φ80G7	Φ10 Φ12 Φ14 Φ16	Φ100 Φ115	6		7	Φ7	Φ14F7	45	16.3	5	138.5	4.1
	AQS100/2									Φ19F7		21.8	6		
	AQS100/3		Φ95G7						Φ9	Φ14F7		16.3	5		
	AQS100/4									Φ19F7		21.8	6		
	AQS100/5									Φ20F7		22.8	6		
	AQS100/6									Φ22F7		25.3	8		
	AQS115/1	□115	Φ95G7	Φ10 Φ12 Φ14 Φ16	Φ130	6		7	Φ9	Φ19F7	50	21.8	6	162.5	6.2
	AQS115/2		Φ110G7												
	AQS115/3									Φ24F7		27.3	8		
	AQS120/1	□120	Φ110G7	Φ12 Φ14 Φ16	Φ145	6		7	Φ9	Φ16F7	40	18.3	5	162.5	6.4
	AQS120/2									Φ19F7		21.8	6		
	AQS130/1	□130	Φ110G7	Φ14 Φ16	Φ145	7		8	Φ9	Φ28F7	55	31.3	8	172.5	7
	AQS130/2									Φ24F7		27.3			
	AQS130/3									Φ22F7		25.3			
	AQS130/4											24.8	6		
	AQS140/1	□140	Φ110G7	Φ14 Φ16	Φ165	7		8	Φ11	Φ24F7	60	27.3	8	172.5	8.5
	AQS140/2		Φ130G7												
	AQS140/3									Φ32F7		35.3	10		

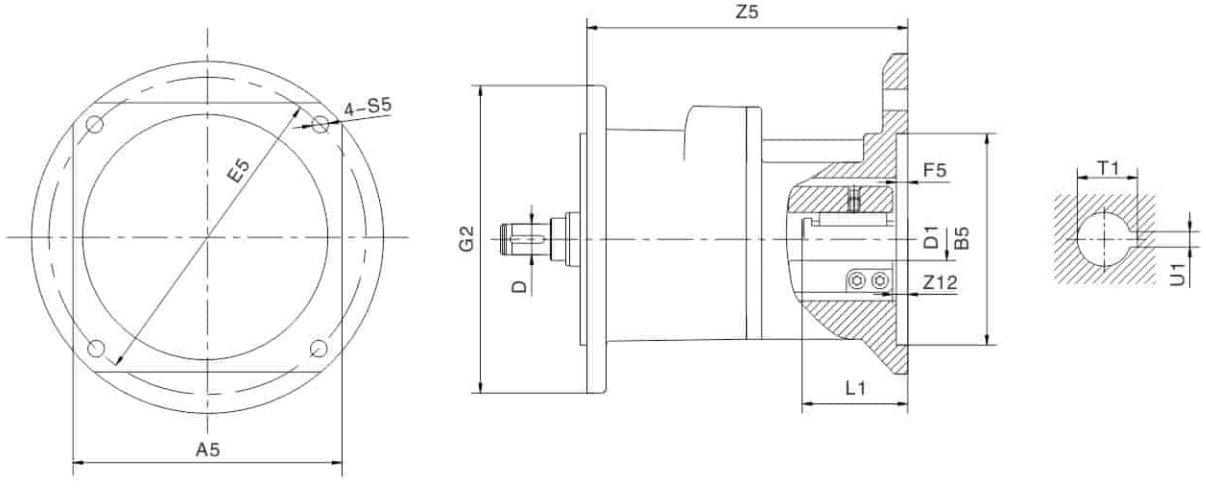

减速机型号 Gear unit type	联接盘规格 Motor adcopator	A5	B5	D	E5	F5	G2	Z12	S5	D1	L1	T1	U1	Z5	重量 weight kg
	AQS80/1	□82	Φ60G7	Φ10 Φ12 Φ14 Φ16	Φ75 Φ90	5	Φ160	6	Φ7	Φ11F7	40	12.8	4	122	3.6
	AQS80/2									Φ14F7		16.3	5		
	AQS80/3		Φ50G7									16.3			
	AQS80/4		Φ70G7									16.3			
	AQS80/5									Φ16F7		18.3			
	AQS80/6									Φ19F7		21.8	6		
JRTR..49	AQS100/1	□100	Φ80G7	Φ10 Φ12 Φ14 Φ16	Φ100 Φ115	6		7	Φ7	Φ14F7	45	16.3	5	133	5.7
JRTR..59	AQS100/2									Φ19F7		21.8	6		
JRTR..69	AQS100/3		Φ95G7						Φ9	Φ14F7		16.3	5		
JRTF..59	AQS100/4									Φ19F7		21.8	6		
JRTF..69	AQS100/5									Φ20F7		22.8	6		
JRTK..49	AQS100/6									Φ22F7		25.3	8		
JRTK..59	AQS115/1	□115	Φ95G7	Φ10 Φ12 Φ14 Φ16	Φ130	6		7	Φ9	Φ19F7	50	21.8	6	157	8.5
JRTK..69	AQS115/2		Φ110G7												
JRTS..69	AQS115/3									Φ24F7		27.3	8		
JRTRX..59	AQS120/1	□120	Φ110G7	Φ12 Φ14 Φ16 Φ18	Φ145	6		7	Φ9	Φ16F7	40	18.3	5	157	8.7
JRTRX..69	AQS120/2									Φ19F7		21.8	6		
	AQS130/1	□130	Φ110G7	Φ14 Φ16 Φ18	Φ145	7		8	Φ9	Φ28F7	55	31.3	8	167	9.3
	AQS130/2									Φ24F7		27.3			
	AQS130/3									Φ22F7		25.3			
	AQS130/4											24.8	6		
	AQS140/1	□140	Φ110G7	Φ14 Φ16 Φ18	Φ165	7		8	Φ11	Φ24F7	60	27.3	8	167	9.8
	AQS140/2		Φ130G7												
	AQS140/3									Φ32F7		35.3	10		

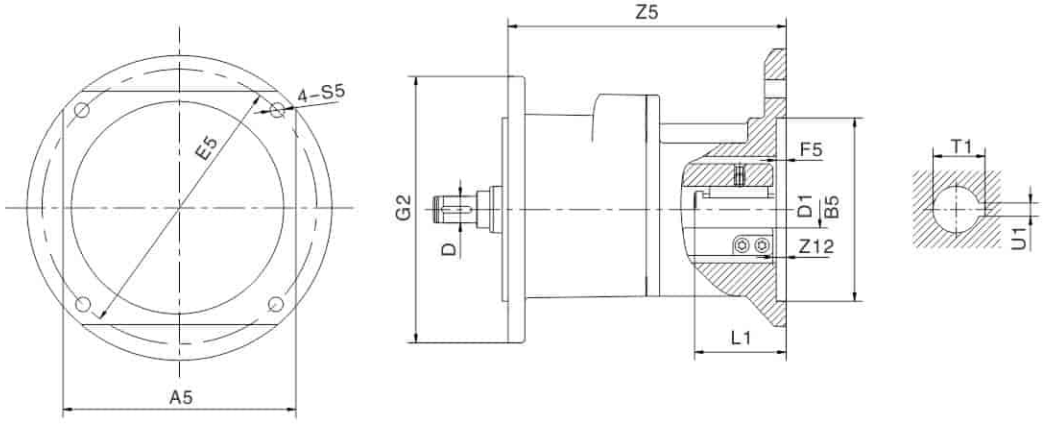

减速机型号 Gear unit type	联接盘规格 Motor adcopator	A5	B5	D	E5	F5	G2	Z12	S5	D1	L1	T1	U1	Z5	重量 weight kg
JRTR..79 JRTF..79 JRTK..79 JRTS..79 JRTRX..79	AQS80/1	□82	Φ60G7	Φ10 Φ12 Φ14 Φ16	Φ75 Φ95 Φ90	5	Φ200	6	Φ7	Φ11F7	40	12.8	4	114	5.1
	AQS80/2									Φ14F7		16.3	5		
	AQS80/3		Φ50G7									16.3			
	AQS80/4		Φ70G7									16.3			
	AQS80/5									Φ16F7		18.3			
	AQS80/6									Φ19F7		21.8	6		
	AQS100/1	□100	Φ80G7	Φ10 Φ12 Φ14 Φ16	Φ100 Φ115	6		7	Φ7	Φ14F7	45	16.3	5	125	7.3
	AQS100/2									Φ19F7		21.8	6		
	AQS100/3		Φ95G7						Φ9	Φ14F7		16.3	5		
	AQS100/4									Φ19F7		21.8	6		
	AQS100/5									Φ20F7		22.8	6		
	AQS100/6									Φ22F7		25.3	8		
	AQS115/1	□115	Φ95G7	Φ12 Φ14 Φ16 Φ18	Φ130	6		7	Φ9	Φ19F7	50	21.8	6	149	9.6
	AQS115/2		Φ110G7												
	AQS115/3									Φ24F7		27.3	8		
	AQS120/1	□120	Φ110G7	Φ12 Φ14 Φ16 Φ18	Φ145	6		7	Φ9	Φ16F7	40	18.3	5	149	9.8
	AQS120/2									Φ19F7		21.8	6		
	AQS130/1	□130	Φ110G7	Φ14 Φ16 Φ18 Φ22	Φ145	7		8	Φ9	Φ28F7	55	31.3	8	159	10.4
	AQS130/2									Φ24F7		27.3			
	AQS130/3									Φ22F7		25.3			
	AQS130/4											24.8	6		
	AQS140/1	□140	Φ110G7	Φ14 Φ16 Φ18 Φ22	Φ165	7		8	Φ11	Φ24F7	60	27.3	8	159	10.9
	AQS140/2		Φ130G7												
	AQS140/3									Φ32F7		35.3	10		
	AQS180/1	□180	Φ114.3G7	Φ18 Φ22 Φ28	Φ200	7		8	Φ13.5	Φ35F7	80	38.3	10	225	20.8
	AQS180/2									Φ42F7	110	45.3	12	265	22.2
	AQS190/1	□190	Φ130G7	Φ18 Φ22 Φ28	Φ215	7		8	Φ13.5	Φ32F7	60	35.3	10	225	21
	AQS190/2		Φ180G7												
	AQS190/3									Φ38F7	80	41.3			
	AQS220/1	□220	Φ200G7	Φ18 Φ22 Φ28	Φ235	7		8	Φ13.5	Φ28F7	55	31.3	8	225	22.7
	AQS220/2									Φ32F7	65	35.3	10		
	AQS220/3			Φ28						Φ42F7	110	45.3	12	266	24.2

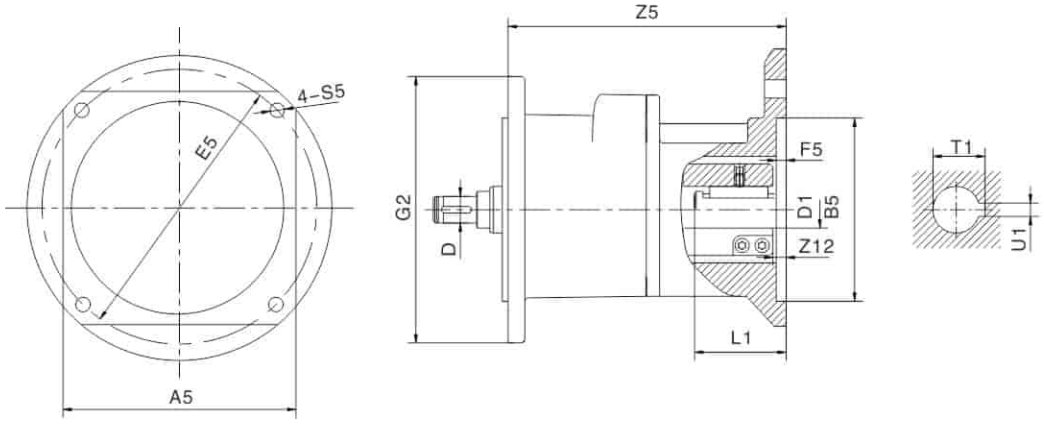

减速机型号 Gear unit type	联接盘规格 Motor adcopator	A5	B5	D	E5	F5	G2	Z12	S5	D1	L1	T1	U1	Z5	重量 weight kg
	AQS80/1	□82	Φ60G7	Φ12 Φ14 Φ16	Φ75	5	Φ250	6	Φ7	Φ11F7	40	12.8	4	109	6.9
	AQS80/2									Φ14F7		16.3	5		
	AQS80/3		Φ50G7		Φ95							16.3			
	AQS80/4		Φ70G7		Φ90							16.3			
	AQS80/5									Φ16F7		18.3			
	AQS80/6									Φ19F7		21.8	6		
	AQS100/1	□100	Φ80G7	Φ12 Φ14 Φ16	Φ100	6		7	Φ7	Φ14F7	45	16.3	5	120	9
	AQS100/2									Φ19F7		21.8	6		
	AQS100/3		Φ95G7		Φ115				Φ9	Φ14F7		16.3	5		
	AQS100/4									Φ19F7		21.8	6		
	AQS100/5									Φ20F7		22.8	6		
	AQS100/6									Φ22F7		25.3	8		
	AQS115/1	□115	Φ95G7	Φ12 Φ14 Φ16 Φ18	Φ130	6		7	Φ9	Φ19F7	50	21.8	6	144	11.7
	AQS115/2		Φ110G7												
JRTR..89	AQS115/3									Φ24F7		27.3	8		
JRTF..89	AQS120/1	□120	Φ110G7	Φ12 Φ14 Φ16 Φ18	Φ145	6		7	Φ9	Φ16F7	40	18.3	5	144	11.9
JRTK..89	AQS120/2									Φ19F7		21.8	6		
JRTS..89	AQS130/1	□130	Φ110G7	Φ14 Φ16 Φ18 Φ22	Φ145	7		8	Φ9	Φ28F7	55	31.3	8	154	12.5
JRTRX..89	AQS130/2									Φ24F7		27.3			
	AQS130/3									Φ22F7		25.3			
	AQS130/4											24.8	6		
	AQS140/1	□140	Φ110G7	Φ14 Φ16 Φ18 Φ22	Φ165	7		8	Φ11	Φ24F7	60	27.3	8	154	13
	AQS140/2		Φ130G7												
	AQS140/3									Φ32F7		35.3	10		
	AQS180/1	□180	Φ114.3G7	Φ18 Φ22 Φ28	Φ200	7		8	Φ13.5	Φ35F7	80	38.3	10	220	23.3
	AQS180/2									Φ42F7	110	45.3	12	260	24.7
	AQS190/1	□190	Φ130G7	Φ18 Φ22 Φ28	Φ215	7		8	Φ13.5	Φ32F7	60	35.3	10	220	23.5
	AQS190/2		Φ180G7												
	AQS190/3									Φ38F7	80	41.3			
	AQS220/1	□220	Φ200G7	Φ18 Φ22 Φ28 Φ32	Φ235	7		8	Φ13.5	Φ28F7	55	31.3	8	225	25.2
	AQS220/2									Φ32F7	65	35.3	10		
	AQS220/3			Φ28 Φ32						Φ42F7	110	45.3	12	293	26.7
	AQS260/1	□260	Φ250G7	Φ32	Φ300	7		8	Φ17.5	Φ42F7	110	45.3	12	293	29.8
	AQS260/2									Φ48F7		51.8	14		29.8

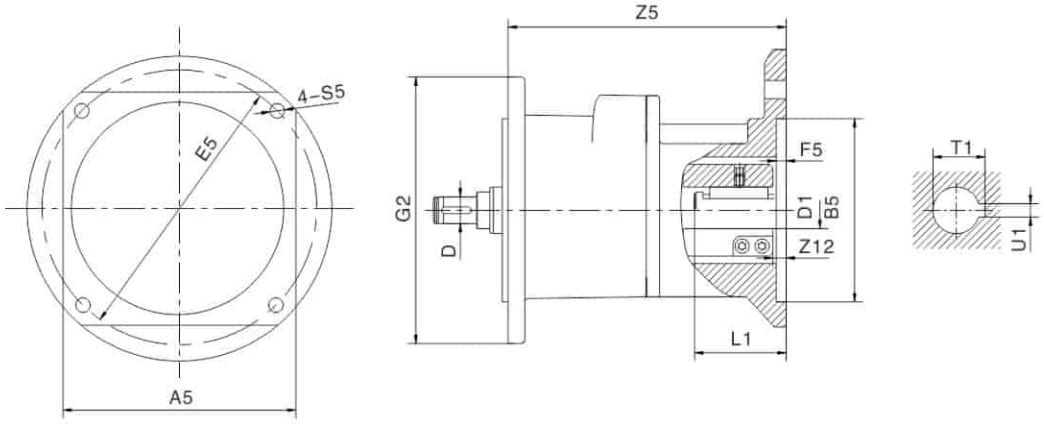

减速机型号 Gear unit type	联接盘规格 Motor adcopator	A5	B5	D	E5	F5	G2	Z12	S5	D1	L1	T1	U1	Z5	重量 weight kg
JRTR..99 JRTF..99 JRTK..99 JRTS..99 JRTRX..99	AQS115/1	□115	Φ95G7	Φ14 Φ16 Φ18	Φ130	6	Φ300	7	Φ9	Φ19F7	50	21.8	6	139	13.9
	AQS115/2		Φ110G7												
	AQS115/3									Φ24F7		27.3	8		
	AQS120/1	□120	Φ110G7	Φ14 Φ16 Φ18	Φ145	6		7	Φ9	Φ16F7	40	18.3	5	139	14.1
	AQS120/2									Φ19F7		21.8	6		
	AQS130/1	□130	Φ110G7	Φ16 Φ18 Φ22	Φ145	7		8	Φ9	Φ28F7	55	31.3	8	149	14.7
	AQS130/2									Φ24F7		27.3			
	AQS130/3									Φ22F7		25.3			
	AQS130/4											24.8	6		
	AQS140/1	□140	Φ110G7	Φ16 Φ18 Φ22	Φ165	7		8	Φ11	Φ24F7	60	27.3	8	149	15.2
	AQS140/2		Φ130G7												
	AQS140/3									Φ32F7		35.3	10		
	AQS180/1	□180	Φ114.3G7	Φ18 Φ22 Φ28	Φ200	7		8	Φ13.5	Φ35F7	80	38.3	10	215	33.7
	AQS180/2									Φ42F7	110	45.3	12	255	35.1
	AQS190/1	□190	Φ130G7	Φ18 Φ22 Φ28	Φ215	7		8	Φ13.5	Φ32F7	60	35.3	10	215	33.9
	AQS190/2		Φ180G7												
	AQS190/3									Φ38F7	80	41.3			
	AQS220/1	□220	Φ200G7	Φ18 Φ22 Φ28 Φ32	Φ235	7		8	Φ13.5	Φ28F7	55	31.3	8	225	35.6
	AQS220/2									Φ32F7	65	35.3	10		
	AQS220/3			Φ28 Φ32						Φ42F7	110	45.3	12	288	37.1
	AQS260/1	□260	Φ250G7	Φ38	Φ300	7		8	Φ17.5	Φ42F7	110	45.3	12	305	40.2
	AQS260/2									Φ48F7		51.8	14		40.2

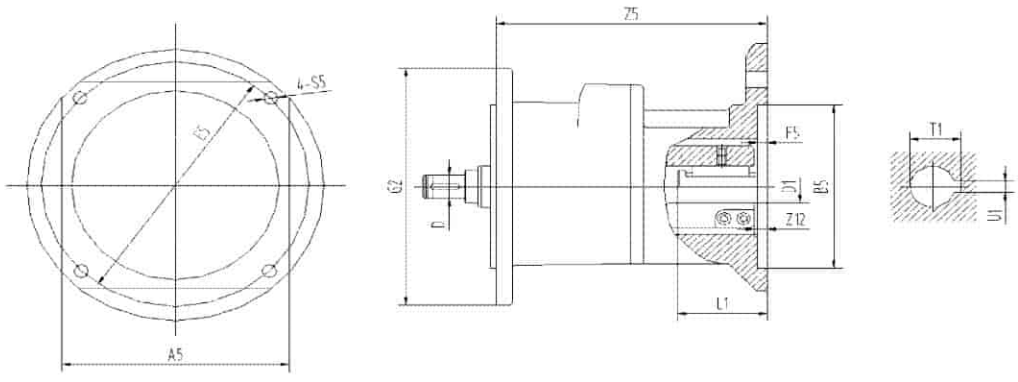

减速机规格	联接盘规格	A5	B5	D	E5	F5	G2	Z12	S5	D1	L1	T1	U1	Z5	重量 Weight kg
JRTR..109 JRTF..109 JRTK..109 JRTRX..109	AQS180/1	□180	Φ114.3G7	Φ22	Φ200	7	Φ350	8	Φ13.5	Φ35F7	80	38.3	10	209	36.2
	AQS180/2			Φ28						Φ42F7	110	45.3	12	249	37.6
	AQS190/1	□190	Φ130G7	Φ22	Φ215	7		8	Φ13.5	Φ32F7	60	35.3	10	209	36.4
	AQS190/2		Φ180G7	Φ28											
	AQS190/3									Φ38F7	80	41.3			
	AQS220/1	□220	Φ200G7	Φ22	Φ235	7		8	Φ13.5	Φ28F7	55	31.3	8	209	38.1
	AQS220/2			Φ28 Φ32						Φ32F7	65	35.3	10		
	AQS220/3			Φ28 Φ32						Φ42F7	110	45.3	12	282	46.1
	AQS260/1	□260	Φ250G7	Φ38	Φ300	7		8	Φ17.5	Φ42F7	110	45.3	12	299	58.2
	AQS260/2									Φ48F7		51.8	14		

6. 用于安装NEMA电机的联接盘
Coupling for mounting of NEMA motors

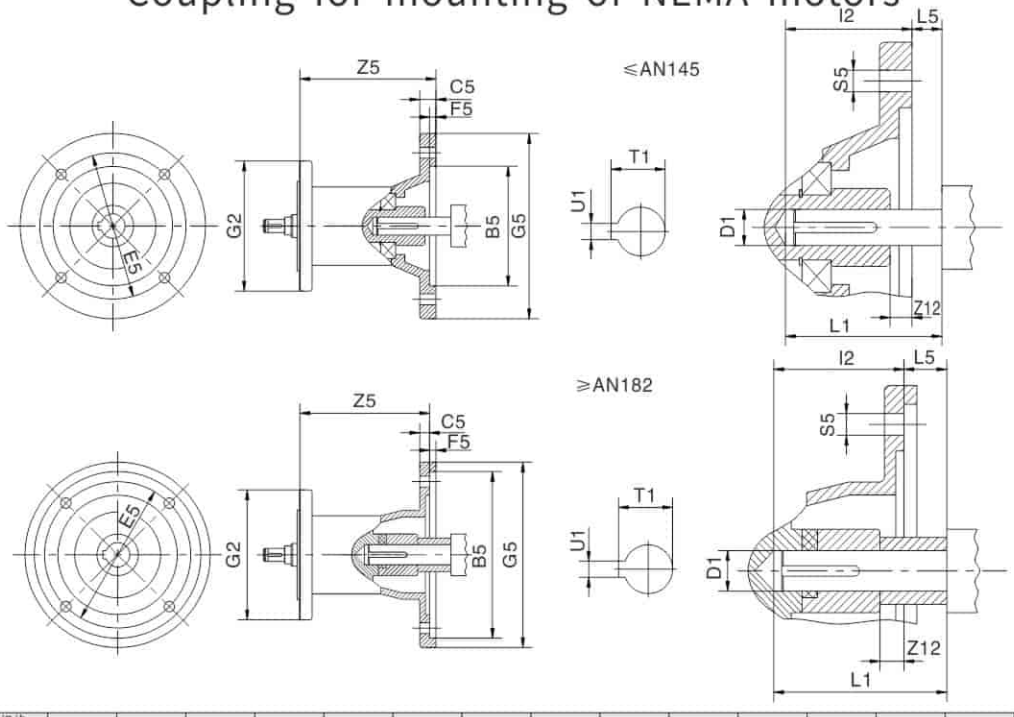

减速机型号 Gear unit type	联接盘规格 Motor adcopator	B5	C5	E5	F5	G2	G5	I2	L5	S5	Z5	Z12	D1	L1	T1	U1	重量 weight kg
R..29 R..39	AN56	114.3	11	149.2	4.5	120	170	53	-4.8	10.5	92.5	4.8	15.875	48.2	18.1	4.775	5
	AN143		12					60.2	3		116	5.5	22.225	63.2	24.5		5.9
	AN145																5.9
R..49 R..59 R..69	AN56	114.3	11	149.2	4.5	160	170	53	-4.8	10.5	87	4.8	15.875	48.2	18.1	4.775	5.6
	AN143		12					60.2	3		110.5	5.5	22.225	63.2	24.5		8
	AN145																8
	AN182	215.9	10	184	5		228	69.5	3	15	142.5	13.5	28.575	72.5	31.5	6.35	10.8
	AN184																10.8
	AN213		11					82.5	6.3		164.5	9.5	34.925	88.8	38.5	7.925	15.7
R..79	AN56	114.3	11	149.2	4.5	200	170	53	-4.8	10.5	79	4.8	15.875	48.2	18.1	4.775	8.4
	AN143		12					60.2	3		102.5	5.5	22.225	63.2	24.5		9.6
	AN145																9.6
	AN182	215.9	10	184	5		228	69.5	3	15	134.5	13.5	28.575	72.5	31.5	6.35	12.3
	AN184																12.3
	AN213		11					86.5	6.3		183.5	9.5	34.925	92.8	38.5	7.925	22.8
R..89	AN143	114.3	12	149.2	4.5	250	170	60.2	3	10.5	97.5	5.5	22.225	63.2	24.5	4.775	15.8
	AN145																15.8
	AN182	215.9	10	184	5		228	69.5	3	15	129.5	13.5	28.575	72.5	31.5	6.35	18.6
	AN184																18.6
	AN213		11					86.5	6.3		178.5	9.5	34.925	92.8	38.5	7.925	25.4
	AN254		14					110	6.3		229	2.5	41.275	116.3	45.6	9.525	31.7
	AN284	266.7	15	228.6	5		286	117	6.3	15	236	4.5	47.625	123.3	53.34	12.7	38.6
R..99	AN182	215.9	10	184	5	300	228	69.5	3	15	124.5	13.5	28.575	72.5	31.5	6.35	18.7
	AN184																18.7
	AN213		11					86.5	6.3		173.5	9.5	34.925	92.8	38.5	7.925	30.7
	AN254		14					110	6.3		224	2.5	41.275	116.3	45.6	9.525	39.7
	AN284	266.7	15	228.6	5		286	117	6.3	15	231	4.5	47.625	123.3	53.34	12.7	46.6
	AN324	317.5	17	279.4	5		356	134.5	6.3	17.5	291	28.5	53.975	140.8	59.7	12.7	69.4
	AN364							146.5					60.325	152.8	67.5	15.875	69.6
R..109	AN182	215.9	10	184	5	350	228	69.5	3	15	118.5	13.5	28.575	72.5	31.5	6.35	21.7
	AN184																21.7
	AN213		11					86.5	6.3		167.5	9.5	34.925	92.8	38.5	7.925	31.6
	AN254		14					110	6.3		218	2.5	41.275	116.3	45.6	9.525	43.8
	AN284	266.7	15	228.6	5		286	117	6.3	15	225	4.5	47.625	123.3	53.34	12.7	50.7
	AN324	317.5	17	279.4	5		356	134.5	6.3	17.5	285	28.5	53.975	140.8	59.7	12.7	74.5
	AN364							146.5					60.325	152.8	67.5	15.875	74.7
R..139	AN213	215.9	11	184	5	400	228	86.5	6.3	15	160.5	9.5	34.925	92.8	38.5	7.925	45.5
	AN254		14					110	6.3		211	2.5	41.275	116.3	45.6	9.525	54.9
	AN284	266.7	15	228.6	5		286	117	6.3	15	218	4.5	47.625	123.3	53.34	12.7	61.8
	AN324	317.5	17	279.4	5		356	134.5	6.3	17.5	278	28.5	53.975	140.8	59.7	12.7	78.5
	AN364							146.5					60.325	152.8	67.5	15.875	78.7
R..149	AN213	215.9	11	184	5	450	228	86.5	6.3	15	152.5	9.5	34.925	92.8	38.5	7.925	56.4
	AN254		14					110	6.3		203	2.5	41.275	116.3	45.6	9.525	62
	AN284	266.7	15	228.6	5		286	117	6.3	15	210	4.5	47.625	123.3	53.34	12.7	69
	AN324	317.5	17	279.4	5		356	134.5	6.3	17.5	270	28.5	53.975	140.8	59.7	12.7	85.7
	AN364							146.5					60.325	152.8	67.5	15.875	86
R..169	AN254	215.9	14	184	5	550	228	110	6.3	15	195	2.5	41.275	116.3	45.6	9.525	79.1
	AN284	266.7	15	228.6	5		286	117	6.3	15	202	4.5	47.625	123.3	53.34	12.7	86.1
	AN324	317.5	17	279.4	5		356	134.5	6.3	17.5	262	28.5	53.975	140.8	59.7	12.7	102.8
	AN364							146.5					60.325	152.8	67.5	15.875	103.1

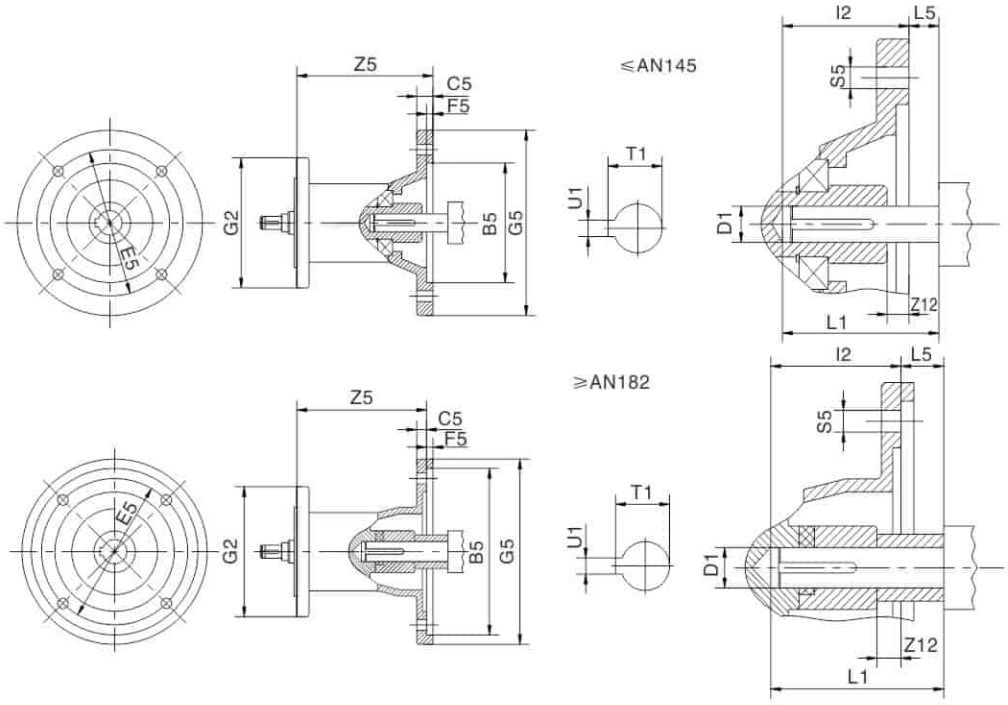

减速机型号 Gear unit type	联接盘规格 Motor adcopator	B5	C5	E5	F5	G2	G5	I2	L5	S5	Z5	Z12	D1	L1	T1	U1	重量 weight kg
F..29	AN56	114.3	11	149.2	4.5	120	170	53	-4.8	10.5	92.5	4.8	15.875	48.2	18.1	4.775	5
F..39	AN143		12					60.2	3		116	5.5	22.225	63.2	24.5		5.9
F..49	AN145																5.9
F..59 F..69	AN56	114.3	11	149.2	4.5	160	170	53	-4.8	10.5	87	4.8	15.875	48.2	18.1	4.775	5.6
	AN143		12					60.2	3		110.5	5.5	22.225	63.2	24.5		8
	AN145																8
	AN182	215.9	10	184	5		228	69.5	3	15	142.5	13.5	28.575	72.5	31.5	6.35	10.8
	AN184																10.8
	AN213		11					82.5	6.3		164.5	9.5	34.925	88.8	38.5	7.925	15.7
F..79	AN56	114.3	11	149.2	4.5	200	170	53	-4.8	10.5	79	4.8	15.875	48.2	18.1	4.775	8.4
	AN143		12					60.2	3		102.5	5.5	22.225	63.2	24.5		9.6
	AN145																9.6
	AN182	215.9	10	184	5		228	69.5	3	15	134.5	13.5	28.575	72.5	31.5	6.35	12.3
	AN184																12.3
	AN213		11					86.5	6.3		183.5	9.5	34.925	92.8	38.5	7.925	22.8
F..89	AN143	114.3	12	149.2	4.5	250	170	60.2	3	10.5	97.5	5.5	22.225	63.2	24.5	4.775	15.8
	AN145																15.8
	AN182	215.9	10	184	5		228	69.5	3	15	129.5	13.5	28.575	72.5	31.5	6.35	18.6
	AN184																18.6
	AN213		11					86.5	6.3		178.5	9.5	34.925	92.8	38.5	7.925	25.4
	AN254		14					110	6.3		229	2.5	41.275	116.3	45.6	9.525	31.7
	AN284	266.7	15	228.6	5		286	117	6.3	15	236	4.5	47.625	123.3	53.34	12.7	38.6
F..99	AN182	215.9	10	184	5	300	228	69.5	3	15	124.5	13.5	28.575	72.5	31.5	6.35	18.7
	AN184																18.7
	AN213		11					86.5	6.3		173.5	9.5	34.925	92.8	38.5	7.925	30.7
	AN254		14					110	6.3		224	2.5	41.275	116.3	45.6	9.525	39.7
	AN284	266.7	15	228.6	5		286	117	6.3	15	231	4.5	47.625	123.3	53.34	12.7	46.6
	AN324	317.5	17	279.4	5		356	134.5	6.3	17.5	291	28.5	53.975	140.8	59.7	12.7	69.4
	AN364							146.5					60.325	152.8	67.5	15.875	69.6
F..109	AN182	215.9	10	184	5	350	228	69.5	3	15	118.5	13.5	28.575	72.5	31.5	6.35	21.7
	AN184																21.7
	AN213		11					86.5	6.3		167.5	9.5	34.925	92.8	38.5	7.925	31.6
	AN254		14					110	6.3		218	2.5	41.275	116.3	45.6	9.525	43.8
	AN284	266.7	15	228.6	5		286	117	6.3	15	225	4.5	47.625	123.3	53.34	12.7	50.7
	AN324	317.5	17	279.4	5		356	134.5	6.3	17.5	285	28.5	53.975	140.8	59.7	12.7	74.5
	AN364							146.5					60.325	152.8	67.5	15.875	74.7
F..129	AN213	215.9	11	184	5	400	228	86.5	6.3	15	152.5	9.5	34.925	92.8	38.5	7.925	45.5
	AN254		14					110	6.3		203	2.5	41.275	116.3	45.6	9.525	54.9
	AN284	266.7	15	228.6	5		286	117	6.3	15	210	4.5	47.625	123.3	53.34	12.7	61.8
	AN324	317.5	17	279.4	5		356	134.5	6.3	17.5	270	28.5	53.975	140.8	59.7	12.7	78.5
	AN364							146.5					60.325	152.8	67.5	15.875	78.7
F..159	AN254	215.9	14	184	5	550	228	110	6.3	15	195	2.5	41.275	116.3	45.6	9.525	79.1
	AN284	266.7	15	228.6	5		286	117	6.3	15	202	4.5	47.625	123.3	53.34	12.7	86.1
	AN324	317.5	17	279.4	5		356	134.5	6.3	17.5	262	28.5	53.975	140.8	59.7	12.7	102.8
	AN364							146.5					60.325	152.8	67.5	15.875	103.1

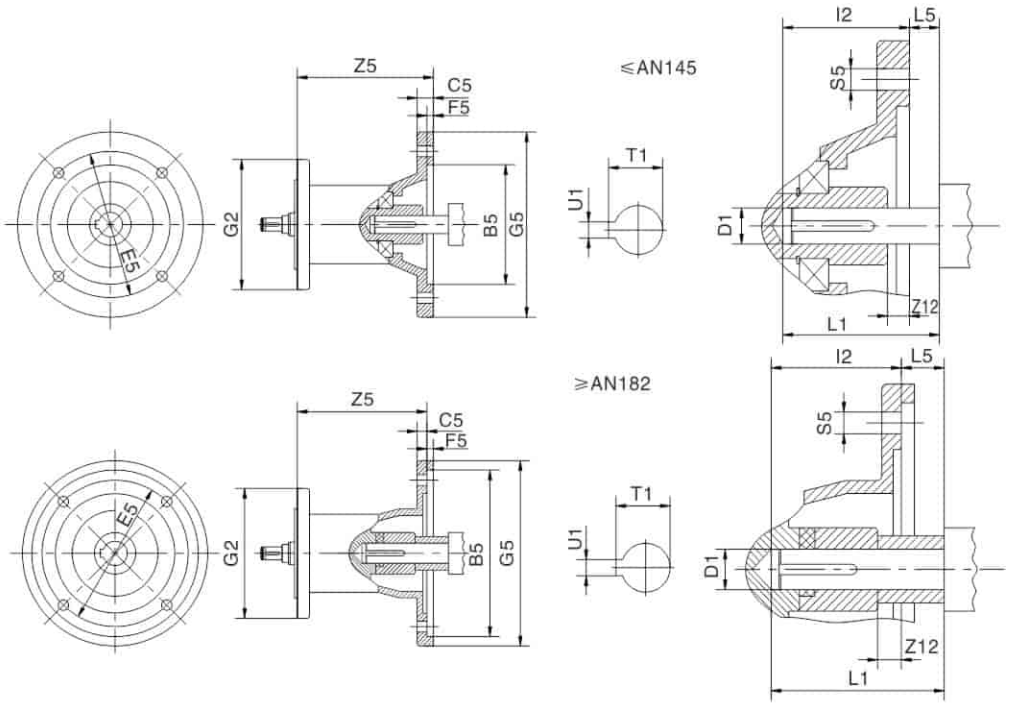

减速机型号 Gear unit type	联接盘规格 Motor adcopator	B5	C5	E5	F5	G2	G5	I2	L5	S5	Z5	Z12	D1	L1	T1	U1	重量 weight kg
K..39	AN56	114.3	11	149.2	4.5	120	170	53	-4.8	10.5	92.5	4.8	15.875	48.2	18.1	4.775	5
	AN143		12					60.2	3		116	5.5	22.225	63.2	24.5		5.9
	AN145																5.9
K..49	AN56	114.3	11	149.2	4.5	160	170	53	-4.8	10.5	87	4.8	15.875	48.2	18.1	4.775	5.6
	AN143		12					60.2	3		110.5	5.5	22.225	63.2	24.5		8
	AN145																8
	AN182	215.9	10	184	5		228	69.5	3	15	142.5	13.5	28.575	72.5	31.5	6.35	10.8
	AN184																10.8
K..59 K..69	AN56	114.3	11	149.2	4.5	160	170	53	-4.8	10.5	87	4.8	15.875	48.2	18.1	4.775	5.6
	AN143		12					60.2	3		110.5	5.5	22.225	63.2	24.5		8
	AN145																8
	AN182	215.9	10	184	5		228	69.5	3	15	142.5	13.5	28.575	72.5	31.5	6.35	10.8
	AN184																10.8
	AN213		11					82.5	6.3		164.5	9.5	34.925	88.8	38.5	7.925	15.7
K..79	AN56	114.3	11	149.2	4.5	200	170	53	-4.8	10.5	79	4.8	15.875	48.2	18.1	4.775	8.4
	AN143		12					60.2	3		102.5	5.5	22.225	63.2	24.5		9.6
	AN145																9.6
	AN182	215.9	10	184	5		228	69.5	3	15	134.5	13.5	28.575	72.5	31.5	6.35	12.3
	AN184																12.3
	AN213		11					86.5	6.3		183.5	9.5	34.925	92.8	38.5	7.925	22.8
K..89	AN143	114.3	12	149.2	4.5	250	170	60.2	3	10.5	97.5	5.5	22.225	63.2	24.5	4.775	15.8
	AN145																15.8
	AN182	215.9	10	184	5		228	69.5	3	15	129.5	13.5	28.575	72.5	31.5	6.35	18.6
	AN184																18.6
	AN213		11					86.5	6.3		178.5	9.5	34.925	92.8	38.5	7.925	25.4
	AN254		14					110	6.3		229	2.5	41.275	116.3	45.6	9.525	31.7
	AN284	266.7	15	228.6	5		286	117	6.3	15	236	4.5	47.625	123.3	53.34	12.7	38.6
K..99	AN182	215.9	10	184	5	300	228	69.5	3	15	124.5	13.5	28.575	72.5	31.5	6.35	18.7
	AN184																18.7
	AN213		11					86.5	6.3		173.5	9.5	34.925	92.8	38.5	7.925	30.7
	AN254		14					110	6.3		224	2.5	41.275	116.3	45.6	9.525	39.7
	AN284	266.7	15	228.6	5		286	117	6.3	15	231	4.5	47.625	123.3	53.34	12.7	46.6
	AN324	317.5	17	279.4	5		356	134.5	6.3	17.5	291	28.5	53.975	140.8	59.7	12.7	69.4
	AN364							146.5					60.325	152.8	67.5	15.875	69.6
K..109	AN182	215.9	10	184	5	350	228	69.5	3	15	118.5	13.5	28.575	72.5	31.5	6.35	21.7
	AN184																21.7
	AN213		11					86.5	6.3		167.5	9.5	34.925	92.8	38.5	7.925	31.6
	AN254		14					110	6.3		218	2.5	41.275	116.3	45.6	9.525	43.8
	AN284	266.7	15	228.6	5		286	117	6.3	15	225	4.5	47.625	123.3	53.34	12.7	50.7
	AN324	317.5	17	279.4	5		356	134.5	6.3	17.5	285	28.5	53.975	140.8	59.7	12.7	74.5
	AN364							146.5					60.325	152.8	67.5	15.875	74.7
K..129	AN213	215.9	11	184	5	450	228	86.5	6.3	15	152.5	9.5	34.925	92.8	38.5	7.925	56.4
	AN254		14					110	6.3		203	2.5	41.275	116.3	45.6	9.525	62
	AN284	266.7	15	228.6	5		286	117	6.3	15	210	4.5	47.625	123.3	53.34	12.7	69
	AN324	317.5	17	279.4	5		356	134.5	6.3	17.5	270	28.5	53.975	140.8	59.7	12.7	85.7
	AN364							146.5					60.325	152.8	67.5	15.875	86
K..159 K..169 K..189	AN254	215.9	14	184	5	550	228	110	6.3	15	195	2.5	41.275	116.3	45.6	9.525	79.1
	AN284	266.7	15	228.6	5		286	117	6.3	15	202	4.5	47.625	123.3	53.34	12.7	86.1
	AN324	317.5	17	279.4	5		356	134.5	6.3	17.5	262	28.5	53.975	140.8	59.7	12.7	102.8
	AN364							146.5					60.325	152.8	67.5	15.875	103.1

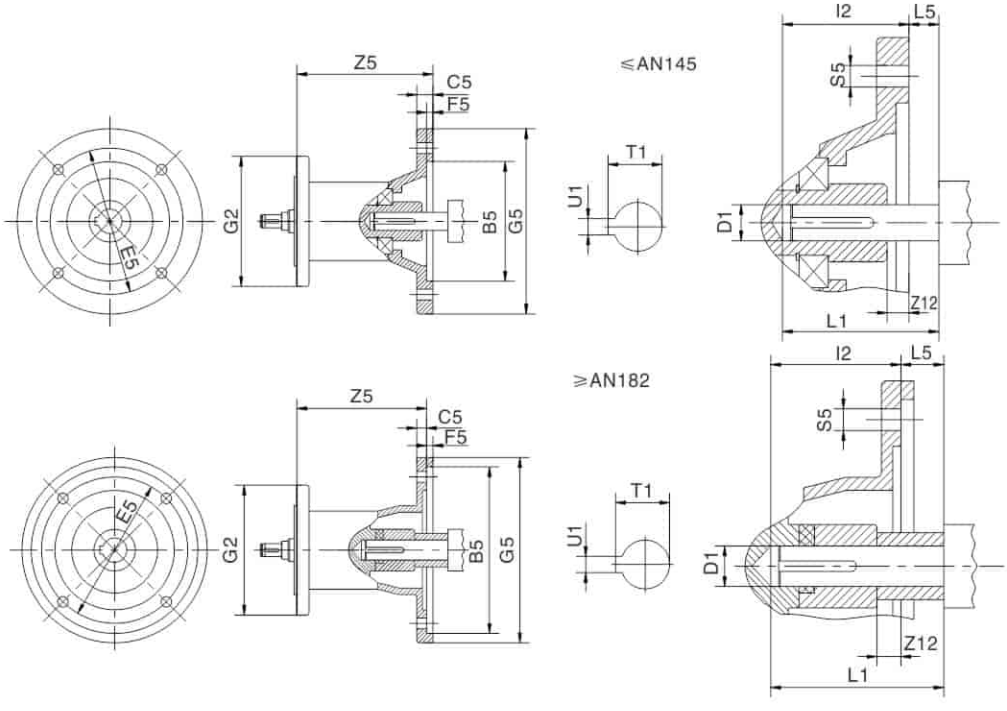

减速机型号 Gear unit type	联接盘规格 Motor adcopator	B5	C5	E5	F5	G2	G5	I2	L5	S5	Z5	Z12	D1	L1	T1	U1	重量 weight kg
S..39	AN56	114.3	11	149.2	4.5	120	170	53	-4.8	10.5	92.5	4.8	15.875	48.2	18.1	4.775	5
S..49	AN143		12					60.2	3		116	5.5	22.225	63.2	24.5		5.9
S..59	AN145																5.9
S..69	AN56	114.3	11	149.2	4.5	160	170	53	-4.8	10.5	87	4.8	15.875	48.2	18.1	4.775	5.6
	AN143		12					60.2	3		110.5	5.5	22.225	63.2	24.5		8
	AN145																8
	AN182	215.9	10	184	5		228	69.5	3	15	142.5	13.5	28.575	72.5	31.5	6.35	10.8
	AN184																10.8
	AN213		11					82.5	6.3		164.5	9.5	34.925	88.8	38.5	7.925	15.7
S..79	AN56	114.3	11	149.2	4.5	200	170	53	-4.8	10.5	79	4.8	15.875	48.2	18.1	4.775	8.4
	AN143		12					60.2	3		102.5	5.5	22.225	63.2	24.5		9.6
	AN145																9.6
	AN182	215.9	10	184	5		228	69.5	3	15	134.5	13.5	28.575	72.5	31.5	6.35	12.3
	AN184																12.3
	AN213		11					86.5	6.3		183.5	9.5	34.925	92.8	38.5	7.925	22.8
S..89	AN143	114.3	12	149.2	4.5	250	170	60.2	3	10.5	97.5	5.5	22.225	63.2	24.5	4.775	15.8
	AN145																15.8
	AN182	215.9	10	184	5		228	69.5	3	15	129.5	13.5	28.575	72.5	31.5	6.35	18.6
	AN184																18.6
	AN213		11					86.5	6.3		178.5	9.5	34.925	92.8	38.5	7.925	25.4
	AN254		14					110	6.3		229	2.5	41.275	116.3	45.6	9.525	31.7
	AN284	266.7	15	228.6	5		286	117	6.3	15	236	4.5	47.625	123.3	53.34	12.7	38.6
S..99	AN182	215.9	10	184	5	300	228	69.5	3	15	124.5	13.5	28.575	72.5	31.5	6.35	18.7
	AN184																18.7
	AN213		11					86.5	6.3		173.5	9.5	34.925	92.8	38.5	7.925	30.7
	AN254		14					110	6.3		224	2.5	41.275	116.3	45.6	9.525	39.7
	AN284	266.7	15	228.6	5		286	117	6.3	15	231	4.5	47.625	123.3	53.34	12.7	46.6
	AN324	317.5	17	279.4	5		356	134.5	6.3	17.5	291	28.5	53.975	140.8	59.7	12.7	69.4
	AN364							146.5					60.325	152.8	67.5	15.875	69.6

7. 电机尺寸表

The size of motor

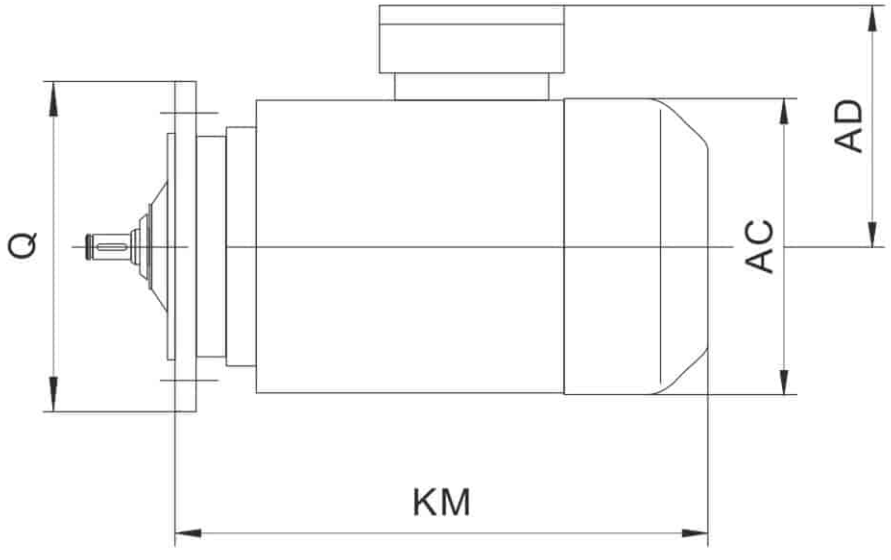

三相异步电动机型号	Q mm	KM mm	L1 mm	L2 mm	L3 mm	AD mm	AC mm
DN56	/	155	191	155	191	76	112
DN63	120	198	258	258	336	109	120
	160	192	252	252	330		
DN71	120	228	289	289	346	128	135
	160	221	282	282	339		
	200	214	275	275	332		
	250	209	270	270	327		
DN80	120	279	351	351	407	138	156
	160	272	344	344	400		
	200	265	337	337	393		
	250	260	332	332	388		
	300	256	328	328	384		
DN90S	120	291	369	369	418	149	175
	160	284	362	362	411		
	200	277	355	355	404		
	250	272	350	350	399		
	300	267	345	345	394		
	350	260	338	338	387		

三相异步电动机型号	Q mm	KM mm	L1 mm	L2 mm	L3 mm	AD mm	AC mm
DN90L	120	351	429	429	478	149	175
	160	344	422	422	471		
	200	337	415	415	464		
	250	332	410	410	459		
	300	327	405	405	454		
	350	320	398	398	447		
DN100	120	368	459	459	495	157	198
	160	359	450	450	486		
	200	352	443	443	479		
	250	347	438	438	474		
	300	342	433	433	469		
	350	336	427	427	463		
DN112	160	392	480	456	538	171	221
	200	383	471	447	529		
	250	378	466	442	524		
	300	373	461	437	519		
	350	367	455	431	513		
	400	360	448	424	506		







三相异步电动机型号	Q mm	KM mm	L1 mm	L2 mm	L3 mm	AD mm	AC mm
DN132S	160	442	530	506	588	171	221
	200	433	521	497	579		
	250	428	516	492	574		
	300	423	511	487	569		
	350	417	505	481	563		
	400	410	498	474	556		
DN132M/L	160	491	601	557	681	228	263
	200	480	590	546	670		
	250	474	584	540	664		
	300	470	580	536	660		
	350	461	571	527	651		
	400	456	566	522	646		
	450	448	558	514	638		
DN160M	200	583	700	700	790	251	314
	250	578	695	695	785		
	300	573	690	690	780		
	350	567	684	684	774		
	400	572	689	689	779		
	450	564	681	681	771		
	550	556	673	673	763		
DN160L	200	613	730	730	820	251	314
	250	608	725	725	815		
	300	603	720	720	810		
	350	597	714	714	804		
	400	602	719	719	809		
	450	594	711	711	801		
	550	586	703	703	793		
DN180M	250	624	734	664	769	280	355
	300	619	729	659	764		
	350	613	723	653	758		

三相异步电动机型号	Q mm	KM mm	L1 mm	L2 mm	L3 mm	AD mm	AC mm
DN180M	400	606	716	646	751	280	355
	450	598	708	638	743		
	550	590	700	630	735		
DN180L	250	672	782	712	817	280	355
	300	667	777	707	812		
	350	661	771	701	806		
	400	654	764	694	799		
	450	646	756	686	791		
	550	638	748	678	783		
DN200	300	680	804	728	826	305	397
	350	674	798	722	820		
	400	667	791	715	813		
	450	659	783	707	805		
	550	651	775	699	797		
DN225S	300	693	827	751	846	335	445
	350	687	821	745	840		
	400	680	814	738	833		
	450	672	806	730	825		
	550	664	798	722	817		
DN225M	300	718	852	776	871	335	445
	350	712	846	770	865		
	400	705	839	763	858		
	450	697	831	755	850		
	550	689	823	747	842		
DN250	400	793	948	883	1038	358	485
	450	785	940	875	1030		
	550	777	932	867	1022		
DN280S	400	863	1010	1031	1165	386	547
	450	855	1002	1023	1157		
	550	847	994	1015	1149		
DN280M	400	914	1061	1082	1216	386	547
	450	906	1053	1074	1208		
	550	898	1045	1066	1200		
DN315	660	1130	1286	1175	1331	530	635
DN355	550	1500	1850	2000	2350	655	710
	660	1500	1850	2000	2350		

注意：

L1表示电机增加制动器后的KM值。

L2表示电机为变频调速三相异步电动机时的KM值

L3表示电动机为变频调节三相电动机并附带制动器时的KM值

因空间限制对电机尺寸有要求时请咨询杰牌。

Notes:

L1 is the KM value for motor with brake.

L2 is the KM value for asynchronous motor with frequency.

L3 is the KM value for asynchronous motor with frequency and brake.

If you have any special requirements,please contact us.

8. JRTRF..和JRTR..F 齿轮减速电机法兰外形图
Flange contours of JRTRF and JRTR..F gear motors

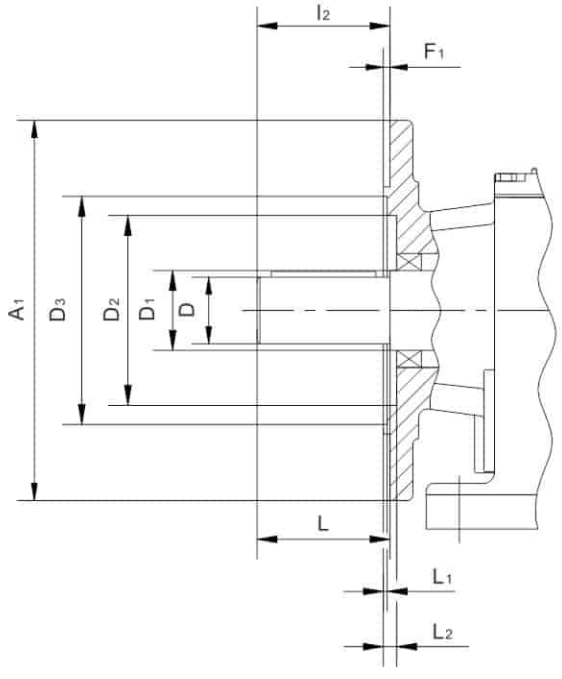

选择和安装输出零件时请注意L1和L2尺寸
Check dimensions L1 and L2 for selection and installation of output elements

减速机型号 Type	A1	D	D1	D2		D3	F1	l2	L	L1		L2
				RF	R..F					RF	R..F	
JRTRF19,JRTR19F	120	20	25	46	46	65	3	40	40	1	1	5
	140				-	78	3			1	-	5
JRTRF29,JRTR29F	120	25	30	54	54	66	3	50	50	1	1	6
	140				-	79	3			3	-	7
	160				-	92	3.5			3	-	7
JRTRF39,JRTR39F	120	25	35	60	63	70	3	50	50	5	4	7
	160				-	96	3.5			1	-	7.5
	200				-	119	3.5			1	-	7.5
JRTRF49,JRTR49F	140	30	35	72	64	82	3	60	60	4	1	6
	160				-	96	3.5			0.5	-	6.5
	200				-	116	3.5			0.5	-	6.5
JRTRF59,JRTR59F	160	35	40	76	75	96	3.5	70	70	4	2.5	5
	200				-	116	3.5			0	-	5
	250				-	160	4			0.5	-	5.5
JRTRF69,JRTR69F	200	35	50	90	90	118	3.5	70	70	2	4	7
	250				-	160	4			1	-	7.5
JRTRF79,JRTR79F	250	40	52	112	100	160	4	80	80	0.5	2.5	7
	300				-	210	4			0.5	-	7
JRTRF89,JRTR89F	300	50	62	123	122	210	4	100	100	0	1.5	8
	350				-	226	5			1	-	9
JRTRF99	350	60	72	136		236	5	120	120	0		9
	450					320						
JRTRF109	350	70	82	157		232	5	140	140	0		11
	450			186		316						
JRTRF139	450	90	108	180		316	5	170	170	0		10
	550					416						
JRTRF149	450	110	125	210		316	5	210	210	0		10
	550					416						
JRTRF169	550	120	145	290		416	5	210	210	1		10
	660					517	6			2		11







9. JRT 齿轮减速电机安装
JRT Gear motors mounting

安装JRT齿轮减速电机时一定要使用8.8级螺栓
Always use bolts quality 8.8 for mounting gear units and geared motors.

例外 Exception

当传递样本上所给定的额定扭矩时，下面几种法兰安装(JRTRF..)和地脚/法兰安装(JRTR...F)的齿轮减速电机,法兰和用户安装单元固定时一定要用10.9级的螺栓.

- JRTRF39和带 ϕ120mm法兰的JRTR39F
- JRTRF49和带 ϕ140mm法兰的JRTR49F
- JRTRF59和带 ϕ160mm法兰的JRTR59F

Bolts of quality 10.9 must be used for fastening the flange to the customer–supplied unit in order to transmit the rated torque specified in the catalog. These bolts must be used in case of the following flange–mounted helical geared motors(RF..) and foot/flange –mounted helical geared motors(R..F):

- JRTRF39, JRTR39F with flange ϕ 120mm
- JRTRF49, JRTR49F with flange ϕ 140mm
- JRTRF59, JRTR59F with flange ϕ 160mm

JRTKH169..,JRTKH189..的力矩臂
Torque arms for JRTKH169..,JRTKH189..

对于JRTKH169..和JRTKH189..锥齿轮–齿轮减速电机作为标准配置，一般不提供扭矩臂。如果需要,请和杰牌联系，我们将给出推荐的安装位置和尺寸图。
As standard,there are no torque arms available for gear unit sizes KH169.. and KH189.. Please contact JIE if you require torque arms for these gear units. We will submit The configuration of recommendations.

10. 润滑
Lubricants

概述 Greneral information

除非特别要求,杰牌所提供的JRT齿轮减速电机均按其减速机规格注了油，订货时，所规定的安装位置对注油量的多少是一个决定性因素。 对于安装位置的调节必须相应地调节注油量，(按274页注油量表)。

Un less there is a special requirement, JIE always supplies the drives that with lubricant fil specifically for the reducers and mounting position .When ordering a drive ,the decisive factor of lubricant fill qwantites is the drives mounting position .You must adapt the lubricant fill to any subsequent change made to the mounting position check P274 for the (Lubricant fill quantities)

杰牌推荐使用的润滑油见P273页润滑油表,其等级和粘度指标见下表
JIE commend the lubricant oil in P273 .The grade and conglutination index in the following.

润滑油的等级和粘度类型 Lubricating conglutination

DIN(ISO,SAE)标准润滑油 Normal lubricating	粘度指标 conglutination index	环境温度℃ Ambient temperature	减速机型号 Gear unit type
Mineral oil CLP(CC)	ISOVG220	-10— +40	JRTR系列、JRTF系列 JRTK系列减速机
	ISOVG680	0— +40	JRTS系列减速机
Synthetic fluid,CLP PG	ISOVG460	-20 ~ 40	JRTW系列减速机

特殊应用场合必须使用特殊润滑油，比如要求长使用寿命润滑油。若需要可提供用于食品行业的生物降解润滑油。

The special lubricate oil.must be used in special situation. For example requesting use the oil with long life-span. If you want ,we can afford the biology decompose oil for food industry.

DIN(ISO,SAE)标准润滑油 Normal lubricanting oil	粘度指标 conglutination index	环境温度℃ Ambient temperature	减速机型号 Gear unit type
Mineral oil CLP(CC)	ISOVG100	-20—+25	JRTR系列、JRTF系列 JRTK系列减速机
Synthetic fluid, CLP PG	ISOVG220	-25—+80	JRTR系列、JRTF系列 JRTK系列减速机
Synthetic fluid ,CLP HC	ISOVG460	-30—+80	JRTS系列减速机

耐磨轴承用润滑脂 Anti-friction bearing greases

下列润滑脂用于减速机和电机的耐磨轴承润滑

DIN(ISO)标准润滑剂 Normal lubricating lipin	环境温度℃ Ambient temperature	减速机类型 Gear unit type
矿物轴承润滑脂K32N/K2K mineral bearing lubricating lipin K32N/K2K	-30—+60	正常型式：减速机、三相异步电动机 Normal type: motor reducer
合成轴承润滑脂KHC 2R-40 synthetic bearing lubricating lipin KHC 2R-40	-40—+80	减速机加注合成润滑油 Reducers need to inject the synthetic lubricant
矿物轴承润滑脂K3N-30 mineral bearing lubricating lipin K3N-30	-25—+80	特殊型式：按应用场合确定的三相异步电动机 Special type: select the motor in different situation.
合成轴承润滑脂K2S-50 synthetic bearing lubricating lipin K2S-50	-45—-25	特殊型式：按应用场合确定的三相异步电动机 Special type: select the motor in different situation.



润滑油表Lubricant table

减速机型号 Gear unit type	环境温度 Ambient temperature -50℃ 0℃ +50℃ +100℃	ISO粘度	TOTAL 道达尔	Mobil	Shell	bp	长城	KunLun 昆仑
JRTR,JRTF,JRTK	0℃ 40℃	VG220	TOTAL CARTER EP220	MOBILGEAR 630	SHELL OMALA 220	ENERGOL GR-XP220	CKD220	CKD220
	-10℃ 40℃	VG220	TOTAL CARTER EP220	MOBILGEAR 630	SHELL OMALA 220	ENERGOL GR-XP220		
	-40℃ 40℃	VG220	TOTAL CARTER SH220	MOBIL SHC220	SHELL OMALA HD 220	ENERSYN HTX220		
	-10℃ 80℃	VG320	TOTAL CARTER SH320	MOBIL SHC320	SHELL OMALA HD320	ENERGOL HTX320		
JRTS	0℃ 40℃	VG680	TOTAL CARTER VP/CS 680	MOBILGEAR XMP680				
	-10℃ 40℃	VG460	TOTAL CARTER VP/CS 460	MOBILGEAR XMP460				
	-40℃ 40℃	VG220	TOTAL CARTER SY220	MOBIL GLYGOYLE HE220	SHELL TIVELA WB	ENERSYN SG-XP220		
	-10℃ 80℃	VG680	TOTAL CARTER SY680	MOBIL SHC680	SHELL TIVELA SD	ENERSYN SG-XP680		
JRTW	-20℃ 40℃	VG460		Mobil Glygoyle 460				

注：以上表格中上色部分为合成油产品，空白为该品牌无此系列产品。

Notes: In the above table, the color part is synthetic products and the blank one means no this series products.

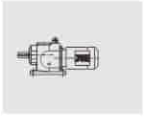
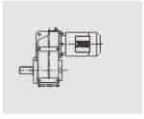

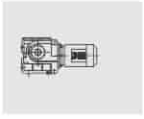


加油量 Lubricant fill quantities

规定的注油量是参考值。精确的注油量随着减速机的级数和速比的不同而变化。注油时,最有效是检查油位塞,因为它指示精确注油量。

The specified fill quantities are recommended values .The precise values vary depending on the number of stages and gear ratio .When filling,it is essential to check the oil level plug since i indicates the precise oil capacity .

齿轮减速电机(JRTR..) Helical gear units(JRTR..)

下表按安装位置M1-M6,给出了注油量的参考值。

The following tables show referenced values for lubricant fill quantities in relation to the Mounting position M1~M6.

减速机型号 Gear unit type	Referenced 注油量(升) Fill quantity(L) M1[1)]	M2[1)]	M3	M4	M5	M6
JRTR09/R09F	0.12			0.20		
JRTR19/R19F	0.25	0.6	0.35	0.6	0.35	0.35
JRTR29/R29F	0.25/0.4	0.7	0.4	0.7	0.4	0.4
JRTR39/R39F	0.3/1	0.9	1	1.1	0.8	1
JRTR49/R49F	0.7/1.5	1.6	1.5	1.7	1.5	1.5
JRTR59/R59F	0.8/1.7	1.9	1.7	2.1	1.7	1.7
JRTR69/R69F	1.1/2.3	2.6/3.5	2.8	3.2	1.8	2
JRTR79/R79F	1.2/3	3.8/4.3	3.6	4.3	2.5	3.4
JRTR89/R89F	2.3/6	6.7/8.4	7.2	7.7	6.3	6.5
JRTR99	4.6/9.8	11.7/14	11.7	13.4	11.3	11.7
JRTR109	6/13.7	16.3	16.9	19.2	13.2	15.9
JRTR139	10/25	28	29.5	31.5	25	25
JRTR149	15.4/40	46.5	48	52	39.5	41
JRTR169	27/70	82	78	88	66	69
JRTR179	36/92	120	108	128	88	92
JRTR189	80	185	160	260	135	138

减速机型号 Gear unit type	注油量(升) Fill quantity(L) M1[1)]	M2[1)]	M3	M4	M5	M6
JRTRF09	0.12			0.20		
JRTRF19	0.25	0.6	0.35	0.6	0.35	0.35
JRTRF29	0.25/0.4	0.7	0.4	0.7	0.4	0.4
JRTRF39	0.4/1	0.9	1	1.1	0.8	1
JRTRF49	0.7/1.5	1.6	1.5	1.7	1.5	1.5
JRTRF59	0.8/1.7	1.8	1.7	2.0	1.7	1.7
JRTRF69	1.2/2.5	2.7/3.6	2.7	3.1	1.9	2.1
JRTRF79	1.2/2.6	3.8/4.1	3.3	4.1	2.4	3
JRTRF89	2.4/6	6.8/7.9	7.1	7.7	6.3	6.4
JRTRF99	5.1/10.2	11.9/14	11.2	14	11.2	11.8
JRTRF109	6.3/14.9	15.9	17	19.2	13.1	15.9
JRTRF139	9.5/25	27	29	32.5	25	25
JRTRF149	16.4/42	47	48	52	42	42
JRTRF169	26/70	82	78	88	65	71
JRTRF179	36/92	120	108	128	88	92

1)多级减速机中较大的减速机须注较多的油量。

The output end gear unit of multi-stage gear units must be filled with the larger oil volume.

减速机型号 Gear unit type	注油量(升) Fill quantity(L) M1	M2	M3	M4	M5	M6
JRTRX59	0.6	0.8	1.3	1.3	0.9	0.9
JRTRX69	0.8	0.8	1.7	1.9	1.1	1.1
JRTRX79	1.1	1.5	2.6	2.7	1.6	1.6
JRTRX89	1.7	2.5	4.8	4.8	2.9	2.9
JRTRX99	2.1	3.4	7.4	7	4.8	4.8
JRTRX109	3.9	5.6	11.6	11.9	7.7	7.7

减速机型号 Gear unit type	注油量(升) Fill quantity(L) M1	M2	M3	M4	M5	M6
JRTRXF59	0.5	0.8	1.1	1.1	0.7	0.7
JRTRXF69	0.7	0.8	1.5	1.7	1	1
JRTRXF79	0.9	1.5	2.4	2.5	1.6	1.6
JRTRXF89	1.6	2.5	4.9	4.7	2.9	2.9
JRTRXF99	2.1	3.6	7.1	7	4.8	4.8
JRTRXF109	3.1	5.9	11.2	10.5	7.2	7.2

注：JRTR179、JRTR189注油量具体咨询杰牌

Exact oil quantity of JRTR179&JRTR189, please consult JIE.







平行轴-齿轮减速电机(JRTF..)
Parallel shaft helical gear units.(JRTF..)

JRTF..,JRTFA..B,JRTFH..B,JRTFV..B

减速机型号 Gear unit type	注油量(升) Fill quantity(L)					
	M1	M2	M3	M4	M5	M6
JRTF29	0.60	0.80	0.65	0.70	0.60	0.60
JRTF39	1	1.2	0.7	1.2	1	1.1
JRTF49	1.5	1.8	1.1	1.9	1.5	1.7
JRTF59	2.6	3.7	2.1	3.5	2.8	2.9
JRTF69	2.7	3.8	1.9	3.8	2.9	3.2
JRTF79	5	7.3	4.3	8	6	6.3
JRTF89	10	13.0	7.7	13.8	10.8	11
JRTF99	18.5	22.5	12.6	25.2	18.5	20
JRTF109	24.5	32	19.5	37.5	27	27
JRTF129	40.5	55	34	61	46.5	47
JRTF159	69	104	63	105	86	78

JRTFF..

减速机型号 Gear unit type	注油量(升) Fill quantity(L)					
	M1	M2	M3	M4	M5	M6
JRTFF29	0.60	0.80	0.65	0.70	0.60	0.60
JRTFF39	1	1.2	0.7	1.3	1	1.1
JRTFF49	1.6	1.9	1.1	1.9	1.5	1.7
JRTFF59	2.8	3.8	2.1	3.7	2.9	3
JRTFF69	2.7	3.8	1.9	3.8	2.9	3.2
JRTFF79	5.1	7.3	4.3	8.1	6	6.3
JRTFF89	10.3	13.2	7.8	14.1	11	11.2
JRTFF99	19	22.5	12.6	25.5	18.9	20.5
JRTFF109	25.5	32	19.5	38.5	27.5	28
JRTFF129	41.5	56	34	63	46.5	49
JRTFF159	72	105	64	106	87	79

JRTFA..,JRTFH..,JRTFV..,JRTFAF..,JRTFHF..,JRTFVF..,JRTFAZ..,JRTFHZ..,JRTFVZ..

减速机型号 Gear unit type	注油量(升) Fill quantity(L)					
	M1	M2	M3	M4	M5	M6
JRTF..29	0.60	0.80	0.65	0.70	0.60	0.60
JRTF..39	1	1.2	0.7	1.2	1	1.1
JRTF..49	1.5	1.8	1.1	1.9	1.5	1.7
JRTF..59	2.7	3.2	2.1	3.6	2.9	3
JRTF..69	2.7	3.8	1.9	3.8	2.9	3.2
JRTF..79	5	7.3	4.3	8	6	6.3
JRTF..89	11	13.0	7.7	13.8	10.8	11
JRTF..99	18.5	22.5	12.6	25.0	18.5	20
JRTF..109	24.5	32	19.5	37.5	27	27
JRTF..129	39	55	34	61	45	46.5
JRTF..159	68	103	62	104	85	77

注：JRTF169 注油量具体咨询杰牌

Exact oil quantity of JRTF169, please consult JIE.

锥齿轮–齿轮减速电机(JRTK..)
Helical–bevel Gear unit (JRTK..)

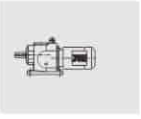
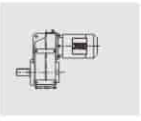
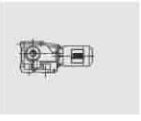



JRTK.,JRTKA..B,JRTKH..B,JRTKV..B

减速机型号 Gear unit type	注油量(升) Fill quantity(L)					
	M1	M2	M3	M4	M5	M6
JRTK..39	0.5	1	1	1.3	1	1
JRTK..49	0.8	1.3	1.5	2	1.6	1.6
JRTK..59	1.2	2.3	2.5	3	2.6	2.4
JRTK..69	1.1	2.4	2.6	3.4	2.6	2.6
JRTK..79	2.2	4.1	4.4	5.2	4.2	4.4
JRTK..89	3.7	8	8.7	10.4	7.8	8
JRTK..99	7	14	15.7	20	15.7	15.5
JRTK..109	10	21	25.5	33.5	24	24
JRTK..129	21	41.5	44	51	40	41
JRTK..159	31	62	65	90	58	62
JRTK..169	35	100	100	125	85	85
JRTK..189	60	170	170	205	130	130

JRTKF..

减速机型号 Gear unit type	注油量(升) Fill quantity(L)					
	M1	M2	M3	M4	M5	M6
JRTKF39	0.5	1.1	1.1	1.5	1	1
JRTKF49	0.8	1.3	1.7	2.2	1.6	1.6
JRTKF59	1.3	2.3	2.7	3	2.9	2.7
JRTKF69	1.1	2.4	2.8	3.6	2.7	2.7
JRTKF79	2.1	4.1	4.4	6	4.5	4.5
JRTKF89	3.7	8.2	9	11.9	8.4	8.4
JRTKF99	7	14.7	17.3	21.5	15.7	16.5
JRTKF109	10	22	26	35	25	25
JRTKF129	21	41.5	46	55	41	41
JRTKF159	31	66	69	92	62	62

JRTKA..,JRTKH..,JRTKV..,JRTKAF..,JRTKHF..,JRTKVF..,JRTKAZ..,JRTKHZ..,JRTKVZ..

减速机型号 Gear unit type	注油量(升) Fill quantity(L)					
	M1	M2	M3	M4	M5	M6
JRTK..39	0.5	1	1	1.4	1	1
JRTK..49	0.8	1.3	1.6	2.1	1.6	1.6
JRTK..59	1.3	2.3	2.7	3	2.9	2.7
JRTK..69	1.3	2.4	2.7	3.6	2.6	2.6
JRTK..79	2.1	4.1	4.6	6	4.4	4.4
JRTK..89	3.7	8.2	8.8	11.1	8	8
JRTK..99	7	14.7	15.7	20	15.7	15.7
JRTK..109	10	20.5	24	32	24	24
JRTK..129	21	41.5	43	51	40	40
JRTK..159	31	66	67	87	62	62
JRTK..169	35	100	100	125	85	85
JRTK..189	60	170	170	205	130	130







蜗杆副–齿轮减速电机(JRTS..)
Helical-worm Gear units.(JRTS..)

JRTS..

减速机型号 Gear unit type	注油量(升) Fill quantity(L) M1	M2	M3[1)]	M4	M5	M6
JRTS39	0.25	0.4	0.5	0.6	0.4	0.4
JRTS49	0.35	0.8	0.7	1.1	0.8	0.8
JRTS59	0.5	1.2	1	1.5	1.3	1.3
JRTS69	1	2.0	2.2/3.1	3.2	2.6	2.6
JRTS79	1.9	4.2	3.7/5.4	6	4.4	4.4
JRTS89	3.3	8.1	6.9/10.4	12	8.4	8.4
JRTS99	6.8	15	13.4/18	22.5	17	17

1)多级减速机中较大的减速机须注较多的油量。

The output end gear unit of multi-stage gear units must be filled with the larger oil volume.

JRTSF..

减速机型号 Gear unit type	注油量(升) Fill quantity(L) M1	M2	M3[1)]	M4	M5	M6
JRTSF39	0.25	0.4	0.5	0.6	0.4	0.4
JRTSF49	0.4	0.9	0.9	1.2	1.0	1
JRTSF59	0.5	1.2	1	1.6	1.4	1.4
JRTSF69	1	2.2	2.3/3	3.2	2.7	2.7
JRTSF79	1.9	4.1	3.9/5.8	6.5	4.9	4.9
JRTSF89	3.8	8	7.1/10.1	12	9.1	9.1
JRTSF99	7.4	15	13.8/18.8	23.6	18	18

1)多级减速机中较大的减速机须注较多的油量。

The output end gear unit of multi-stage gear units must be filled with the larger oil volume.

JRTSA..,JRTSH..,JRTSAF..,JRTSHF..,JRTSAZ..,JRTSHZ..

减速机型号 Gear unit type	注油量(升) Fill quantity(L) M1	M2	M3[1)]	M4	M5	M6
JRTS..39	0.25	0.4	0.5	0.6	0.4	0.4
JRTS..49	0.4	0.8	0.7	1.1	0.8	0.8
JRTS..59	0.5	1.1	1	1.6	1.2	1.2
JRTS..69	1	2	1.8/2.6	2.9	2.5	2.5
JRTS..79	1.8	3.9	3.6/5	5.9	4.5	4.5
JRTS..89	3.8	7.4	6/8.7	11.2	8	8
JRTS..99	7	14	11.4/16	21	15.7	15.7

1)多级减速机中较大的减速机须注较多的油量。

The output end gear unit of multi-stage gear units must be filled with the larger oil volume.

蜗杆–面齿轮减速电机(JRTW..)
worm face gearmotor(JRTW..)

减速机型号 Gear unit type	注油量(升) Fill quantity(L) M1	M2	M3[1)]	M4	M5	M6
JRTW..10	**0.16**					
JRTW..20	**0.24**					
JRTW..30	**0.40**					

十二. 安装与位置注意事项
Installation and Mounting Precaution

1. 安装位置概述
Mounting Position designation

安装位置说明:杰牌减速电机有M1. . M6共6种安装位置。
JIE differentiates between six mounting position M1-M6 for geared motors.
下面的图表说明了减速机安装位置M1. . M6的空间排列。
The following shows the spatial arrangement of the gear units in mounting positions M1-M6.

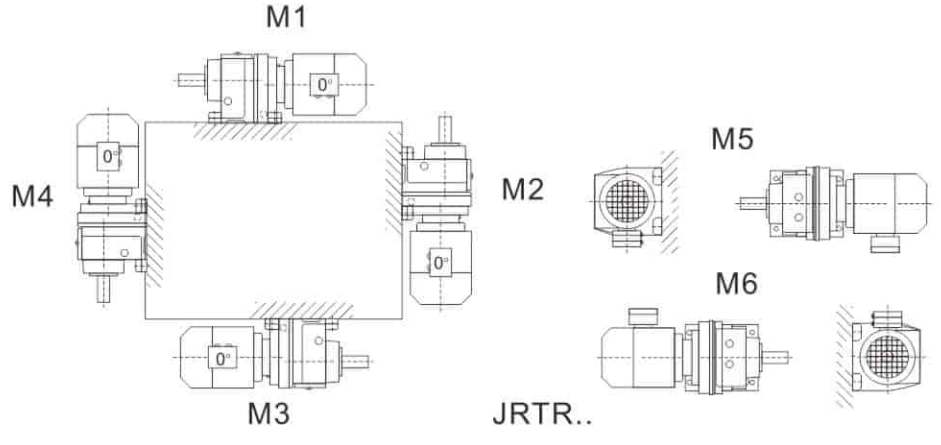

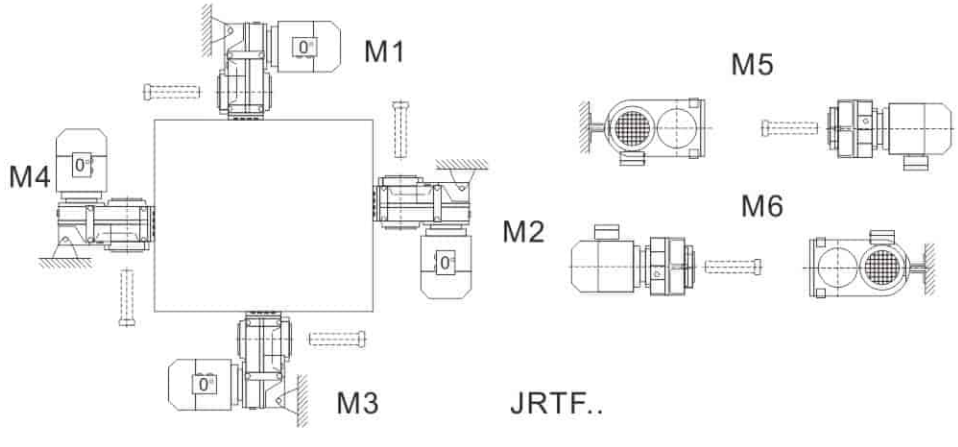

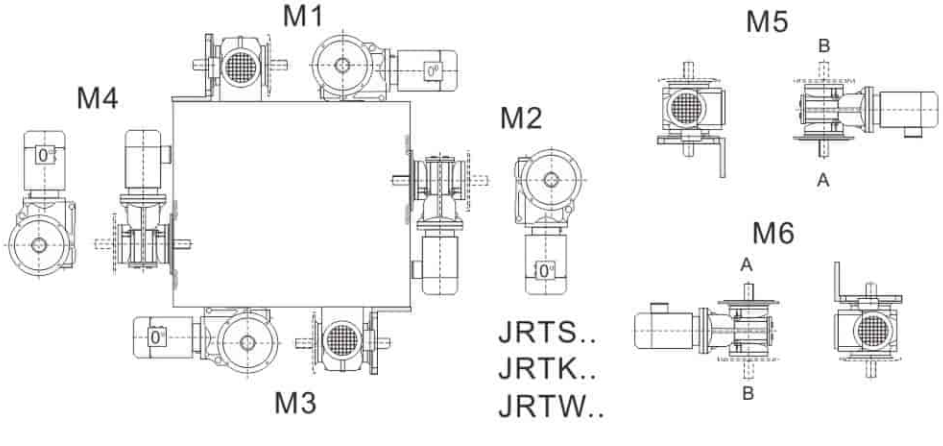







重要的定货信息
Important indention information

除了安装位置以外,下面定货资料也是必需的,以便精确描述所要求的齿轮减速电机外形。
Except the mounting position ,the indention informations for depicting the figure of gear

电机接线盒位置
Unit exactly are necessary.

电机接线盒上出线口位置
Position of the motor terminal box

对直交轴齿轮减速机：输出方向
For the right-angle shaft reducers: output shaft connection.

对直交轴型带收缩盘轴装式齿轮减速机:连接端带或不带法兰
For the right-angle shaft reducers with shrink-disk: with or without flange.

带逆止器的齿轮减速电机:设备的旋转方向
For the drive with a backstop: the Direction of rotation.

电机接线盒和出线嘴位置
Position of the motor terminal box and cable entry

电机接线盒从电机风扇罩看(如图),位置分别表示为0°,90°,180°或270°
出线嘴的位置也可以进行选择(如图),分别表示为 “Normal”，“1”，“2” 或 “3”
Possible positions of the terminal box are 0°,90°,180°or 270° as viewed onto the fan guard
=B-side
In addition,the position of the cable entry can be selected.The possibilities are "X"(=normal position),"1","2" or "3"

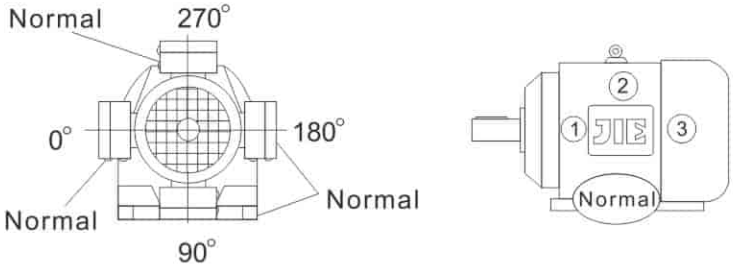

图：接线盒与出线嘴的位置
Fig:Position of the terminal box and cable entry

对于接线盒,除非给出了详细信息,否则接线盒按0°,出线嘴按 “Normal” 供货。
我们建议安装位置在M3时,应选择出线嘴位置为 “2” 。



注意：
Unless other information is given regarding the terminal box,the 0° type with "X" cable entry will be supplied .We recommend selecting cable entry "2" with mounting position M3.

对于JRTR19 DN71.齿轮减速电机;接线盒位置不能标为90°
DN71..BE接线盒位置为90°时,出线嘴位置不能标为 “2” 。
The terminal box cannot be positioned at 90° on the JRTR19DN71..geared motor.
Cable entry "2" is not possible with the DN71..BE motor with terminal box position 90°

带逆止器齿轮减速电机的旋转方向
Direction of rotation of the drive with a backstop

若减速电机带逆止器,规定出齿轮减速电机的旋转方向是很必需的。按下列标识：
从输出轴看;顺时针(CW)为向右旋转逆时针(CCW)为向左旋转
If the drive has a RS backstop,it is necessary to stipulate the direction of drive rotation.
The following definition applies:
Looking onto the output shaft:Clockwise(CW) =Rotating to the right
Counterclockwise(CCW) =Rotating to the left

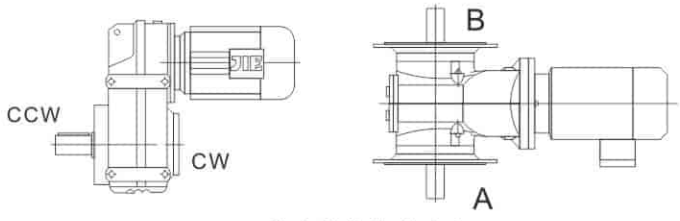

图：输出轴的旋转方向
Fig: Direction of rotation of the output shaft

对于直交轴型式齿轮减速电机,规定出给定的旋转方向是从A端看还是从B端看的,这是非常必要的。
In right-angle gear units ,it is necessary to indicate if the direction of rotation is given where be looked from the A or B end.

输出轴的位置 Position of the output shaft

对于直交轴型齿轮减速机,规定出出轴方向是必需的.:A或B,还是A+B(见图)
In right–angle gear units ,it is necessary to indicate the position of the output shaft and output flange:A or B or A+B

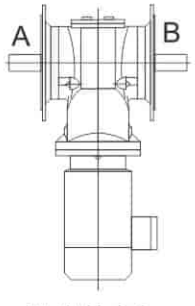

图:出轴方向
Fig.:Position of the output shaft

带锁紧盘的轴装直交轴齿轮减速机
Position of the connection end in right-angle gear units with shrink disk

对于轴装式带锁紧盘的直交轴型式齿轮减速电机,规定出A端还是B端为连接端并且连接端是否有法兰是必要的。在图中，A端是连接端，锁紧盘在连接端对面.

In shaft mounted right-angle gear units with shrink disk ,it is necessary to indicate whether the A or B end is the connection end .In Fig.20 the A end and is the connection end .The shrink disk is located opposite the connection end.

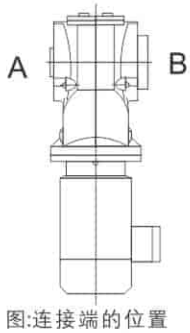

图:连接端的位置
Fig.:Position of the connection end



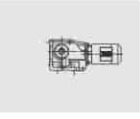



定购实例
Sample orders

对于JRTK169/JRTK189来讲，安装置为M5和M6时，连接端只能是在底部连接。
Connection end at bottom only is possible with K169/K189 helical-beveal gear units in mounting positions M5 and M6.

类型 Type	安装位置 Mounting position	连接端 Shaft with	锁紧盘位置 Position of Shrink disk	法兰 Flange	接线位置 Position of terminal box	出线嘴位置 Position of cable entry	旋转 方向 ration direction	出轴方向 Out put shaft direction
JRTKF49DN71M4	M5	A	-	B	0°	“Normal”	CW	A
JRTSF99DN180M4	M2	A+B	-	A+B	180°	“2”	-	A+B
JRTKH109DN160L4	M1	-	B	-	270°	“3”	-	-

所有符号的含义
Symbols used

下表列出,在安装位置上的符号及其含义
The following table shows the symbols used in the mounting position sheets and what they mean:

符号 Symbol	含义 Meaning
	通气器 Breather valve
	油标 Oil level plug
	放油螺塞 Oil drain plug
	进线位置 In line plug

溅油功能失常
Churning losses

*

在组合安装方式的减速机中，“*”发生溅油功能失常的机会较高。下列情况下，请你与JIE联系。
In creased churning losses may arise in some mounting positions , please contact JIE in case of the following combinations.

安装位置 Mounting position	齿轮减速机型号 Gear unit type	齿轮减速机规格 Gear unit size	输入速度(r/min) Input speed
M2,M4	JRTR	99-109	>2500
		>109	>1500
M2,M3,M4,M5,M6	JRTF	99-109	>2500
		>109	>1500
	JRTK	79-109	>2500
		>109	>1500
	JRTS	79-99	>2500

润滑油检查和维护的周期
Oil Inspection and maintenance intervals

维护周期 Frequency	操作方式 What to do
首次运行300小时 After 300 hours initial operating	箱体清洗干净后换油 cleanning house,then change oil
每6个月或工作3000小时 Every 3000 machine hours, at least every 6 mouths	检查油 Check oil and oil level
取决于运行条件 检查周期不得长于3年 Depending on the operating conditions every 3 years at the latest	更换矿物油 Change mineral oil
	更新耐磨轴承润滑脂 Replace anti-friction bearing greaseReplace oil seal
取决于运行条件 检查周期不得长于5年 Depending on the operating conditions every 5 years at the latest	更换合成油 Change synthetic oil
	更新耐磨轴承润滑脂 Replace anti-friction bearing grease Replace oil seal
JRTR19/29系列免维护 JRTR19/29 and JRTF27 are have lubrication for life and are therefore maintenance-free	

2. 齿轮减速电机安装位置
Mounting position of Helical gear units

JRTR09-JRTR189

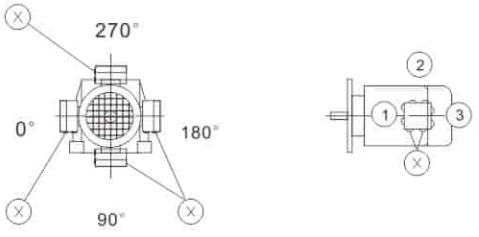

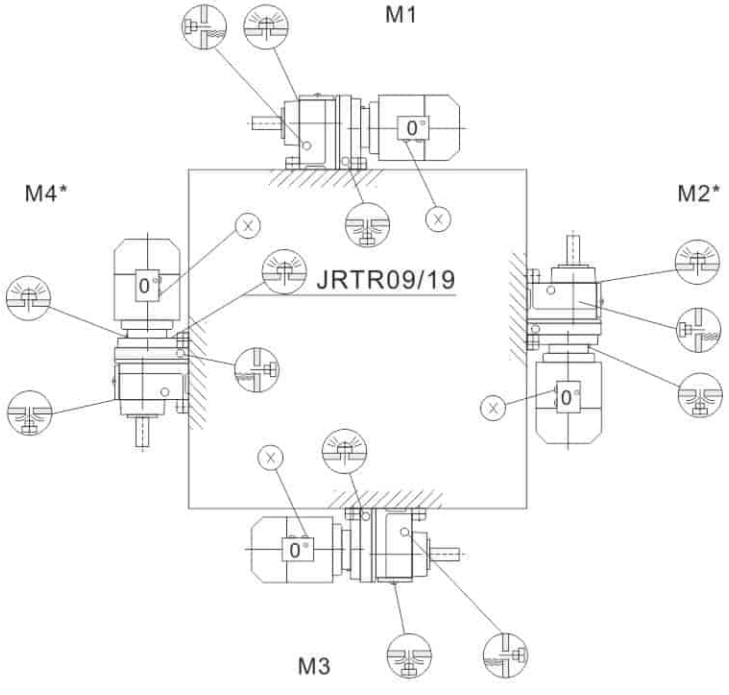

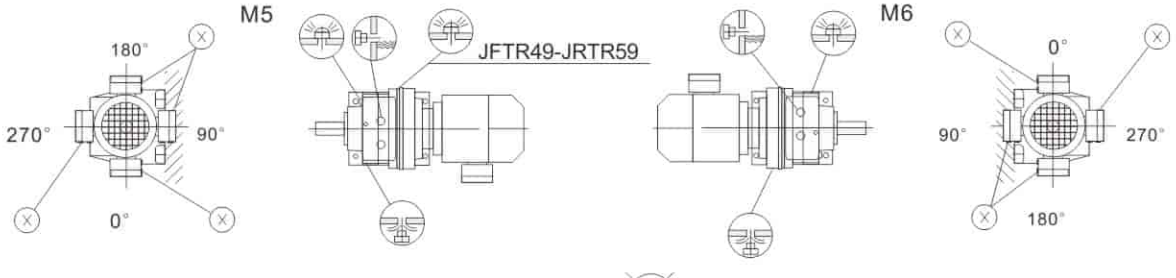

JRTR09	M1,M2,M3,M5,M6
JRTR19，JRTR29	M1,M3,M5,M6
JRTR49，JRTR59	M5
JRTR09，JRTR19，JRTR29	

JRTRF09-JRTRF179

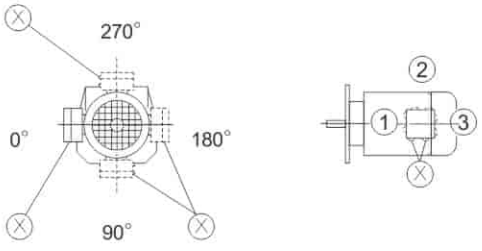

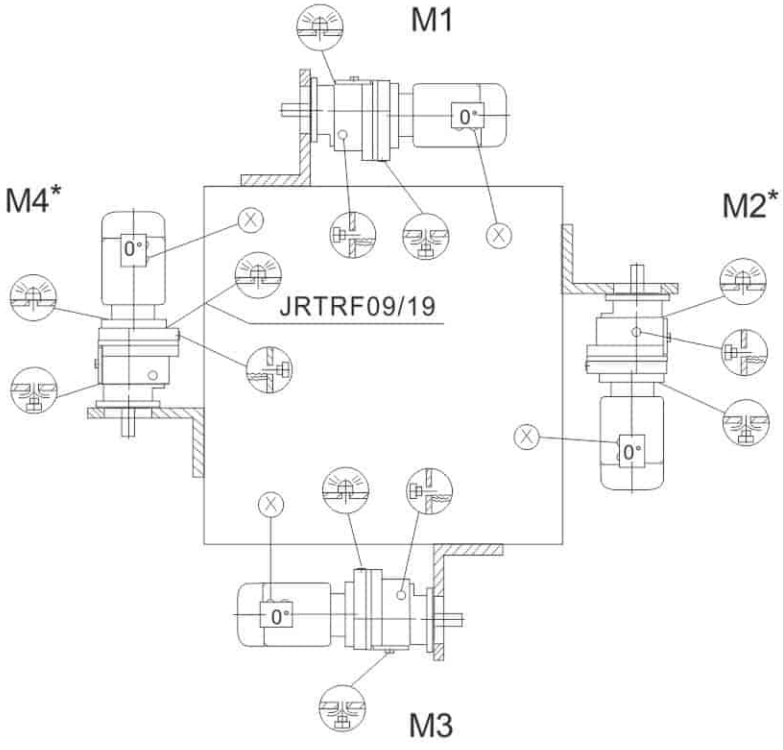

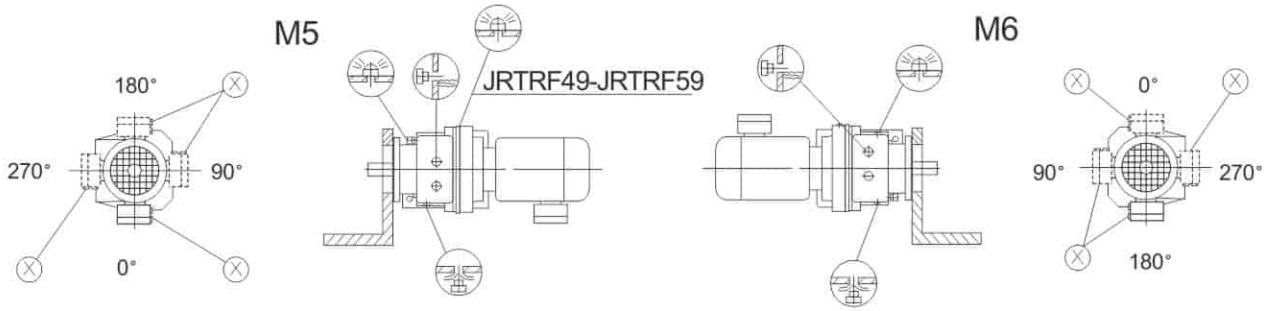

JRTRF09		M1,M2,M3,M5,M6
JRTRF19, JRTRF29		M1,M3,M5,M6
JRTRF49, JRTRF59		M5
JRTRF09,JRTRF19, JRTRF29	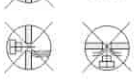	

JRTR09F～JRTR89F

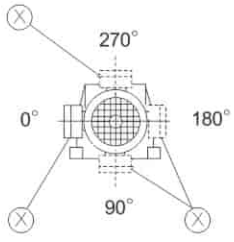

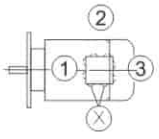

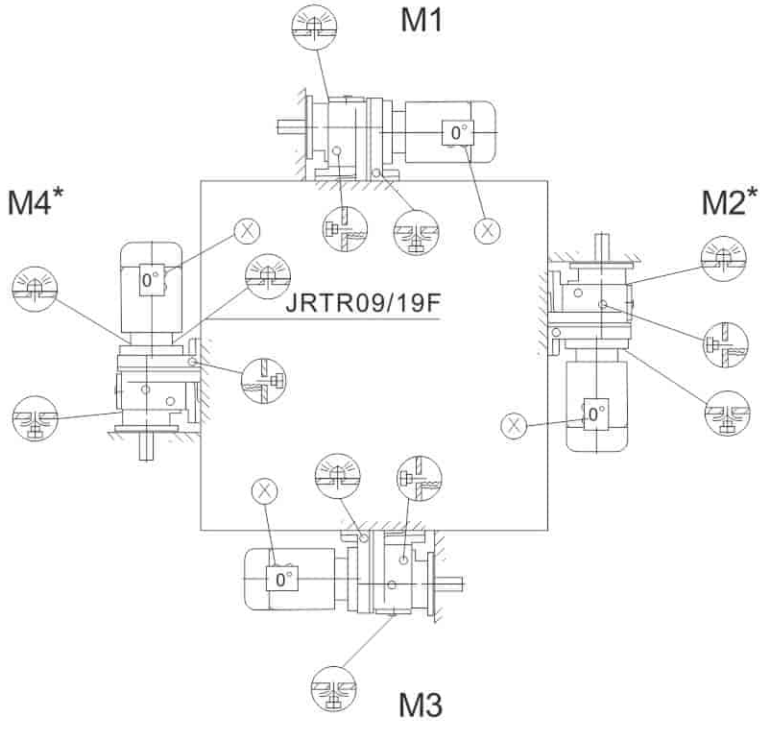

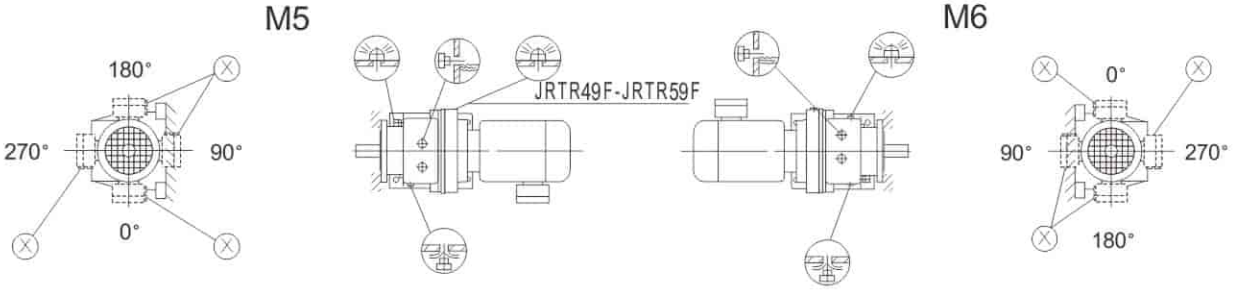

JRTR09F		M1,M2,M3,M5,M6
JRTR19F, JRTR29F		M1,M3,M5,M6
JRTR49F, JRTR59F		M5
JRTR09F, JRTR19F, JRTR29F	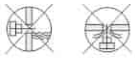	

JRTRX59~JRTRX109

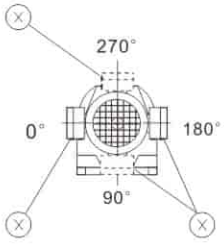

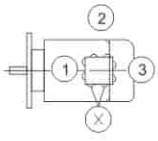

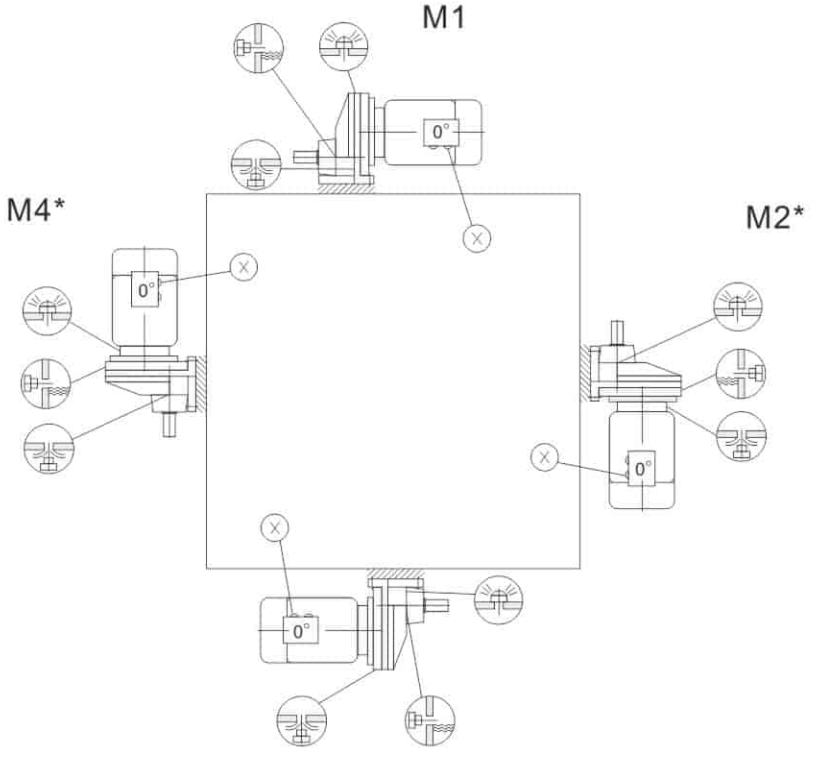

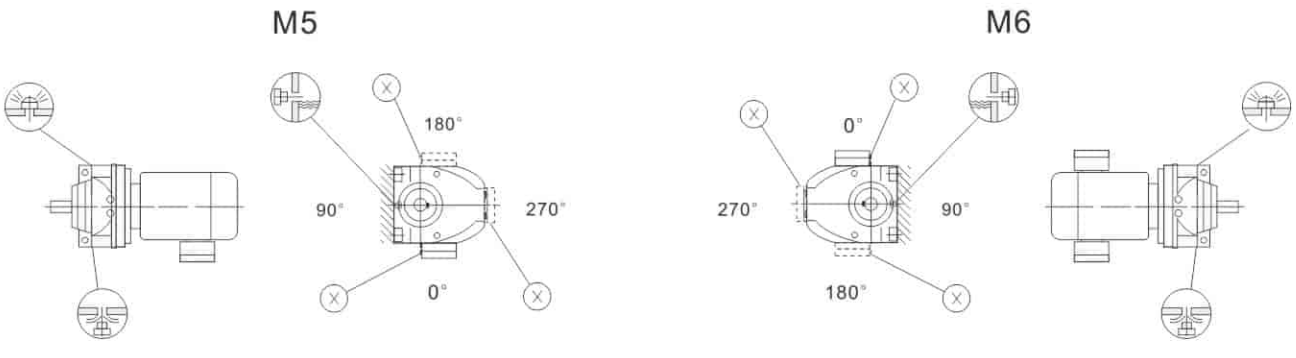

JRTRXF59~JRTRXF109

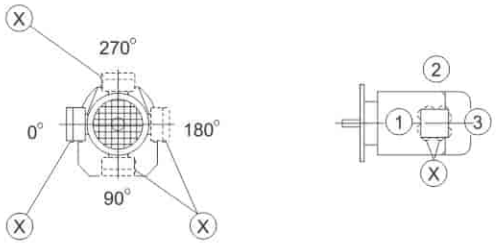

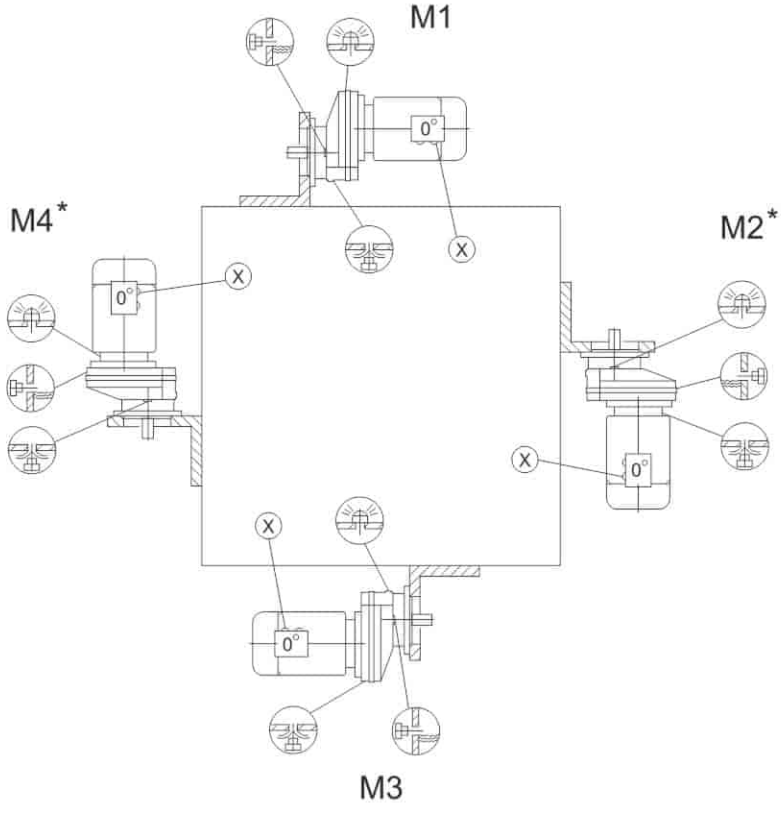

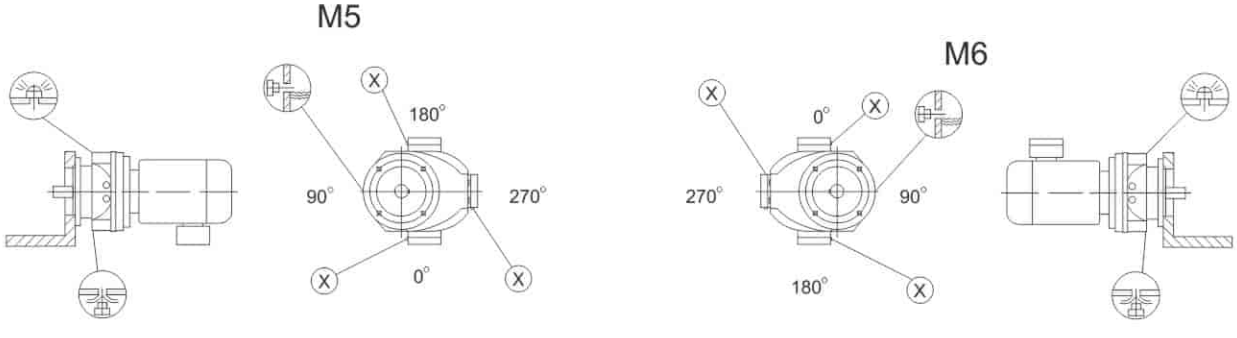

3. 平行轴-齿轮减速电机安装位置
Mounting positions of parallel shaft helical Gear unit

JRTF/FA..B/FH29B-169B,JRTFV29B-109B

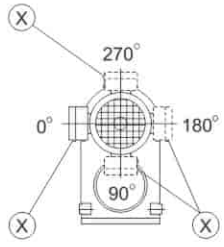

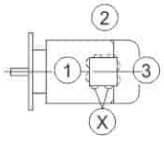

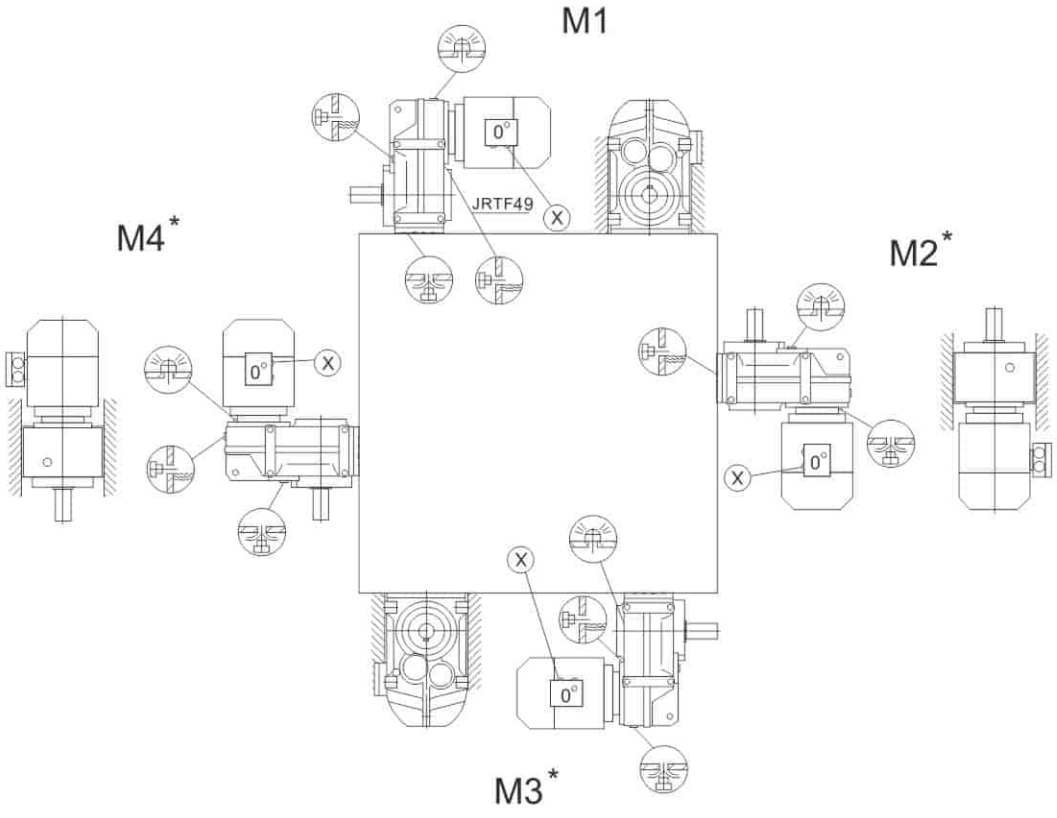

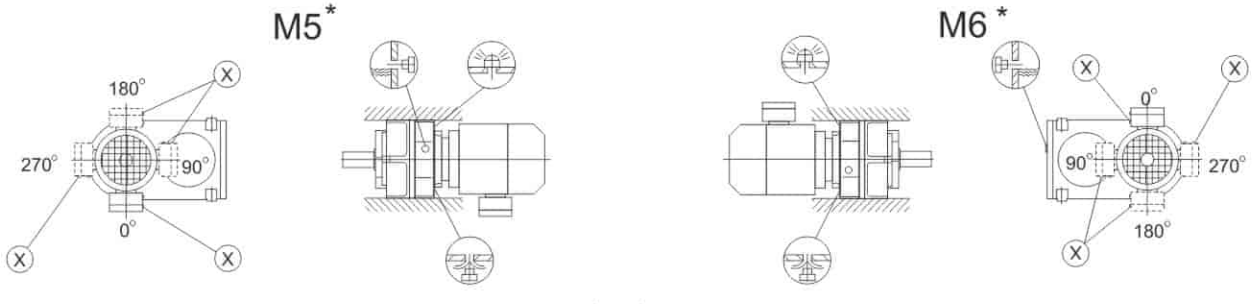

JRTF..29		M1,M3,M5,M6
JRTF..29		M1-M6
JRTF..29		M1,M3,M5,M6

JRTFF/FAF/FHF/FAZ/FHZ29-169,JRTFVF/FVZ29-109

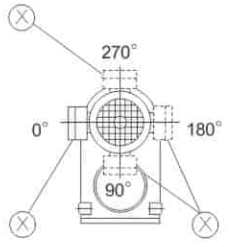

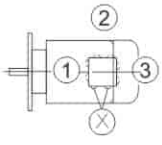

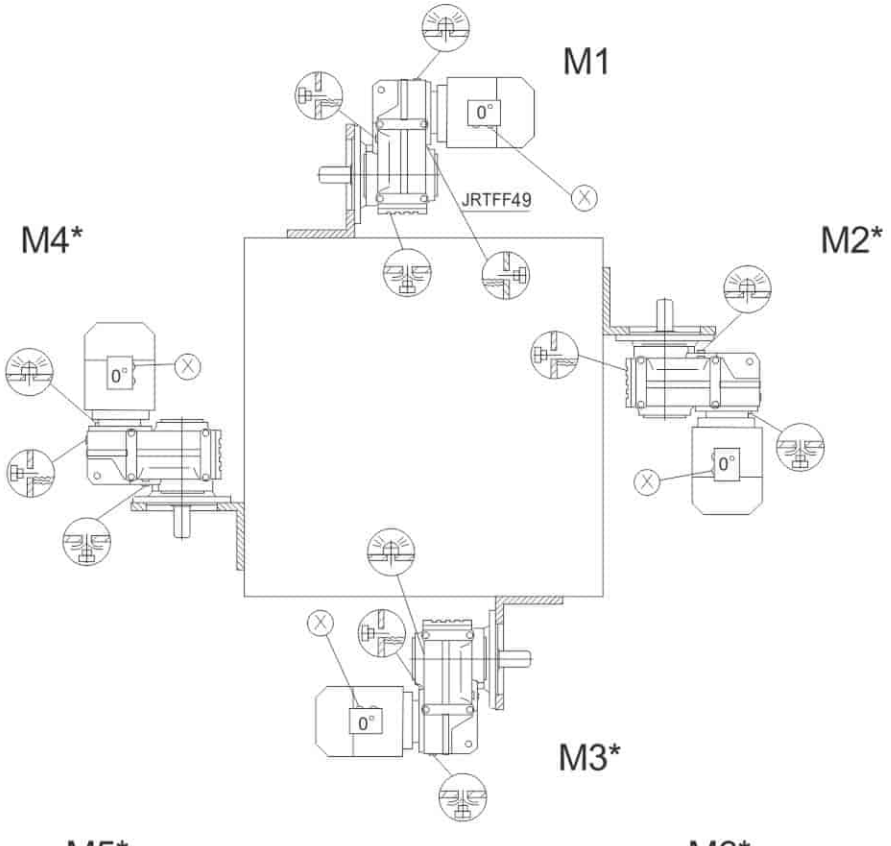

M5*

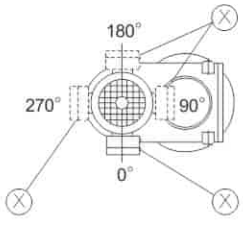

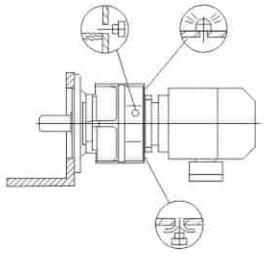

M6*

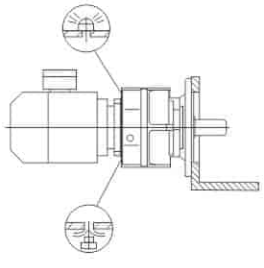

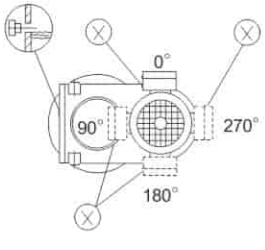

JRTF..29		M1,M3,M5,M6
JRTF..29		M1-M6
JRTF..29		M1,M3,M5,M6

JRTFA/FH29B/G-159B/G,JRTFV29B/G-109B/G

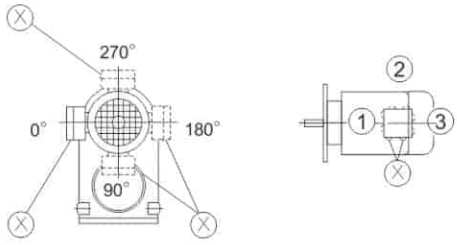

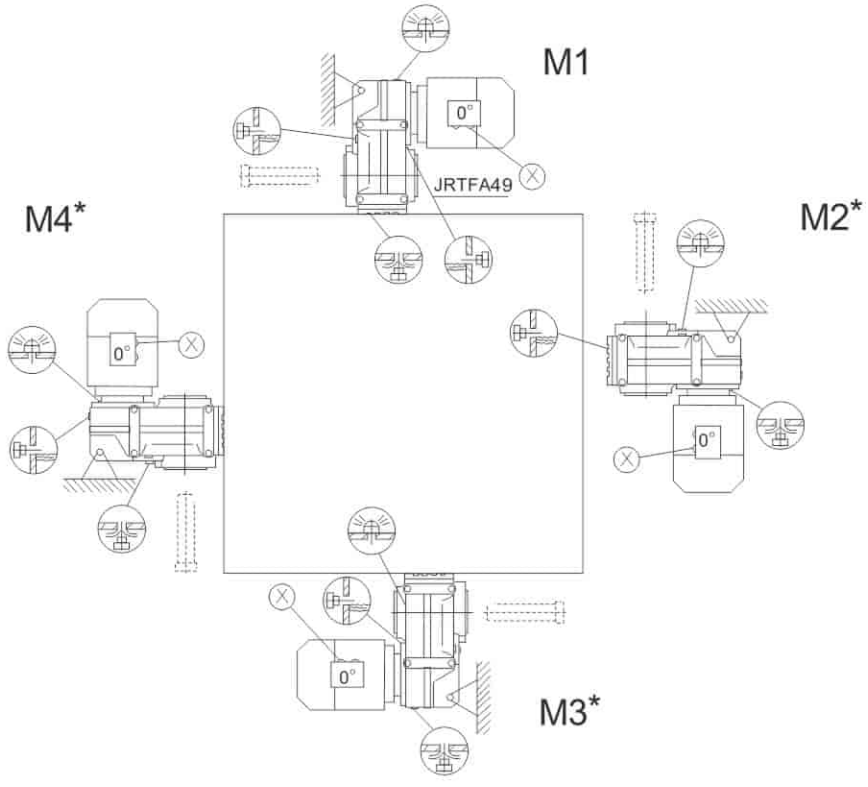

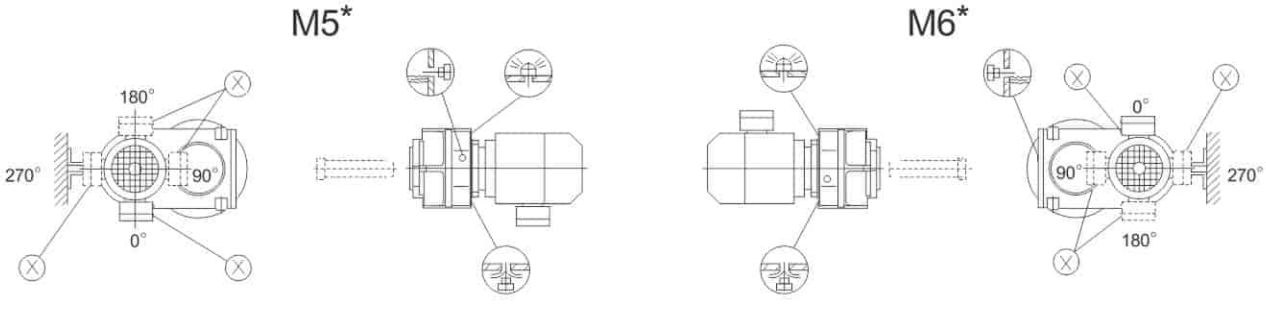

JRTF..29		M1,M3,M5,M6
JRTF..29		M1-M6
JRTF..29		M1,M3,M5,M6

4. 锥齿轮-齿轮减速电机安装位置
Mounting position of helical-bevel Gear units

JRTK/KA..B/KH49B-159B,JRTKV49B-109B

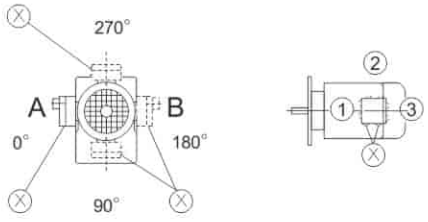

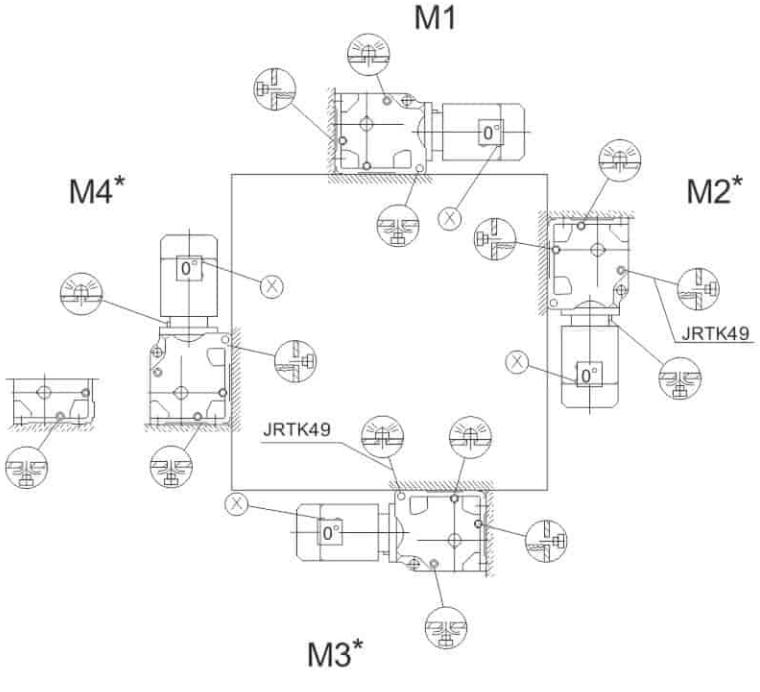

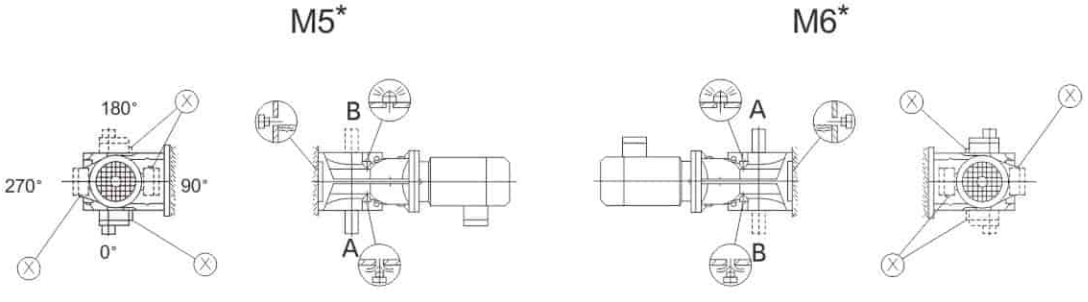

JRTK169-189,JRTKH169B-189B

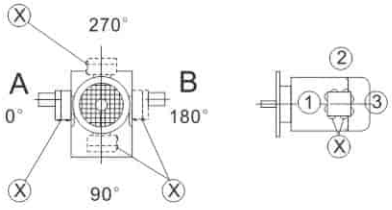

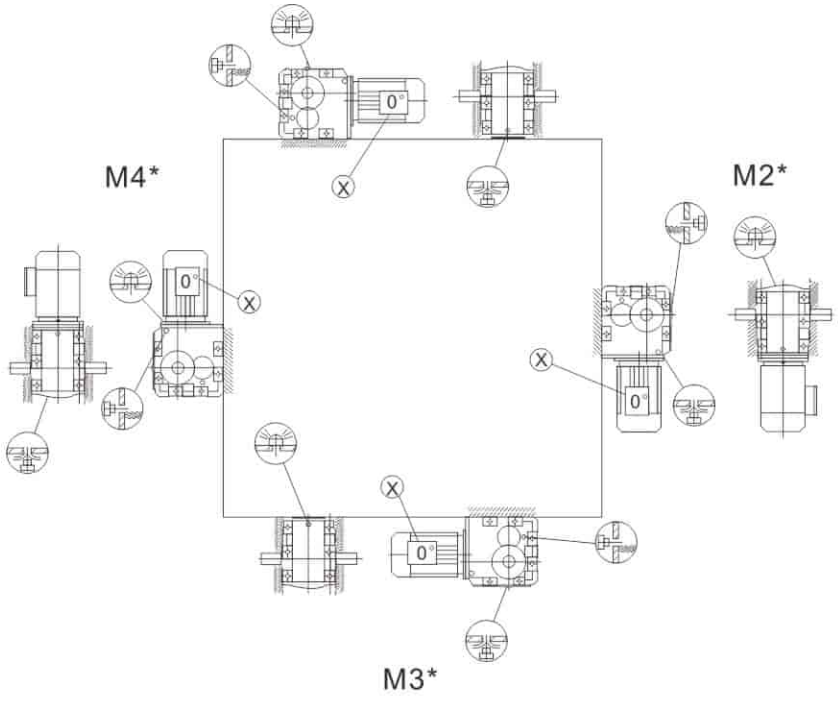

M5*

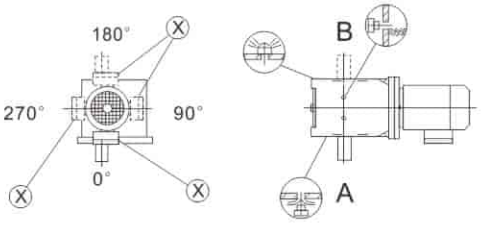

M6*

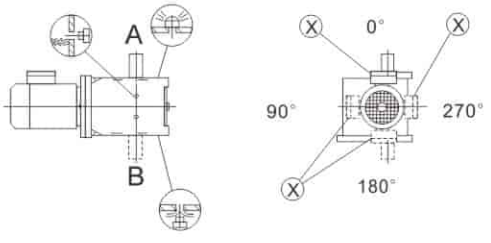

JRTKF/KAF/KAZ/KHZ39-159,JRTKVF/KVZ39-109

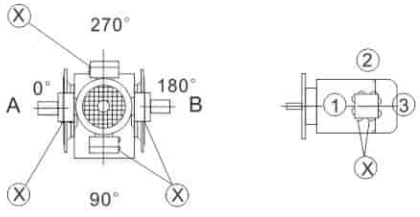

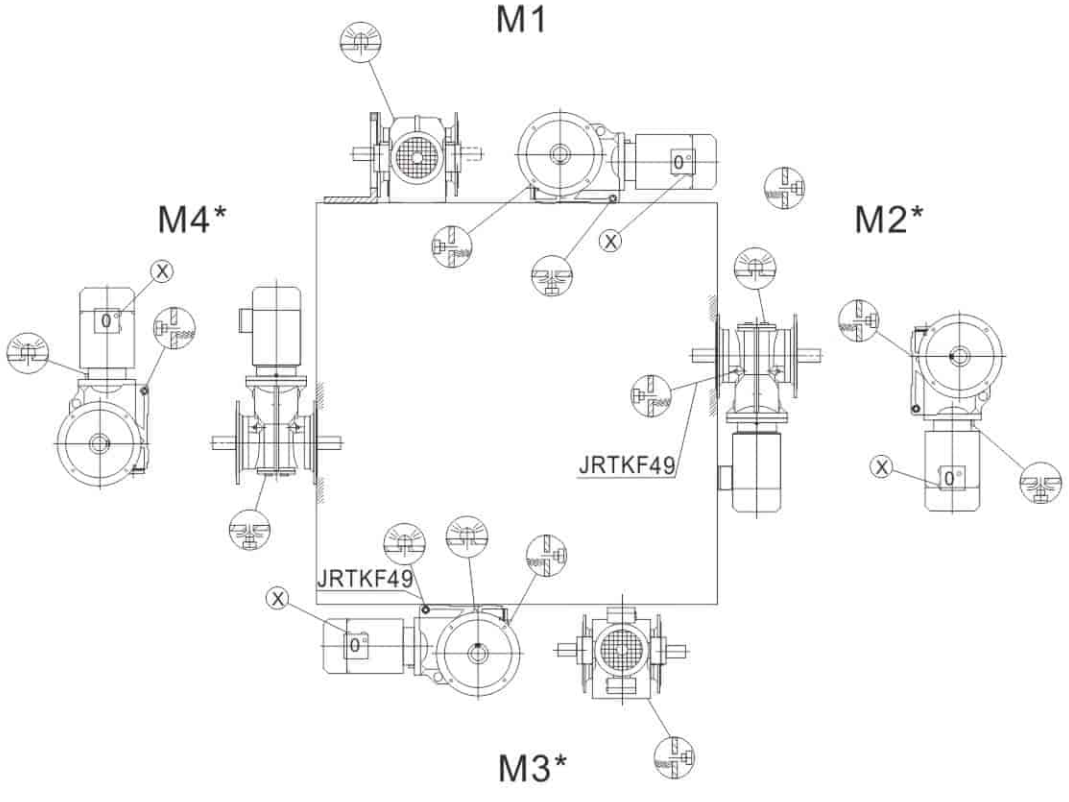

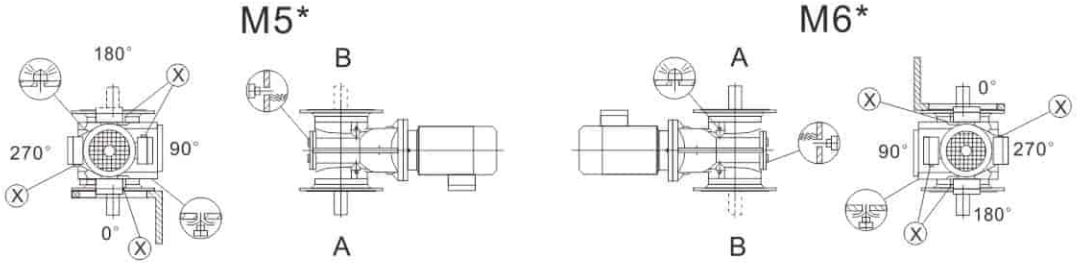

JRTKA/KH39-159,JRTKV39-109

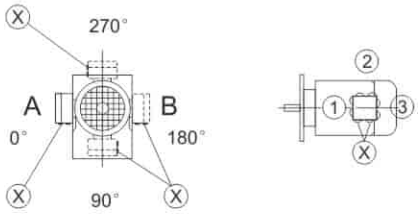

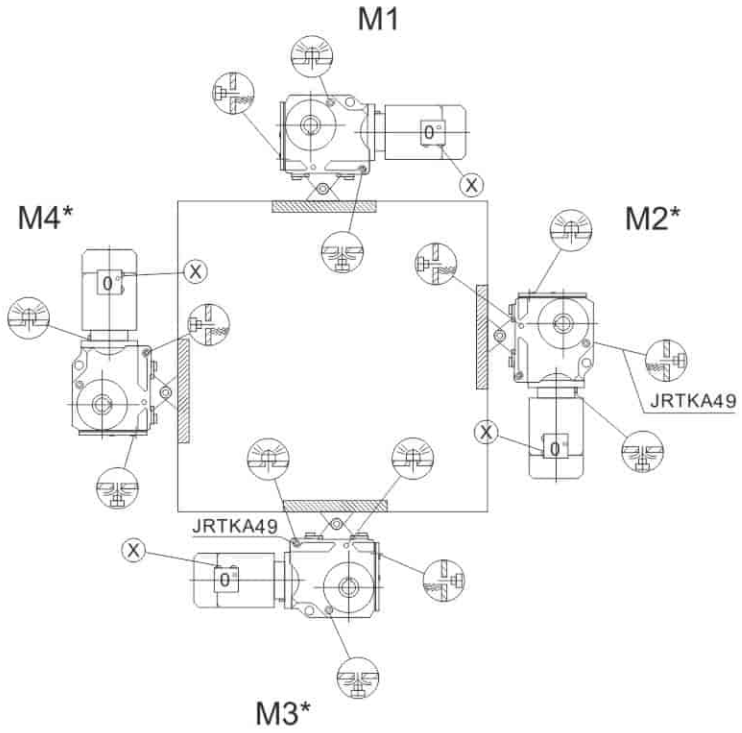

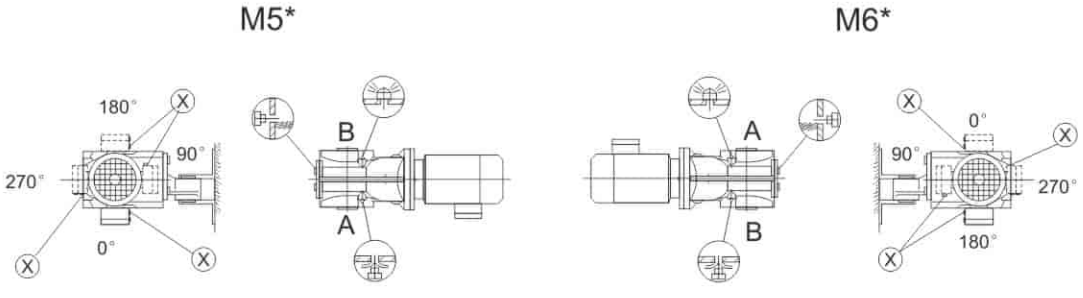

JRTKH169-189

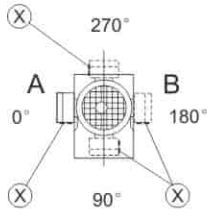

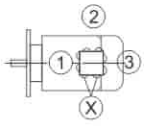

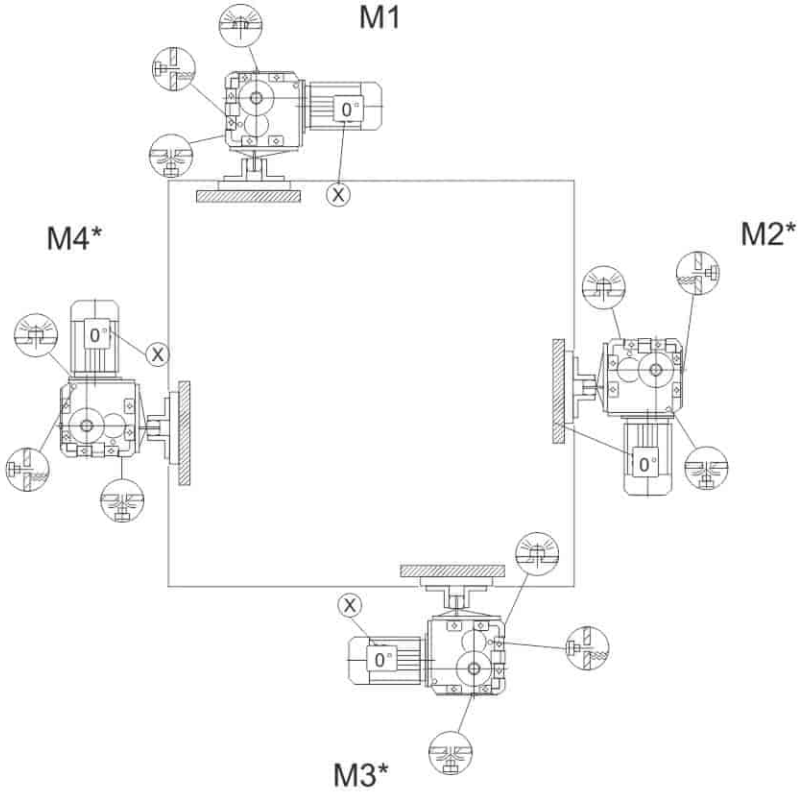

M5*

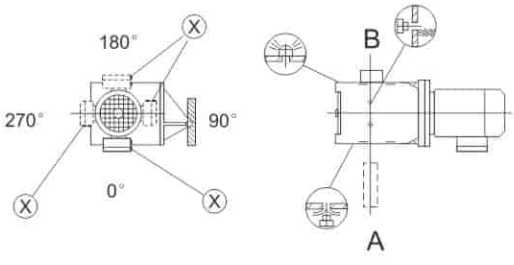

M6*

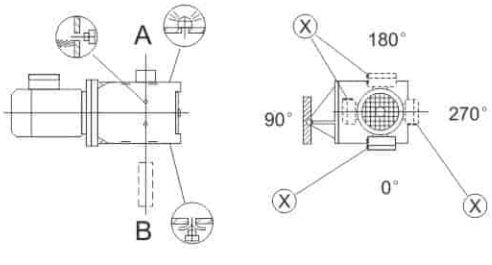

5. 蜗杆副-齿轮减速电机安装位置
Mounting position of Helical-Worm Gear motor

JRTS39

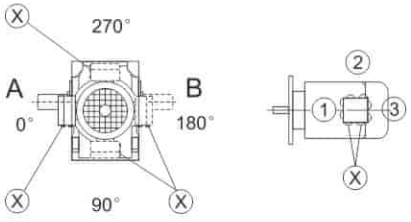

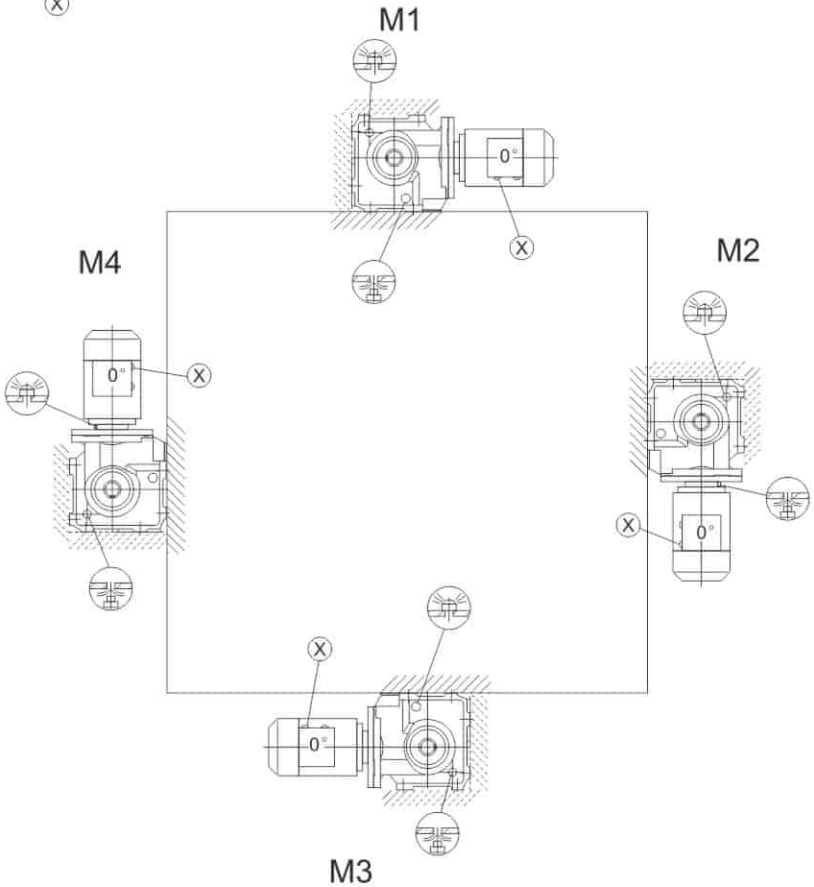

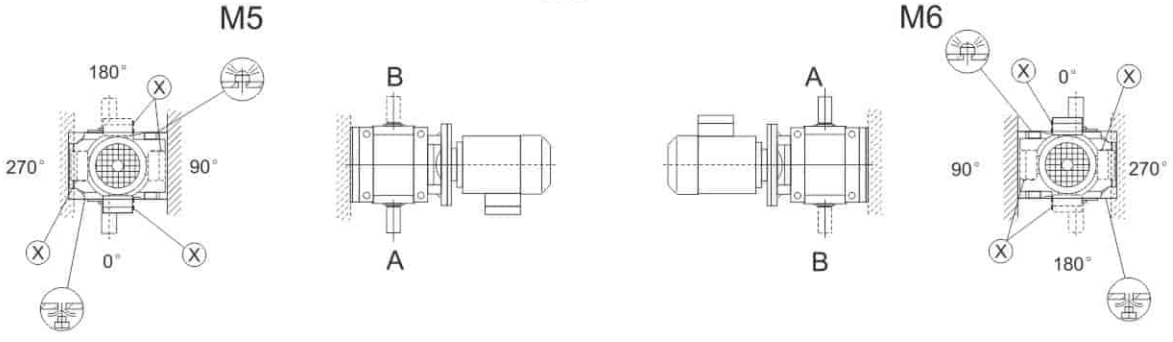

JRTS49~JRTS99

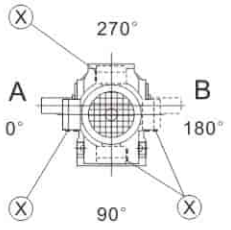

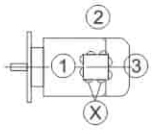

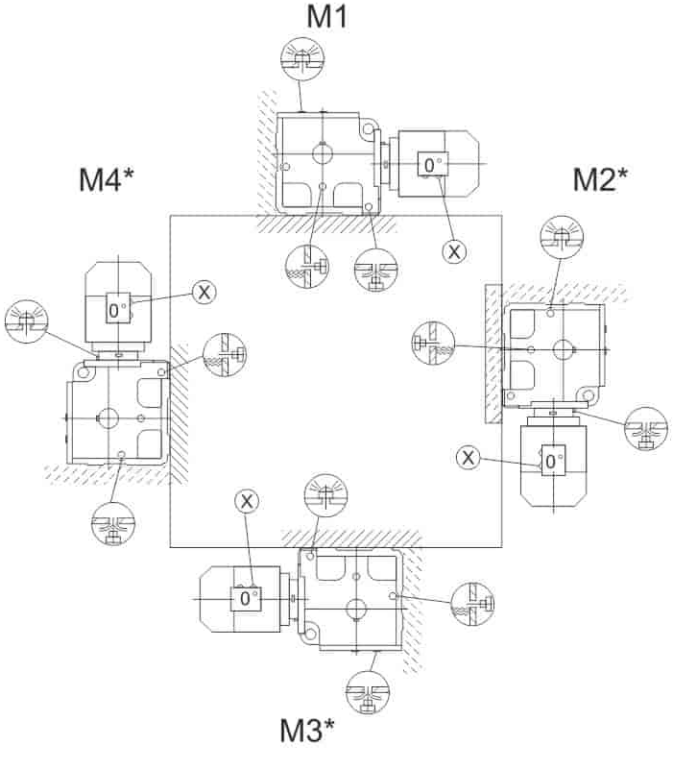

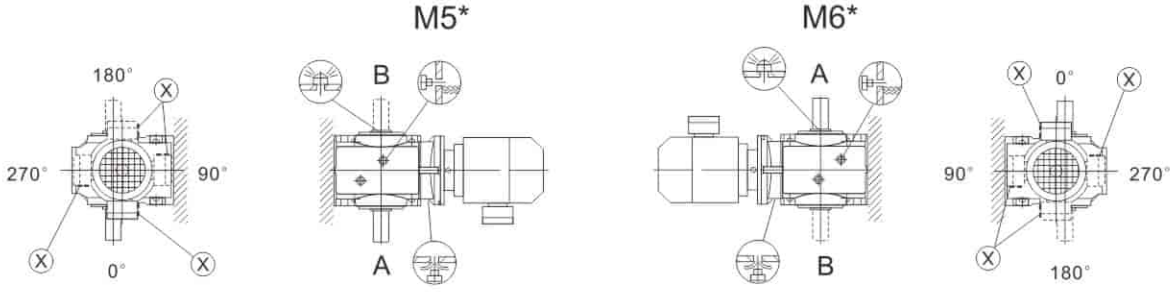

JRTSF/SAF/SHF39

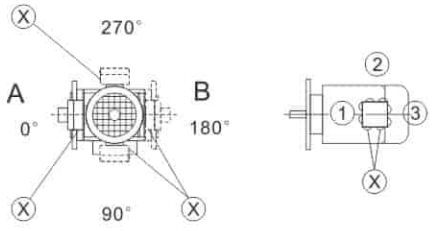

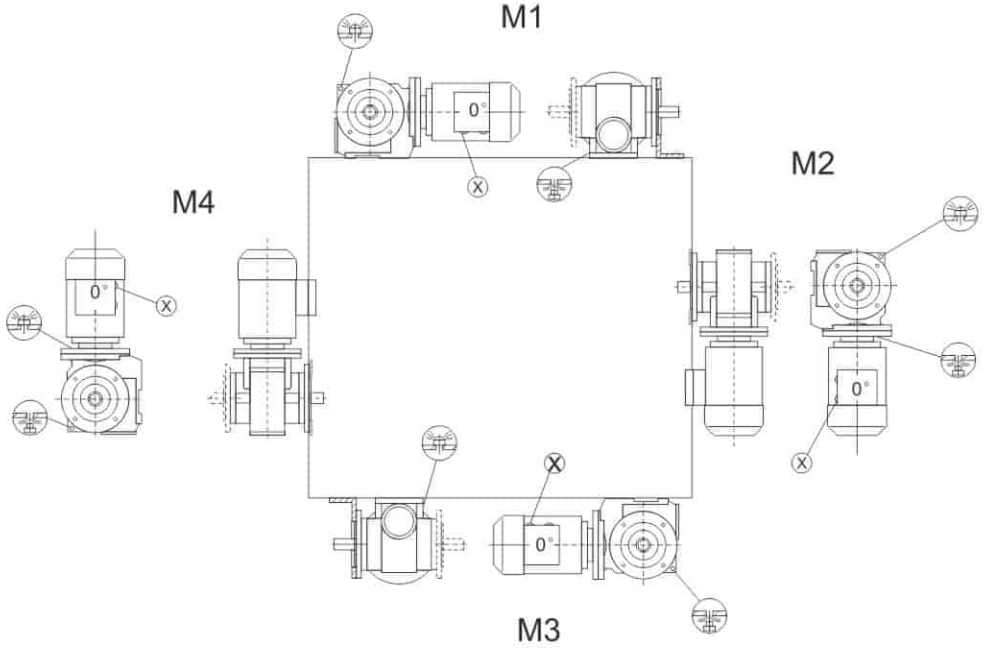

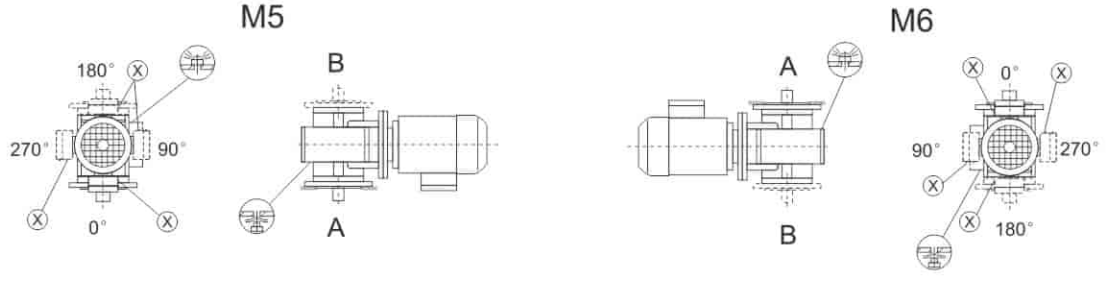

JRTSF/SAF/SHF/SAZ/SHZ49..-99..

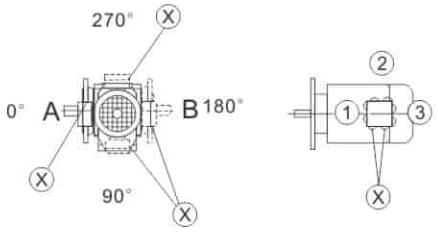

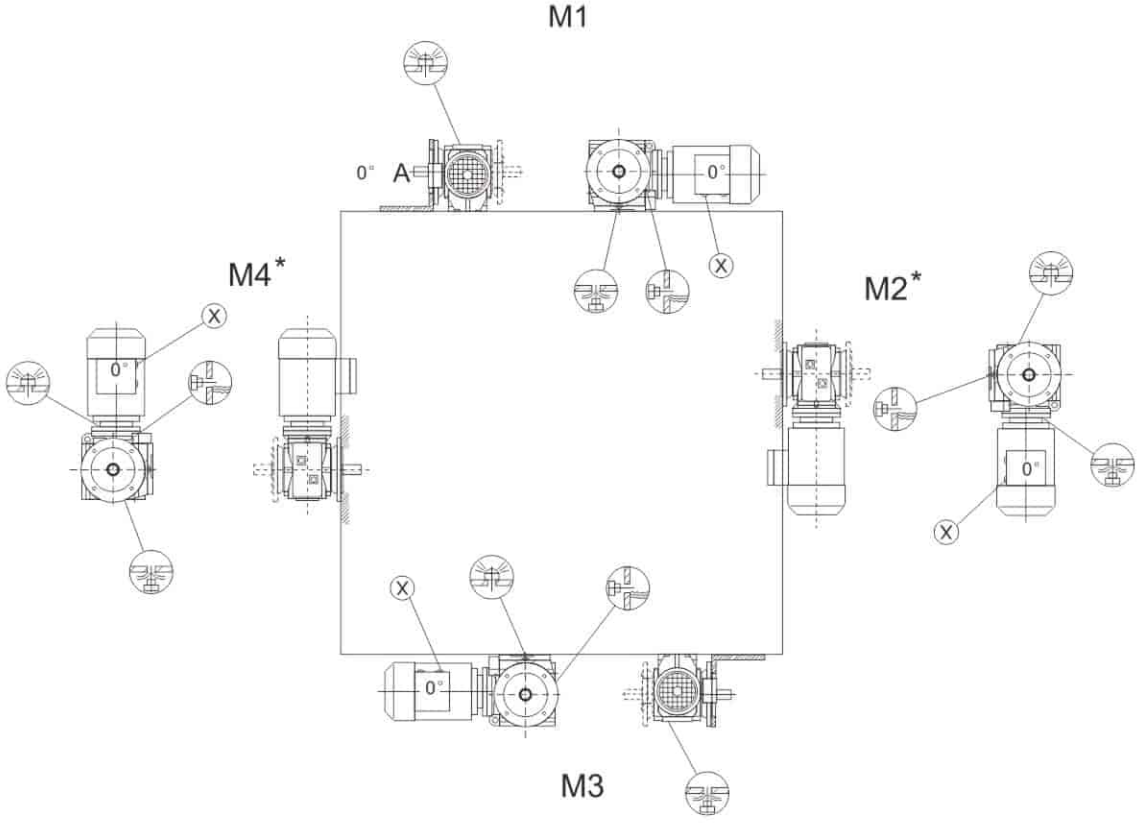

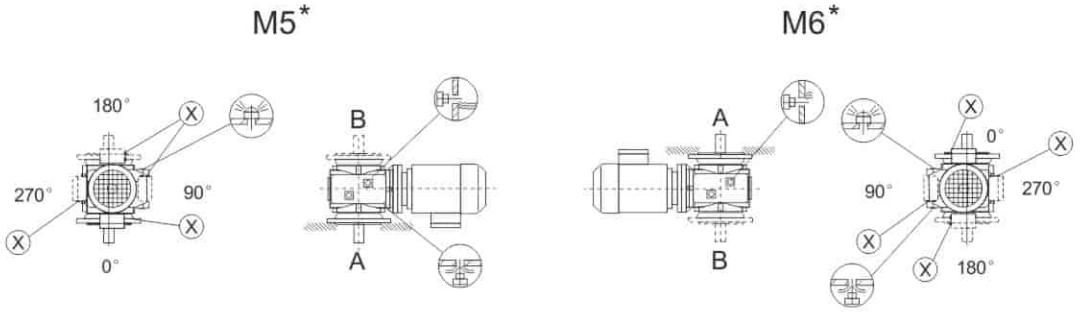

JRTSA/SH39

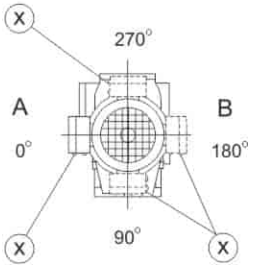

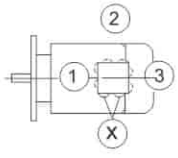

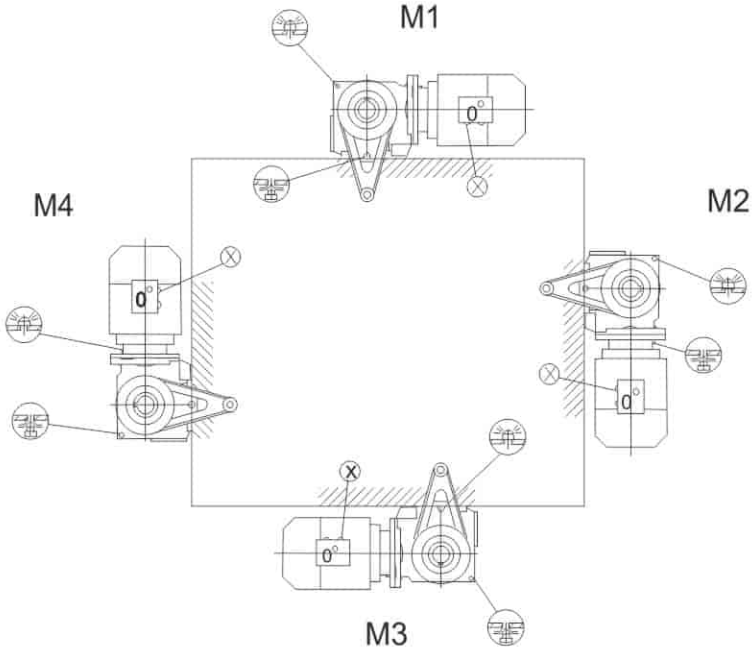

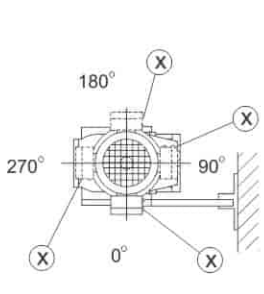

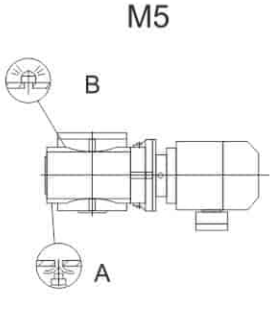

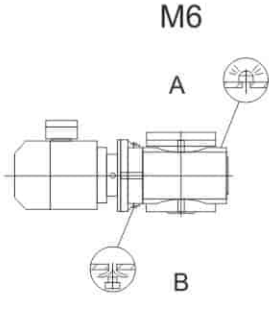

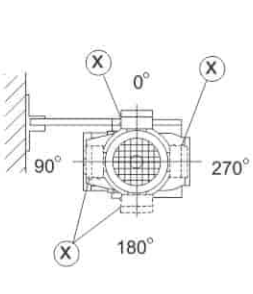

JRTSA/SH49..-99..

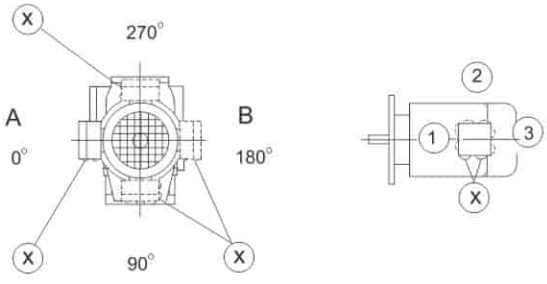

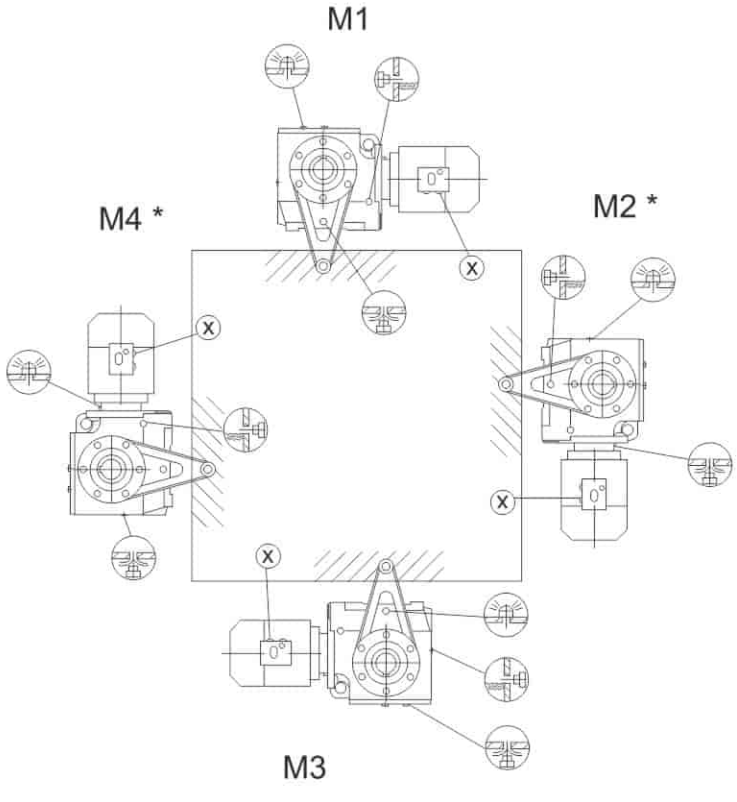

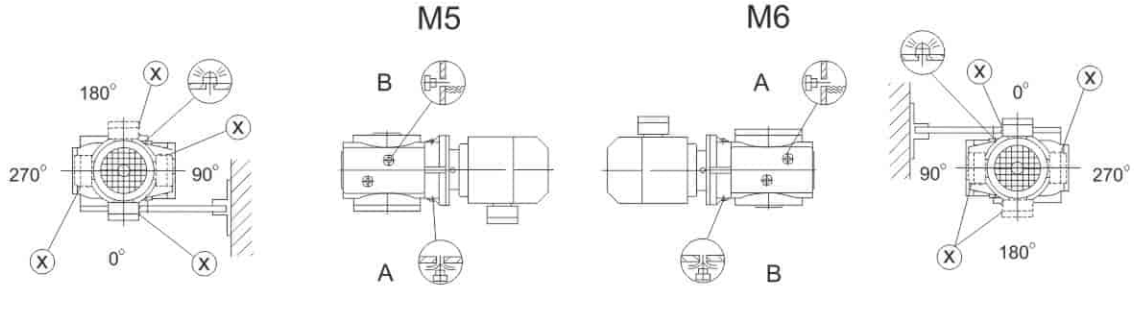

JRTW10-30

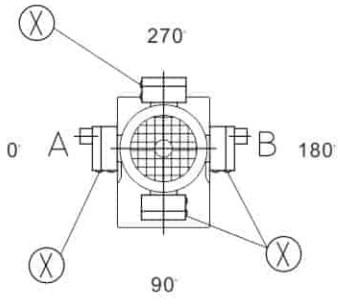

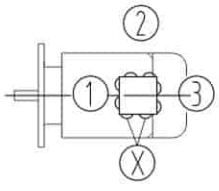



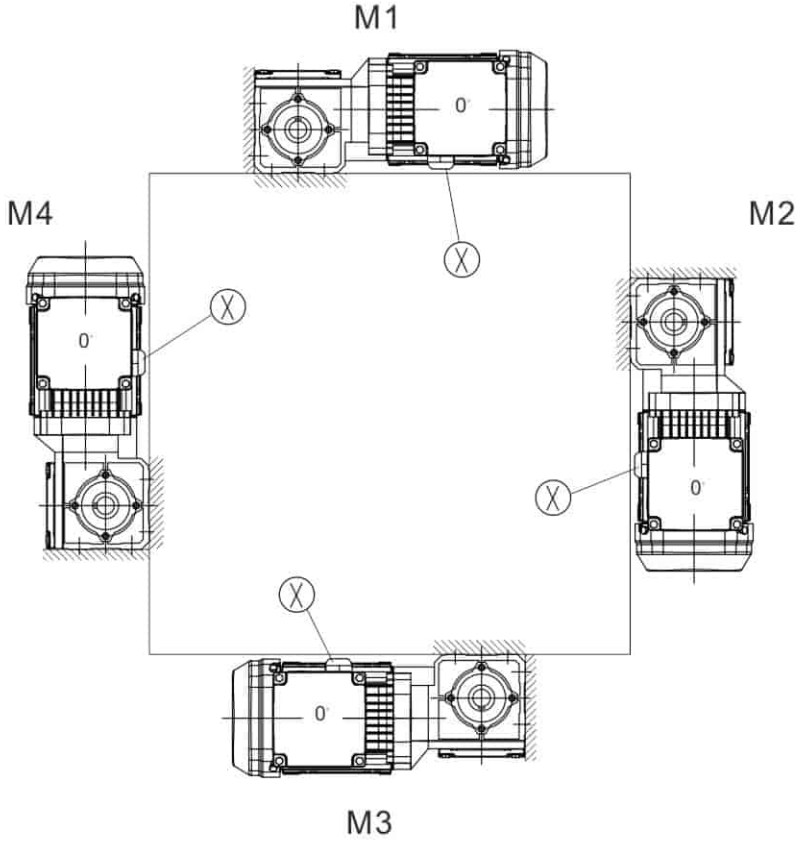

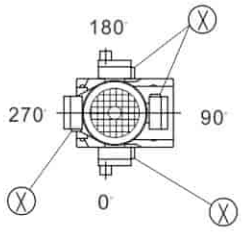

M5

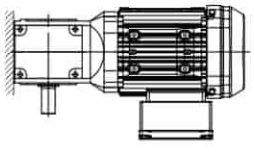

M6

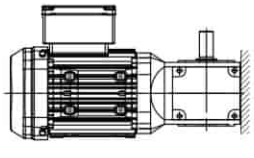

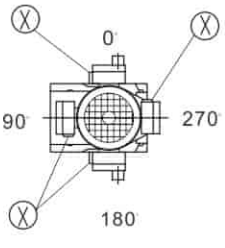

JRTWA10-30

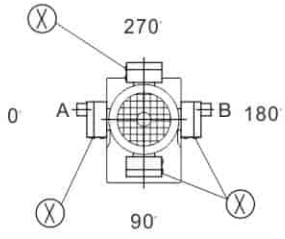
270°
0°
A
B
180°
90°

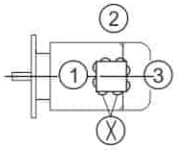
2
1
3

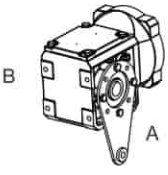
B
A

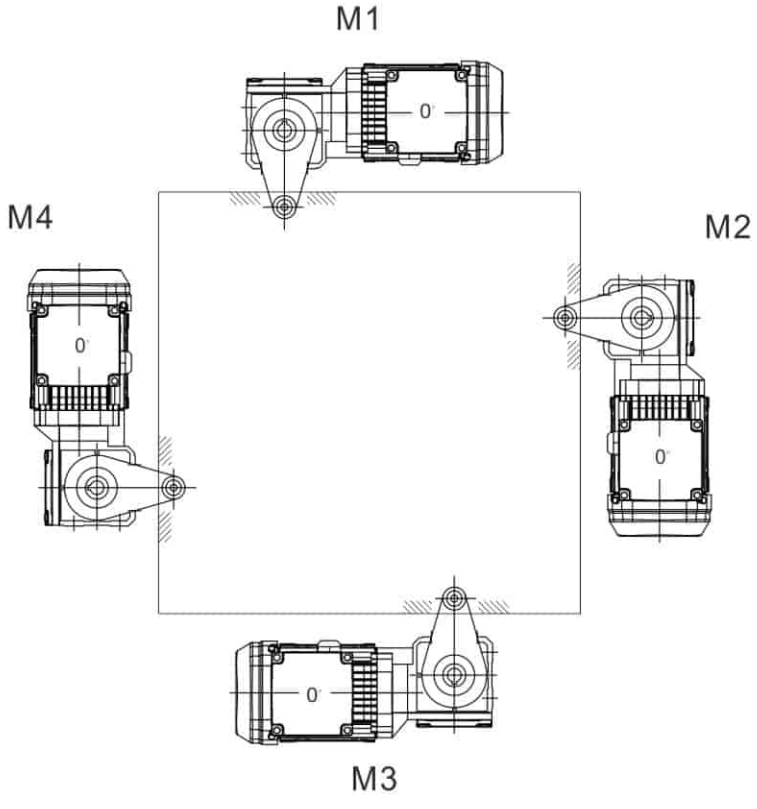
M1
0°
M4
0°
M2
0°
0°
M3

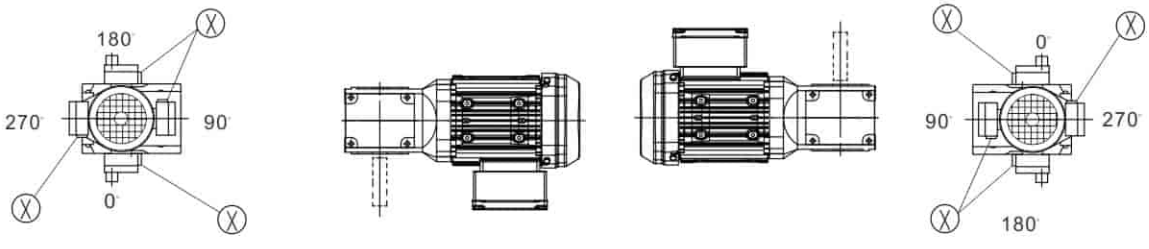
M5
M6
180°
270°
90°
0°
0°
90°
270°
180°

JRTWF10-30

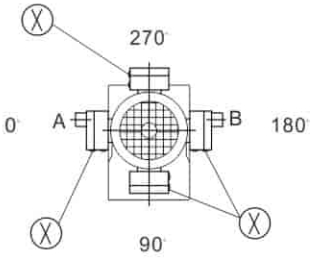

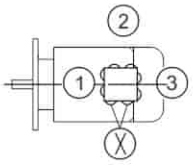

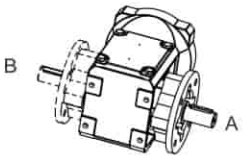

M1

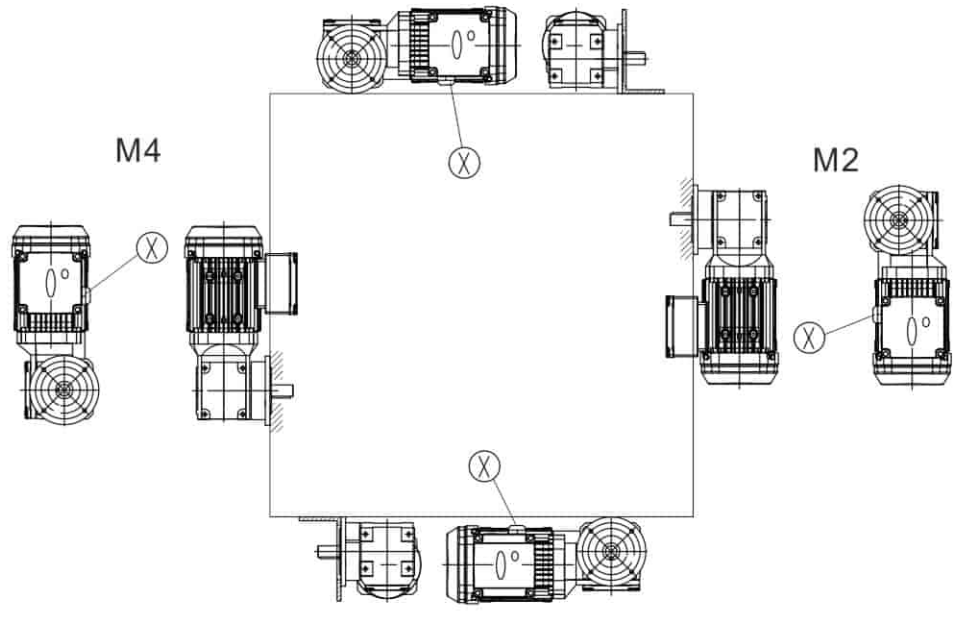

M3

M5

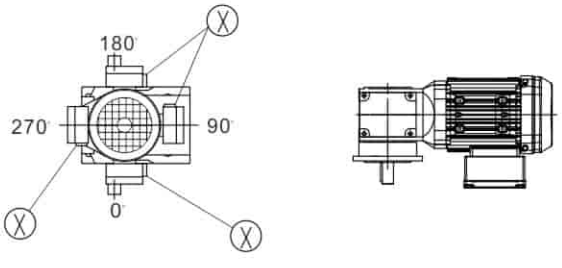

M6

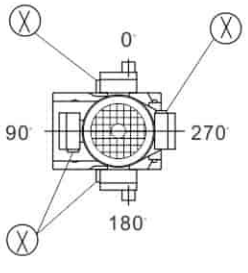

安装位置示意图
Schematic diagram of the installation location

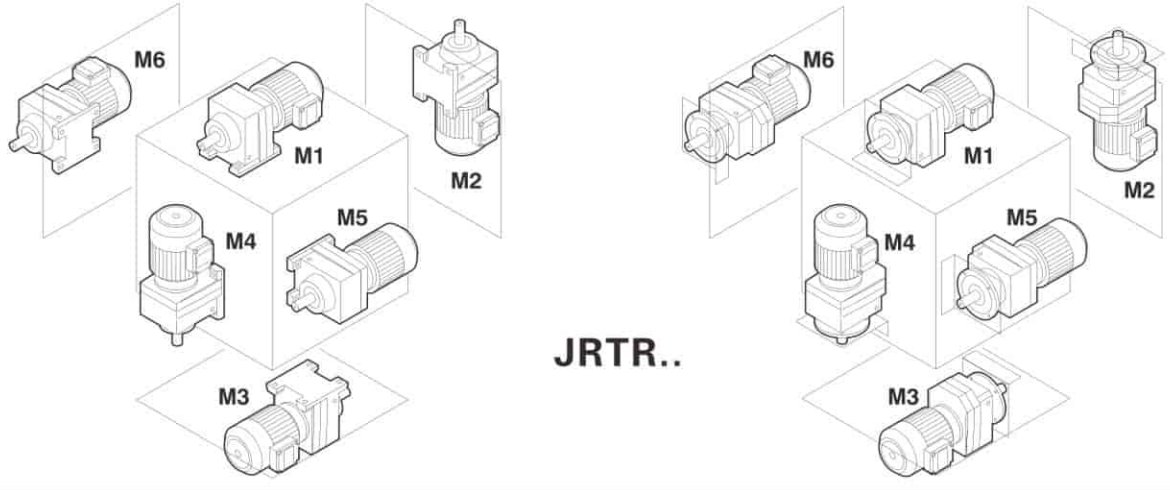

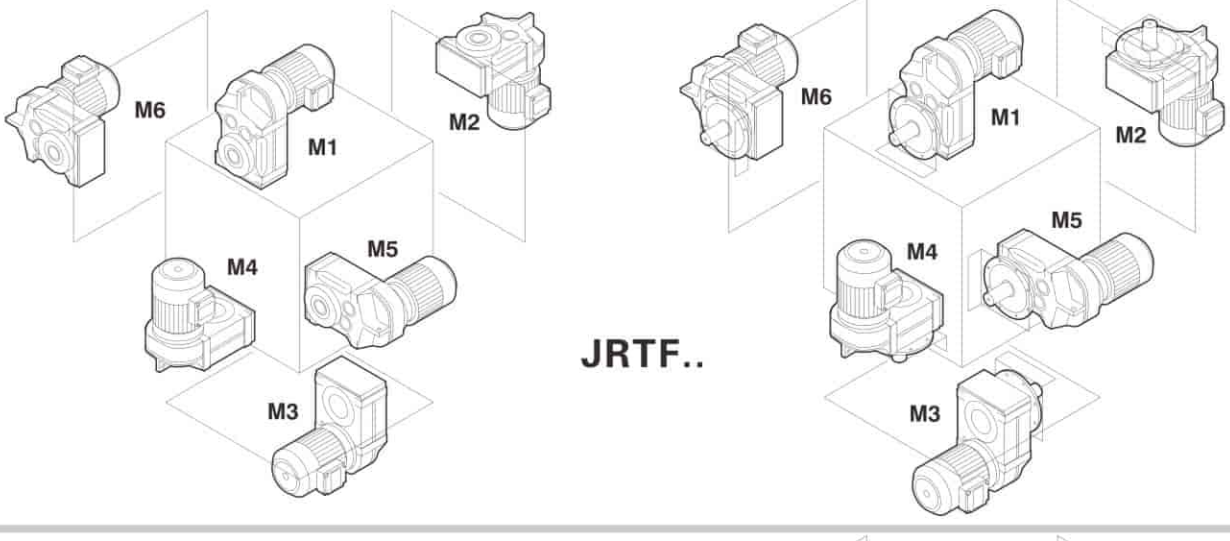

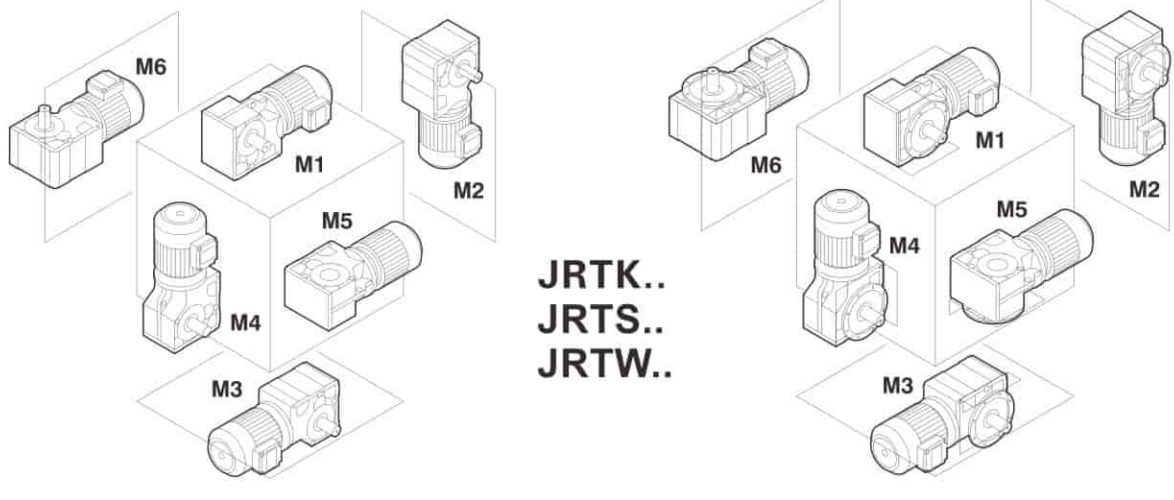

十三. 尺寸与公差注意事项
Dimensions and Tolerances Precaution

范围的分类
Scope of classification

= 杰牌作为标准部件提供
Standard parts supplied by JIE

= 杰牌不作为标准部件提供
Standard parts unsupplied by JIE

中心高公差
Shaft heights tolerances

h ≤250mm →-0.5mm
h >250mm →-1mm

地脚安装减速机：当配有电机时，电机可能已凸出到安装平面以下，请注意检查。
Foot-mounted gear units:The motor may project below the mounting surface when fitted,please check

轴公差
Shaft tolerance

直径公差
Diameter tolerance

ϕ ≤50mm →ISOk6
ϕ >50mm →ISOm6

按照DIN332标准有DR型中心孔：
Center holes in accordance with DIN332. shape DR

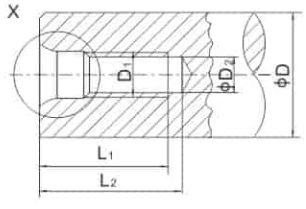

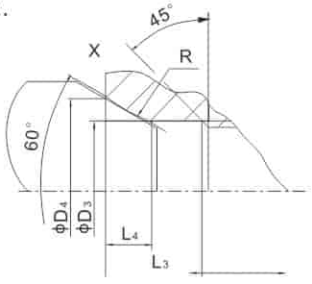

需要GB或ISO标准，请咨询本公司。
If you need GB or ISO Standand ,Please contact with us.

输出轴直径ϕD Diameter of Output shaft	D1	D2	D3	D4	R	L1 +2	L2 min	L3	L4 ≈
ϕD=7-10mm	M3	2.5	3.2	5.3	4.0	9.0	12.0	2.6	1.8
ϕD>10-13mm	M4	3.3	4.3	6.7	5.0	10.0	14.0	3.2	2.1
ϕD>13-16mm	M5	4.2	5.3	8.1	6.3	12.5	17.0	4.0	2.4
ϕD>16-21mm	M6	5.0	6.4	9.6	8.0	16.0	21.0	5.0	2.8
ϕD>21-24mm	M8	6.8	8.4	12.2	10.0	19.0	25.0	6.0	3.3
ϕD>24-30mm	M10	8.5	10.5	14.9	16.0	22.0	30.0	7.5	3.8
ϕD>30-38mm	M12	10.2	13.0	18.1	20.0	28.0	37.0	9.5	4.4
ϕD>38-50mm	M16	14.0	17.0	23.0	25.0	36.0	45.0	12.0	5.2
ϕD>50-85mm	M20	17.5	21.0	28.4	31.5	42.0	53.0	15.0	6.4
ϕD>85-130mm	M24	21.0	25.0	34.2	40.0	50.0	63.0	18.0	8.0
ϕD>130mm	M30	26.5	31.0	42.6	50.0	63.0	85.0	20.0	10.0

空心轴
Hollow shaft

键： 根据DIN6885确定 （圆头平键）（需要GB或ISO标准，请咨询杰牌。）
keys:In accordance with DIN6885 (domed type)
(If you need GB or ISO Standard ,Please contact with us.)

直径公差
Diameter tolerance

ϕ →ISOH7塞规测量
ISO H7 measured with plug gauge

花键轴
Mulitiple-spine shafts

Dm =测量棒直径 Measuring roller diameter
Me =检测尺寸 Inspection size

法兰 Flanges

止口公差 Centering shoulder tolerance

ϕ ≤230mm(flange size A 120-A300) →ISOj6

ϕ >230mm(flange size A 350-A660) →ISOh6

对于每个规格的齿轮减速机、交流(制动)电机和防爆(制动)电机最多可提供三种不同尺寸的法兰，每种法兰的尺寸见相关尺寸表。

Up to three different flange dimensions are available for each size of helical gear units AC (brake) motor and explosion-proof AC (brake) motor.The possible flanges per size are indicated in the relevant dimension sheets

起吊螺栓及吊耳 lifting eyebolts,suspension eye lugs

JRTR09、JRTR19和JRTR29齿轮减速电机,电机机座号小于100的减速电机没有配备专门的运输吊装工具,其它的减速机和电机配有铸造的吊装孔,用螺栓固定在机体上的吊耳或吊环。

R09,R19and R29 helical gear units,motors up to DV100 and Spiroplan geared motors are deliv -ered without special transport fixtures.Otherwise,the gear units and motors are equipped with cast-on suspension eye lugs,screw-on suspension eye lugs or screw-on lifting eyebolts.

齿轮减速机/电机型号规格 Gear unit/motor type	吊环/吊耳 Screw-on lifting eyebolts /suspension eye lugs	铸造吊装孔 Cast-on suspension eye lugs
JRTR/JRTRF39-59、JRTRX/JRTRXF59-69	●	—
≥JRTR69	●	—
JRTF29-159	—	●
JRTK39-159	●	—
JRTK169-189	●	—
JRTS39-49	●	—
JRTS59-59	—	—
JRTW10-30	—	—
≥D112	●	●

通气阀 Breather valves

齿轮减速电机尺寸图总是显示为螺塞，相应的螺塞在出厂前按照其定货要求的安装位置更换为通气阀。这意味着齿轮减速电机的外形尺寸图稍有不同。

The gear unit dimension drawings are always shown with screw plugs.The corresponding sc -rew plug is replaced by an breather valve at the factory depending on which mounti-ng position M1-M6 is ordered.This means the contour dimensions may be slightly different.

锁紧盘连接 Shrink disk connection

对于锁紧盘连接的空心轴齿轮减速电机:若需要可向杰牌索要关于锁紧盘的详细数据表。

Hollow shaft gear unit with shrink disk connection:If required,please request a detailed data sheet on shrink disks from JIE,data sheet no.33 753..95.

花键空心轴 Splined hollow shaft

JRTFV..和JRTKV.. 齿轮减速机从39到109可提供按ISO4762制作的花键空心轴。

Hollow shaft gear units FV.. in sizes 39-109 and KV.. in sizes 39-109 are supplied with a splined hollow shaft to ISO4762.

JRTFA/JRTFH/JRTFV的橡胶缓冲垫 Rubber buffer for JRTFA/JRTFH/JRTFV

q为在力矩Mamax作用下橡胶缓冲垫被压缩的距离尺寸

q stands for the compressed dimension of Rubber buffer in the Mamax torque.

电机附件 Motor accessory

电机的尺寸因不同的电机附件而不同，请参考电机选择的尺寸图。

The motor dimensions may different as a result of motor accessory.Plesase refer to the dimension drawings of the motor accessory.











杰牌智能传动产业平台 JIE Intelligent Drive Industrial Platform

杰牌应用智能产品、建设智能工厂、生产智能产品，为用户提供智能产品、智能服务、智能体验，打造产业平台、实现合作共赢。

Using intelligent products, to build intelligent plants and produce intelligent products, serving customers with intelligent products, intelligent services and intelligent expericences. To build a industrial platform and achieve win-win cooperation.



杰牌智能传动生态系统 JIE Intelligent Drive Ecosystem

杰牌从供应链管理、创新链整合、产业链发展、价值链协同到生态链建设，通过三百千万工程“培养优秀员工、整合优秀供应商、服务优秀客户”，推进战略合作、实现五链互联。

JIE focuses on supply chain management, innovation chain integration, industrial chain development, value chain collaboration, and ecological chain construction. Through the "Three Hundred Million Project," which aims to "cultivate outstanding employees, integrate outstanding suppliers, and serve outstanding customers," the company promotes strategic cooperation and achieves interconnection among the five chains.



杰牌智能传动研究院+创新中心+未来工厂 JIE Intelligent Drive Research Institute + Innovation Center + Future Factory

杰牌智能传动研究院+创新中心+未来工厂“111”创新发展模式：以一院为引领，打造人才高地，实现自主可控；以一心为平台，构建产业生态，实现五链互联；以一厂为基础，聚焦专精特新，实现隐形冠军。

JIE Intelligent Drive Research Institute + Innovation Center + Future Factory "111" Innovation and Development Model: Led by one institute to create a talent highland and achieve independent control; with one center as the platform to build an industrial ecosystem and achieve interconnection of the five chains; based on one factory, focusing on specialization, refinement, uniqueness, and innovation to become a hidden champion.



杰牌智能传动数字产品 JIE Intelligent Drive Digital Products

杰牌智能传动“131“数字产品体系：1个方案—杰牌智能传动方案；3个平台—杰牌新智造平台、杰牌大数据平台、杰牌智能化平台；1个场景—杰牌未来工厂场景；包括JRT智能齿轮减速电机、JRH智能工业齿轮箱、JRP智能行星齿轮箱、JRW高效蜗杆减速机、JD高效电机、JC智能传动方案等产品和服务。杰牌致力于为好客户、做好产品、建好团队！

JIE Intelligent Drive “131” Digital Product System: 1 Solution—JIE Intelligent Drive Solution; 3 Platforms—JIE Intelligent Manufacturing Platform, JIE Big Data Platform and JIE Intellectualization Platform; 1 Scenario—JIE Intelligent Factory Scenario, incl. JRT Intelligent Gearmotors, JRH Intelligent Industrial Gear Units, JRP Intelligent Planetary Gear Units, JRW High-efficiency Worm Reducers, JD High-efficiency Motors, JC Intelligent Drive Solutions. JIE is dedicated to serving great customers with great products and providing excellent services with a great team.



中国制造中心 全球装配工厂 China Manufacturing Center Global Assembly Plant

杰牌立足中国市场、出口欧美市场、服务全球市场；杰牌中国、杰牌美国、杰牌欧洲，为全球客户提供本土化服务、面对面服务、一对一服务。打造百年杰牌、成就幸福家庭！

JIE bases itself on the Chinese market, exports to EU & US market and serves the global market. JIE CHINA, JIE USA, JIE EURONORM, JIE is dedicated to making great products for great customers across the world through Localized service, Face-to-face service and One-to-one service. Create a century-old JIE and achieve more happy families.



杰牌智能传动平台产品 Platform Products of JIE Intelligent Dirve

产品标准化实现平台化，工艺标准化实现自动化，流程标准化实现信息化。

Standardizing the products to realize platformization, standardizing the techonologies to realize automation, standardizing the processes to realize informatization.





杰牌智能传动未来工厂场景应用 JIE Intelligent Drive Situational Application

杰牌智能中央立库、箱体智能工厂、齿轮智能工厂、电机智能工厂、装配智能工厂、智能检测试验等智能传动方案。

JIE Applications incl. Intelligent drive solutions incl. Intelligent Central Stereoscopic Warehouse, Intelligent Plant of Housings, Intelligent Plant of Gears, Intelligent Plant of Motors, Intelligent Plant of Assembly and Intelligent Tests, etc.



堆垛机—杰牌智能传动方案
JIE Intelligent Drive Solutions for Stackers



RGV—杰牌智能传动方案
JIE Intelligent Drive Solutions for RGVs



输送线—杰牌智能传动方案
JIE Intelligent Drive Solutions for Transmission Lines



升降机—杰牌智能传动方案
JIE Intelligent Drive Solutions for Elevators



清洗线—杰牌智能传动方案
JIE Intelligent Drive Solutions for Cleaning Lines



热处理线—杰牌智能传动方案
JIE Intelligent Drive Solutions for Heat Treatment Lines



电机绕嵌线—杰牌智能传动方案
JIE Intelligent Drive Solutions for Motors Winding & Embedding



产品总装线—杰牌智能传动方案
JIE Intelligent Drive Solutions for Product Assembly Lines



起重机—杰牌智能传动方案
JIE Intelligent Drive Solutions for Cranes



工业吊扇—杰牌智能传动方案
JIE Intelligent Drive Solutions for Industrial Ceiling Fans

杰牌智能传动美丽厂区 JIE Intelligent Drive Beautiful Factory

杰牌打造“环境友好型、发展持续型、服务全球型”的“专精特新”企业。

To build a "Professional, Fine, Specialized & Novel" enterprise of "Environment-friendly, Sustainable and Global service".



智造未来 / 未来已来 智造未来

Intelligent-made for Future



专业主义 / 因专业 而杰出

Professionalism



立足中国 / 二十世纪 立足中国

Based in China



风生水起 / 风生水起 风调雨顺

Windmill & Fountain



幸福广场 / 享受工作 享受生活

Happiness Square



服务全球 / 廿一世纪 服务全球

Serve the World



十全十美 / 十全十美 精益求精

Towards Perfection



彩虹之上 / 彩虹之上 梦想启航

Over the Rainbow



钱塘潮涌 / 奔竞不息 勇立潮头

Tides of Qiantang



百年传承 / 百年传承 厚德载物

Create a century-old JIE

JRT 智能齿轮减速电机



JRTR
齿轮减速电机
规格：09~189
传动比：3.37~289.74
输入功率：0.12~250kW
输出扭矩：2.4~56494N.m



JRTF
平行轴-齿轮减速电机
规格：29~169
传动比：3.77~281.71
输入功率：0.12~250kW
输出扭矩：3.5~37125N.m



JRTK
锥齿轮-齿轮减速电机
规格：39~189
传动比：3.98~197.37
输入功率：0.12~200kW
输出扭矩：10~62800N.m



JRTS
蜗杆副-齿轮减速电机
规格：39~99
传动比：6.8~288
输入功率：0.12~22kW
输出扭矩：10~4900N.m



JRTW
蜗杆-面齿轮减速电机
规格：10~30
传动比：6.57~75
输入功率：0.09~1.1kW
输出扭矩：25~70N.m

JRH 智能工业齿轮箱



JRHH
平行轴齿轮箱
规格：3~28
传动比：1.25~450
输入功率：4.3~10515kW
输出扭矩：2300~1400000N.m



JRHB
直交轴齿轮箱
规格：4~28
传动比：5~400
输入功率：2.8~4908kW
输出扭矩：5500~1400000N.m



JRHD
斗提机齿轮箱
规格：5~16
传动比：25~71
输入功率：16~1305kW
输出扭矩：11000~173000N.m



JPOKE
棕榈油齿轮箱
规格：310
传动比：56、80
输入功率：106、141kW
输出扭矩：75000N.m



JRHA
空冷岛齿轮箱
规格：166
传动比：14
输入功率：228kW
输出扭矩：21000N.m

JRP 智能行星齿轮箱



JRP
行星齿轮箱
规格：9~36
传动比：25~4000
输入功率：0.4~12934kW
输出扭矩：22000~2600000N.m



JRP
行星齿轮箱
规格：01~8
传动比：3.08~3460
输入功率：0.02~192kW
输出扭矩：1000~13000N.m



JRPH
回转行星齿轮箱
规格：08~100
传动比：3.4~2000
输入功率：75~250kW
输出扭矩：8000~100000N.m



JRP RV
同心轴行星减速机
速比：3~100
背隙：1~3/3~5/5~7arc-min
扭矩：6~3300N.m



JRP RE
直角轴行星减速机
速比：3~100
背隙：4~9/6~11arc-min
扭矩：12~1920N.m

JRW 高效蜗杆减速机



JRSTD
IEC高效蜗杆减速机
规格：25~150
传动比：5~100
输入功率：0.06~15kW
输出扭矩：2.6~1760N.m



JRWND
NEMA高效蜗杆减速机
规格：30~150
传动比：5~100
输入功率：0.06~15kW
输出扭矩：2.6~1760N.m



JRSTED
双级蜗杆减速机
规格：25/30~63/150
传动比：150~5000
输入功率：0.06~1.5kW
输出扭矩：73~2670N.m



JRKM、JRKB
准双曲面齿轮减速机
规格：28~68
传动比：7.5~300
输入功率：0.07~11.1kW
输出扭矩：12~886N.m



WPEDS
双级蜗杆减速机
规格：40/70~155/250
传动比：100~3600
输入功率：0.12~5.5KW
输出扭矩：63~6050N.m

JD 高效电机



JDC　　JCS
伺服电机　伺服驱动器
功率：0.4~7.5kW
输出扭矩：1.27~48N.m
供电：1AC220V/3AC380V
通讯：脉冲、EtherCAT、Profinet



JDL
异步伺服电动机
扭矩：2.5~325N.m
转速：1200r/min~3000r/min
惯量：4.9~4300kgcm²



JD-IEC
IEC电机
规格：63~315
功率：0.12~200kW
能效：IE3、IE4、IE5



JD-NEMA
NEMA电机
规格：56C~365TC
功率：0.16~75HP
能效：NEMA Premium



JD-B
防爆电机
规格：80~315
功率：0.75~200kW
防爆等级：Exib II BT4
能效：IE3、IE4、IE5

JC 智能传动方案



JC
智能传动方案
减速机+电动机+变频器
+传感器+物联网



JCMB
变频一体减速电机
规格：175~255
功率：0.75~5.5kW
供电：3AC 380~440V
输出频率：0~200Hz
通讯接口：
ModbusRTU、Profinet、ASi



JCI
智能监测系统
供电：AC220V, DC24V
通讯接口：Wifi, 4G, RS485
功能：能耗管理、健康管理、
视听管理、运维管理、
配件管理
部署方式：公有云、私有云



JCME
分布式变频器
规格：175~255
功率：0.75~5.5kW
供电：3*AC380~440V
输出频率：0~200Hz
通讯接口：
Profinet, ModbusRTU, ASi



JCF
变频器
规格：175~355
功率：0.75~55kW
供电：1*AC220/3*AC400V
通讯接口：
Profinet, EtherCAT, CANOPEN

其他传动设备



JRES(R、K)
不锈钢齿轮减速电机
规格：37~67
传动比：3.41~199.81
输入功率：0.18~7.5kW
输出扭矩：12~910N.m



JRESS
不锈钢蜗杆减速电机
规格：30~90
传动比：5~100
输入功率：0.09~4kW
输出扭矩：19~458N.m



JRTH、JRTV
齿轮减速电机
规格：18~60
传动比：3~1800
输入功率：0.1~7.5kW
输出扭矩：1.6~3292N.m



JRSS
丝杆升降机
规格：35~150
传动比：5~40
输入功率：0.19~16.3kW
起升力：500~26050kg



JRTM
锥齿轮转向器
规格：02~25
传动比：1~5
输入功率：0.014~335kW
输入转速：10~1450r/min



JRGC
工程分动箱
规格：0401、1501
传动比：0.589、0.659、0.756、0.825
输出泵最大扭矩：1.6~3292N.m
行走最大扭矩：40000N.m



JN
农机齿轮箱
传动比：0.5862~2.0625
输入转速：750r/min
效率：≥96%



JPF
纺纱机罗拉齿轮箱
规格：1706~2012
速比：3.04~33.568
功率：1.5~3kW
扭矩：110~272N.m



JEC
扶梯主机
规格：2-15, 2-25
传动比：24.5
效率：≥96%
使用寿命：146000h
输出扭矩：3530~5150N.m

杰牌智能传动方案提供商
更多产品敬请扫码了解

杰牌智能传动方案目录

JIE INTELLIGENT DRIVE SOLUTIONS CATALOGUE

国家重点“小巨人”企业
浙江省重点企业研究院
浙江省“未来工厂”企业

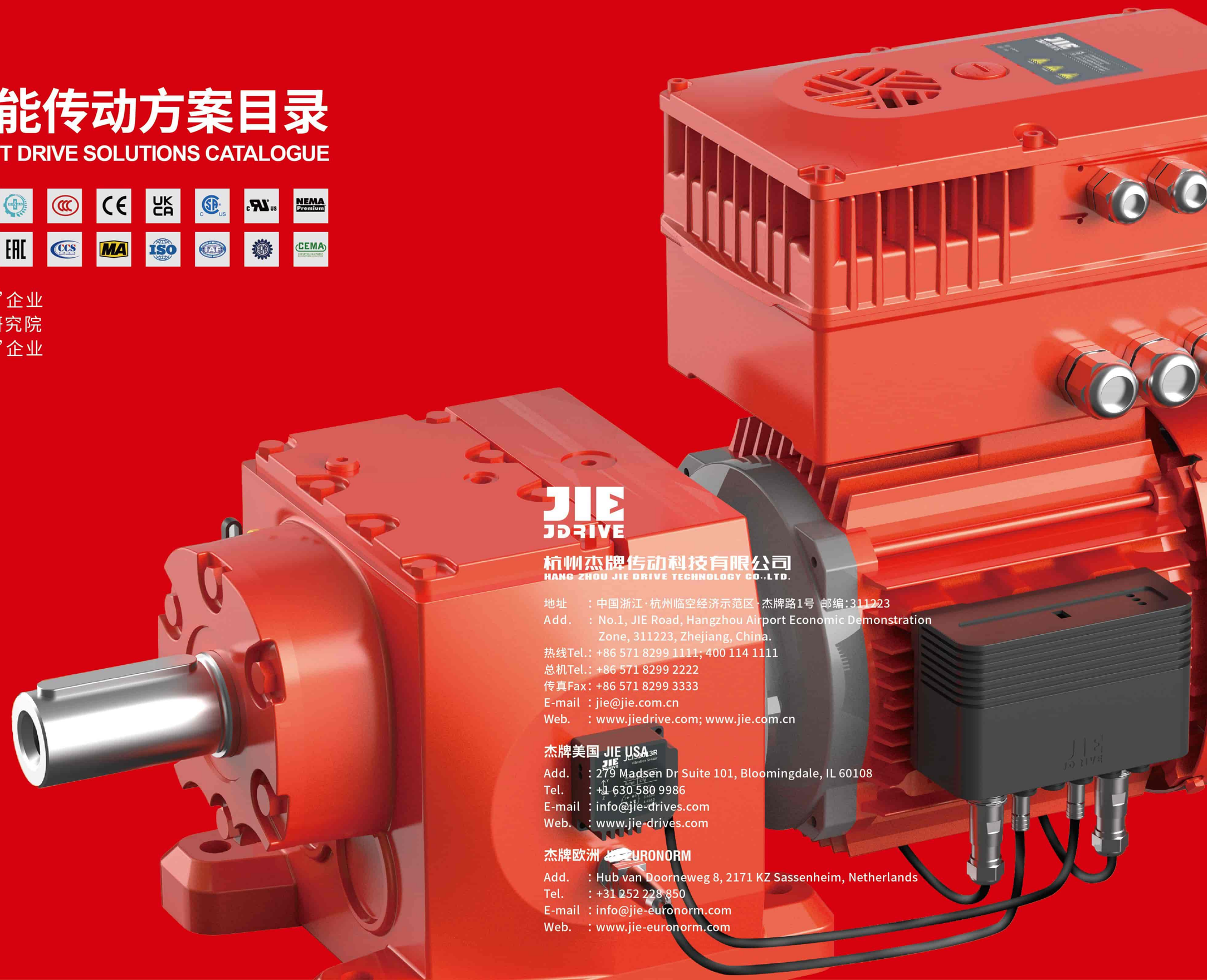

JIE
JDRIVE

杭州杰牌传动科技有限公司
HANG ZHOU JIE DRIVE TECHNOLOGY CO.,LTD.

地址　：中国浙江·杭州临空经济示范区·杰牌路1号 邮编:311223
Add.　：No.1, JIE Road, Hangzhou Airport Economic Demonstration Zone, 311223, Zhejiang, China.
热线Tel.: +86 571 8299 1111; 400 114 1111
总机Tel.: +86 571 8299 2222
传真Fax: +86 571 8299 3333
E-mail ：jie@jie.com.cn
Web.　：www.jiedrive.com; www.jie.com.cn

杰牌美国 JIE USA
Add.　：279 Madsen Dr Suite 101, Bloomingdale, IL 60108
Tel.　：+1 630 580 9986
E-mail ：info@jie-drives.com
Web.　：www.jie-drives.com

杰牌欧洲 JIE EURONORM
Add.　：Hub van Doorneweg 8, 2171 KZ Sassenheim, Netherlands
Tel.　：+31 252 228 850
E-mail ：info@jie-euronorm.com
Web.　：www.jie-euronorm.com