杰牌官方微信
JIE Wechat

杰牌官方网站
JIE Website

杰牌官方视频
JIE Video

















杰牌始创于1988年，坚持100年做好一台智能齿轮减速电机，匠心打造中国世界品牌。杰牌传动是杰牌控股全资子公司，杰牌美国是杰牌传动全资子公司，是国家重点“小巨人”企业、浙江省重点企业研究院，浙江省“未来工厂”企业。杰牌聚焦传动技术、驱动技术、控制技术、软件技术和未来技术，包括减速机、电动机、变频器、传感器、物联网等智能传动方案，执行层、采集层、驱动层、控制层、数据层等数字智能技术，立足中国市场、服务全球市场，杰牌为全球好客户做好产品。杰牌坚持三化“专业化、智能化、全球化”，致力于杰牌智能传动“研究院+科创中心+未来工厂”创新发展模式，打造百年杰牌，成就幸福家庭。杰牌智能传动方案提供商！

Established in 1988, JIE has been insisting on manufacturing a great intelligent reducer in 100 years, aiming to build a Chinese world brand with its craftsmanship. JIE Drive, as the wholly-owned subsidiary of JIE Holdings, with a wholly-owned subsidiary JIE USA, has been awarded as the “Hidden Champions” in China， Research Institute of Key Enterprises in Zhejiang, “Lighthouse Factory” in Zhejiang. JIE, focuses on the Transmission Technology, Drive Technology, Control Technology, Software Technology and Future Technology, in addition to the intelligent drive solutions incl. gearboxes, motors, inverters, sensors & Internet of Things as well as the digital technologies incl. Execution Layer, Acquisition Layer, Drive Layer, Control Layer & Data Layer. JIE, based on the Chinese market, servers the great customers with great products worldwide.With the core strategy of “Specialization, Intelligence and Globalization”, JIE is dedicated to the Innovate the development model of “Research Institute + Scientific Innovation Center + Intelligent Factory”, to build a century-old JIE and achieve more happy families.JIE, a provider of Intelligent Drive Solutions!

杭州杰牌传动科技有限公司
HANG ZHOU JIE DRIVE TECHNOLOGY CO.,LTD.

地址　：中国浙江·杭州临空经济示范区·杰牌路1号
邮编　：311223
Add.　：No.1, JIE Road, Hangzhou Airport Economic Demonstration Zone, 311223, Zhejiang, China.
热线Tel.：0571 8299 1111　400 114 1111
总机Tel.：0571 8299 2222
传真Fax：0571 8299 3333
E-mail　：jie@jie.com.cn
Web.　：www.jiedrive.com　www.jie.com.cn

杰牌美国 JIE USA

279 Madsen Dr Suite 101, Bloomingdale, IL 60108
Tel.：+1 630 580 9986
E-mail: info@jie-drives.com
Web.：www.jie-drives.com

杰牌欧洲 JIE EURONORM

Hub van Doorneweg 8, 2171 KZ Sassenheim, Netherlands
Tel.：+31 252 228 850
E-mail：info@jie-euronorm.com
Web.：www.jie-euronorm.com

版权号：国作登字-2020-L-01077078　版本号：JIEC・04-01A・2022A・1000
法律声明：本画册及产品目录中的所有产品和图片，包括但不限于产品设计、外观、材料、颜色、包装、图纸、数据、技术规范等内容，已申请并获得授权或注册相关知识产权，受相关法律法规的保护。杰牌享有本画册和产品目录及其所载内容、信息的知识产权。未经许可，不得复制、抄袭或以其他任何方式使用。
Legal Notices: JIE obtained the authorization or relevant intellectual property against all the products or photos in this catalogue including but not limited to the design,appearance, material, color, packing, drawing, data, technical specification,etc. and is protected by relevant laws and regulations. If without permission, it is forbidden to copy, plagiarize or use for other purpose.

齿轮减速电机选型手册



杰牌传动
JIE DRIVE



JRTH、JRTV 齿轮减速电机
JRTH、JRTV Gearmotor

因专业　而杰出
Excellence　From　Expertise

杰牌智能传动方案提供商

JIE INTELLIGENT DRIVE SOLUTIONS PROVIDER

国家重点“小巨人”企业
浙江省重点企业研究院
浙江省“未来工厂”企业



JIE
JDRIVE

旭日东升
生机盎然
万物之灵
天地之杰



目 录

P6-7 一.选型步骤

P8 二. 产品图片

P9 三.产品说明

P10-11 四.型号说明

P12-16 五.选型说明

P17-24 六.技术参数

P25-36 七.注意事项

P39-46 杰牌传动产品目录

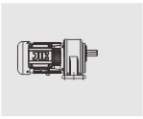
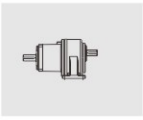
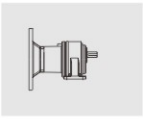

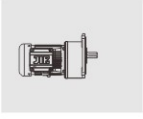
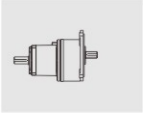
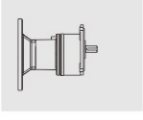


CONTENTS

P6-7 Selection Guide

P8 Product Pictures

P9 Product Description

P10-11 Model Description

P12-16 Selection Description

P17-24 Technical Parameters

P25-36 Notices Items

P39-46 JIE Drive Product Catalogue

一. 选型步骤
Selection Guide










1

选择杰牌传动产品

例:JRTH卧式安装齿轮减速电机、JRTH卧式AD齿轮减速电机、JRTH卧式AM齿轮减速电机、JRTHE卧式双级齿轮减速电机、JRTV立式安装齿轮减速电机、JRTV立式AD齿轮减速电机、JRTV立式AM齿轮减速电机、JRTVE立式双级齿轮减速电机等信息。

Select JIE Drive product

Example: JRTH Horizontal mounted Gearmotors, JRTH Horizontal AD Gearmotors, JRTH Horizontal AM Gearmotors, JRTHE Horizontal Two-stage Gearmotors, JRTV Vertical mounted Gearmotors, JRTV Vertical AD Gearmotors ,JRTV Vertical AM Gearmotors, JRTVE Vertical Two-stage Gearmotors .

2

输入现用产品品牌

例:杰牌传动、欧美日品牌、中国品牌等信息。

Enter current product brand

Example: JIE Drive or competitors.

3

输入现用产品参数

例:JRTH、JRTV齿轮减速电机:18~60,传动比:3~1800,输入功率: 0.1~7.5kW,输出扭矩:1.6~3292Nm等型号规格信息。

Enter current product parameters

Example: JRTH/JRTV Gearmotors, size 18~60, ratio 3~1800, input power 0.1~7.5kW, output torque 1.6~3292Nm or others.

4

生成杰牌产品型号规格

例:JRTH22 S 200W 15 180°, JRTH22 AM 200W 15, JRTV22 S 200W 15 180°, JRTV22 AD 200W 15等型号规格信息。

Generate JIE Drive model with parameters

Example: JRTH22 S 200W 15 180°, JRTH22 AM 200W 15, JRTV22 S 200W 15 180°, JRTV22 AD 200W 15.

5

生成杰牌产品2D/3D图

例:JRTH22 S 200W 15 180°, JRTH22 AM 200W 15, JRTV22 S 200W 15 180°, JRTV22 AD 200W 15.等产品2D/3D图信息。

Generate 2D/3D drawings of JIE Models

Example: 2D/3D drawings of JRTH22 S 200W 15 180°, JRTH22 AM 200W 15, JRTV22 S 200W 15 180°, JRTV22 AD 200W 15.

6

确认技术质量标准

例:技术质量标准按杰牌相关标准和双方协议约定的标准执行,质保期自发货之日起18个月或实际使用之日起12个月,以先到为准等信息确认。

Confirm the technical requirement

Example: The technical and quality standards shall be implemented according to the relevant standards of JIE Drive and the standards agreed by both parties. The warranty period shall be 12 months after start using products or 18 months after shipment from JIE whichever comes earlier.

7

确认交期服务标准

例: 首次合作按双方协议约定时间交货; 提供1+3滚动计划时7天交货, 包括总用量、年用量、月用量、批用量、试用量; 售前服务、售中服务、售后服务和预单管理等信息确认。

Confirm delivery & service requirement

Example: Delivery shall be made according to the time agreed by both parties for the first cooperation;7 days lead time base on 1+3 rolling plan, including total usage, annual usage, monthly usage, batch usage and sample; confirmation of pre-sales service, in-sales service, after-sales service and pre-order management.

8

确认结算价格标准

例: 30%定金款到后订单生效, 余款款到后发货; 价格按双方协议约定的价格执行等信息确认。

Confirm price & payment term

Example: 30% advance payment and the balance prior to shipment. Price as per mutual agreement.

9

确认产品订单信息

例:产品名称、型号规格、技术参数、订单数量、产品颜色、包装形式、运输方式、下单时间、交付时间、交付地点、收货单位等信息确认。

Confirm order information

Example: Confirm product type, model, specification; order quantity, color, packaging, transportation, P.O issue time, delivery time, delivery location, receiving company and other order information.

10

确认产品交付信息

例: 样机订单交付、小批订单交付、批量订单交付等信息确认。

Confirm delivery requirement.

Example: Confirm prototype delivery, small batch delivery, batch delivery and other delivery information.

5. 生成杰牌产品2D/3D图
Generate 2D/3D drawing of JIE products

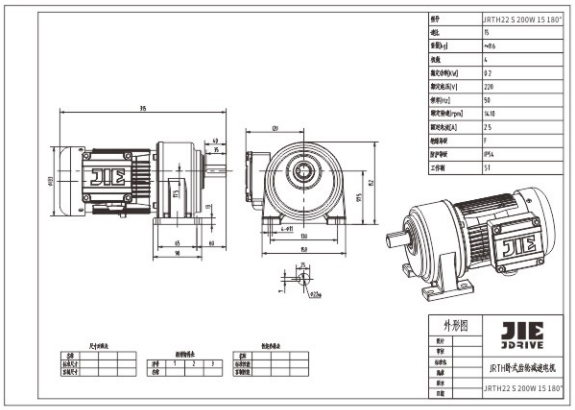

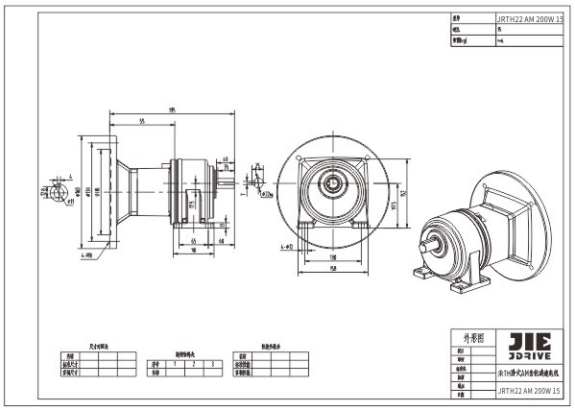

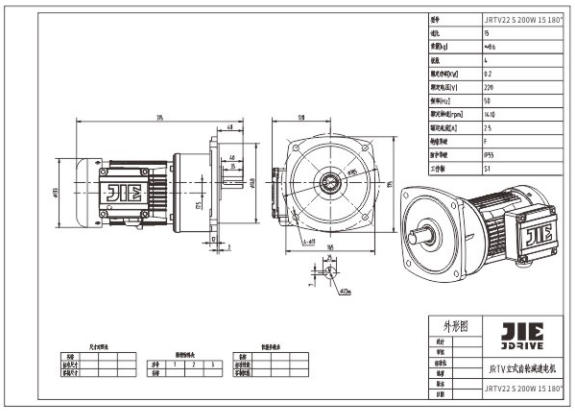

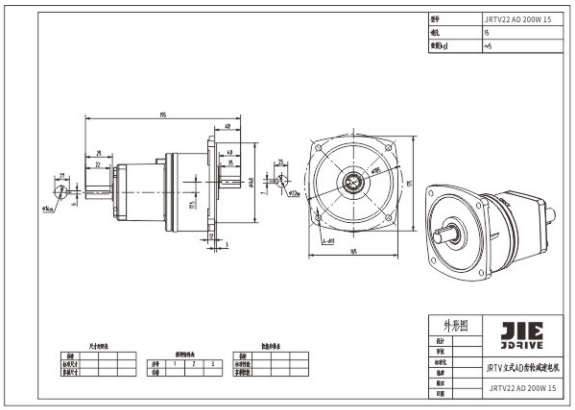


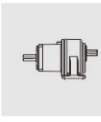
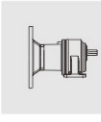


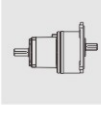
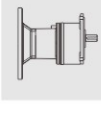


二. 产品图片
Product Pictures

JRTH



P.18

JRTH..AD



P.23

JRTH..AM



P.21

JRTHE



P.20

JRTV



P.19

JRTV..AD



P.24

JRTV..AM



P.22

JRTVE



P.20

三. 产品说明
Product Description

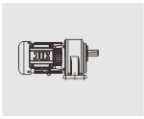
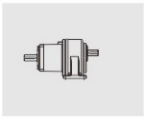
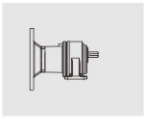

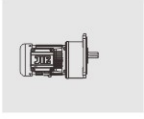
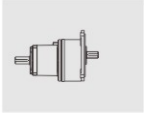
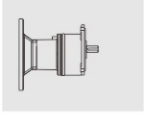


杰牌JRTH、JRTV齿轮减速电机，拥有外观美、低噪音、不漏油、快交付、智能化和无故障等亮点，包括JRTH卧式安装齿轮减速电机、JRTH卧式AD齿轮减速电机、JRTH卧式AM齿轮减速电机、JRTHE卧式双级齿轮减速电机、JRTV立式安装齿轮减速电机、JRTV立式AD齿轮减速电机、JRTV立式AM齿轮减速电机、JRTVE立式双级齿轮减速电机等全系列产品。

杰牌JRTH、JRTV齿轮减速电机，通过完整产品策划与设计和全价值链精益生产最优方案实施，推进精益生产、建设智能工厂，实现研产供销服一体化，以满足客户对快速响应的需求。

杰牌JRTH、JRTV齿轮减速电机，遵循模块化和最优化设计理念，全系列产品包括减速电机、变频减速电机、AM型IEC电机输入接口、AD型实心轴输入接口，实心轴输出模块，底脚安装等多种输入接口、输出模块和安装型式，同时支持多级减速机和不同型号规格减速机的模块化组合与集成，产品颜色为灰亚光，并按单包装，可根据客户需要进行个性化的设计与制造。

杰牌为全球好客户做好产品，杰牌智能传动方案提供商！

JIE's JRTH & JRTV Series Gearmotors include JRTH Horizontal mounted Gearmotors, JRTH Horizontal AD Gearmotors, JRTH Horizontal AM Gearmotors, JRTHE Horizontal Two-stage Gearmotors, JRTV Vertical mounted Gearmotors, JRTV Vertical AD Gearmotors ,JRTV Vertical AM Gearmotors, JRTVE Vertical Two-stage Gearmotors which with highlights like nice appearance, low noise, no oil leak, fast delivery, intelligent and trouble-free, etc.

JIE's JRTH & JRTV Series Gearmotors, through the complete product planning and design in addition to implementation of the optimal solution against the whole value chain, to promote lean production, to build intelligent plants and to realize the integration of research, production, supply, marketing and service, so as to meet customer's fast response requirement.

Following the philosophy of modularization and optimization design, JIE's JRTH & JRTV Series Gearmotors are applicable for diverse input interfaces, output modules and installation types incl. gearmotors, converter integrated gearmotors, input interface for AM type IEC motors, input interface for AD type solid shaft, output module for solid shaft, foot mounted, etc., as well as the composition and integration of multiple-stage gear units and diverse models of gear units. The painting color is grey matte & packed based on order. Meanwhile, customized design & manufacturing is available as well.

JIE is committed to providing great products for great partners across the world.JIE Intelligent Drive Solutions Provider!

四. 型号说明
Model Description

4.1型号结构表
Content of model name

J	RTV	22	S	750	B	5	90°	1	M2
1	2	3	4	5	6	7	8	9	10

1 企业代码 J–杰牌传动	**2 产品代码** RTH–卧式齿轮减速机 RTHE–卧式双级齿轮减速电机 RTV–立式齿轮减速机 RTVE–立式双级齿轮减速电机	**3 输出轴轴径** 22-输出轴轴径 18、22、28、32、40、45、50、60	**4 输入模块** S–三相电机 A–单相电机 AD–AD联接盘 AM–AM联接盘	**5 电机功率** 750W-电机功率 100W、200W、400W、750W、1500W、3700W、5500W、7500W
6 制动器 B-断电制动器 AB-手释放制动器 D-DC24V送电制动器	**7 减速机传动比** 5–减速机传动比 3、5、10、15、20、25、30、40、45、50、60、70、80、90、100、120、140、180、200	**8 接线盒位置** 90° –接线盒位置 （默认不写） 0° 90° 180° 270°	**9 出线方向** N–出线方向 （默认不写） N 1 2 3	**10 安装位置** M1-安装型式图中M1位置 （默认不写） M1、M2、M3、M4、M5、M6

J	RTV	22	S	750	B	5	90°	1	M2
1	2	3	4	5	6	7	8	9	10

1 Enterprise code J--JIE Drive	**2 Product Code** RTH--Horizontal Gear Units RTHE--Horizontal Two-stage Gearmotors RTV--Vertical Gear Units RTVE--Vertical Two-stage Gearmotors	**3 Output Shaft Diameter** 22--Output Shaft Diameter 18、22、28、32、40、45、50、60	**4 Input module** S--3-Phase motor A--Single-Phase motor AD–AD Coupling AM–AM Coupling	**5 Motor Power** 750W--Motor Power 100W、200W、400W、750W、1500W、3700W、5500W、7500W
6 Brake B--Power-off Brake AB--Manual-release Brake D-DC24V--Power-on Brake	**7 Ratio of Gear Units** 5--Ratio of Gear Units 3、5、10、15、20、25、30、40、45、50、60、70、80、90、100、120、140、180、200	**8 Terminal Box Position** 90° --Terminal Box position (acquiescently not shown) 0° 90° 180° 270°	**9 Coil-out Direction** N--Coil-out Direction (acquiescently not shown) N 1 2 3	**10 Installation Position** M1--Intallation as per M1 in attached picture (acquiescently not shown) M1、M2、M3、M4、M5、M6

4.2. 产品结构
Product Structure

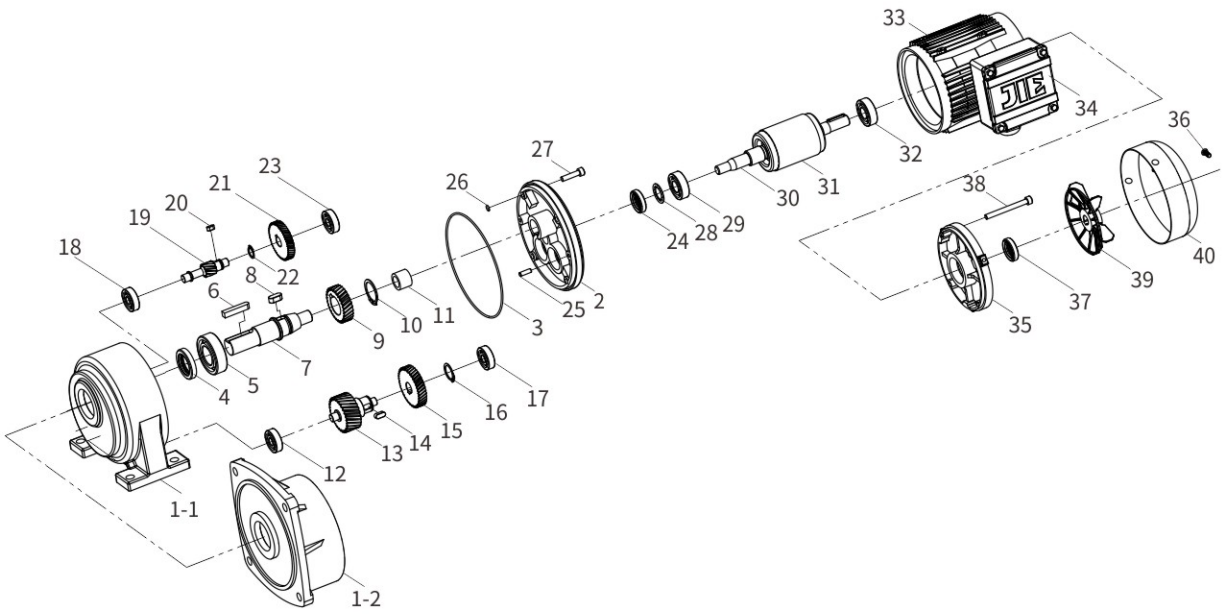

产品结构示意图 Diagram of Product Structure					
序号 Sr. No.	零件名称 Parts Name	序号 Sr. No.	零件名称 Parts Name	序号 Sr. No.	零件名称 Parts Name
1-1	卧式箱体本体Horizongtal housing	14	三级小齿轴键Key of 3RD stage pinion	28	波形弹簧Wave spring
1-2	立式箱体本体Vertical housing	15	二级大齿轮Gear of 2ND stage gear	29	电机轴轴承Bearing of motor shaft
2	电机前端盖Housing cover	16	轴用弹性挡圈 Circlips for bearing	30	电机齿轴Motor shaft
3	O-型圈O of Ring	17	三级齿轴轴承Bearing of 3RD stage pinion	31	转子Rotor
4	输出轴油封Oil seal of output shaft	18	二级齿轴轴承Bearing of 2ND stage pinion	32	电机轴轴承Bearing
5	输出轴轴承Bearing of output shaft	19	二级小齿轴Shaft of 2ND stage pinion	33	线圈总成Coil assembly
6	输出轴键Key of output shaft	20	二级小齿轴键Key of 2ND stage pinion	34	铝接线盒Wire box
7	输出轴Output shaft	21	一级大齿轮Gear of 1ST Stage gear	35	电机后端盖Rear cover
8	三级大齿轴键Key of 3RD stage pinion	22	轴用弹性挡圈 Circlips for bearing	36	风罩螺栓Screw
9	三级大齿轮Gear of 3RD stage gear	23	二级齿轮轴承Bearing of 2ND stage pinion	37	后端盖油封Oil seal
10	轴用弹性挡圈 Circlips for bearing	24	输入轴油封Oil seal of input shaft	38	电机螺栓Bolt
11	输出轴滚针轴承 needle bearing for output shaft	25	定位销Pin	39	风叶Fan
12	二级齿轴轴承Bearing of 2ND stage pinion	26	O-型圈O-ring	40	风罩Fan cover
13	三级小齿轴Pinion of 3RD stage pinion	27	内六角圆柱头螺钉 Hexagon socket cap screw		










五.选型说明

5.1 杰牌传动JRTH、JRTV产品选型表

使用工况：
应用行业：　　设备名称：
环境温度：　　环境湿度：
海拔高度：　　使用场地：□室内 □室外
起停频率：　　运行时间：
负载时间：□15% □25% □40% □60% □100%
现用品牌：　　现用型号：
存在问题：　　需改进项：

产品信息：
包装类：
包装材质：□纸箱 □木箱 □纸箱+木箱　　箱贴唛头：□中文 □英文
相关资料：□合格证 □出厂检验报告 □中文说明书 □英文说明书
附件清单：□空心轴编码器ES □实心轴编码器EV □热敏电阻TF □热保护开关TH
□铂热电阻PT100 □防雨罩C □电加热带STH □无
外观标识类：
油漆颜色：□JMR-01 □JMG-01 □JGB-01 □RAL2002 □RAL5015 □RAL9003 □RAL7045 □RAL7031
防腐等级：□标准 □JS1 □JS2 □JS3 □JS4
铭牌要求：□中文 □英文
安装类：
产品型号：□JRTH □JRTHE □JRTV □JRTVE
安装方式：□M1 □M2 □M3 □M4 □M5 □M6 (见附图)
接线盒角度：□0°□90°□180°□270° (见附图)　出线方向：□N □1 □2 □3 (见附图)
性能类：
传动比：i=　　输出扭矩：　　使用系数：
输入模块：□三相电机 □单相电机 □AD联接盘 □AM联接盘 □其他
额定功率：　　kW　　电机极数：□2 □4 □6 □8
额定电压：□110V □115V □220V □230V □380V □415V □440V
电机基频：□50Hz □60Hz □其他
绝缘等级：□F □H □B　　防护等级：□IP54 □IP55
工作制：□S1 □S3-40%　　启停频次：　次/分
冷却方式：□IC410 □IC411 □IC416
能效能级：□3级（IE2） □2级（IE3） □其他　旋转方向：□顺时针 □逆时针
风机电压：□DC 24V □AC 220V）（1-） □AC 380V（3-）
风机频率：□50Hz □60Hz
制动电压：□DC 24V □AC 220V □AC 380V
释放装置：□手柄释放HR □螺钉释放HF □无　制动器响应：□普通 □快速
释放装置与接线盒角度（从轴伸端看顺时针）：□0°□90°□180°□270°□见附图）
产品型号：

定制信息：
包装类：
外观类：
安装尺寸类：
性能指标类：
售后服务类：

服务信息：
售前服务：
培训咨询：□选型培训 □应用培训 □使用维护
设计选型：□参与设计 □设计校核 □产品选型
需求确认：□工况确认 □产品确认 □服务确认
售中服务：□驻厂全检 □过程抽检 □出厂检验
售后服务：□安装调试 □检测维护 □备品备件

商务信息：
运输方式：
交付地点：
交付时间：
订单数量：
结算价格：

附图：
接线盒位置：

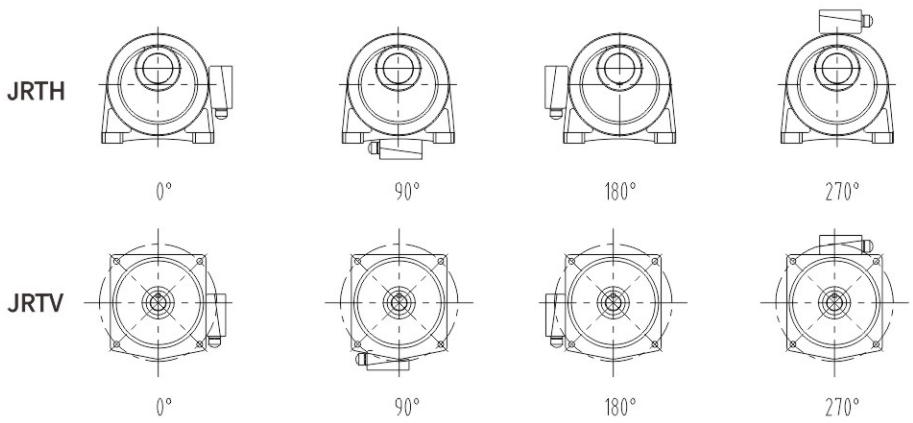

出线方向：

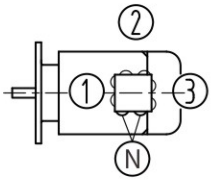

通气器安装位置示意图：

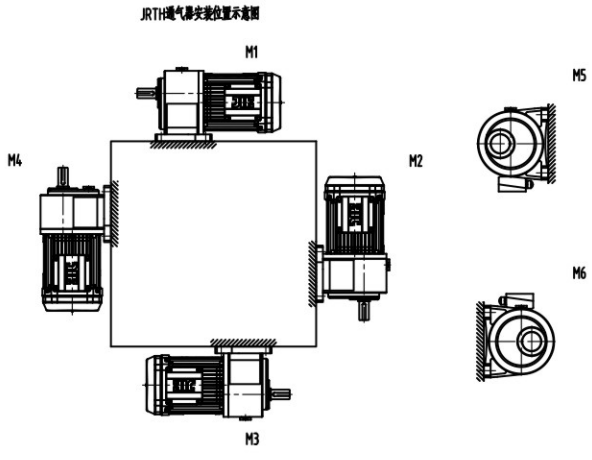

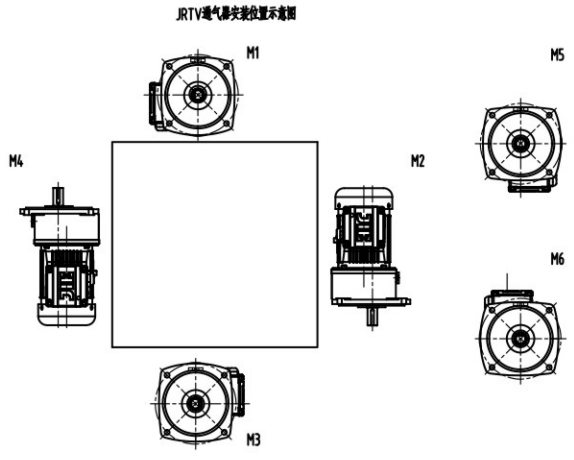

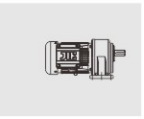
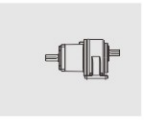
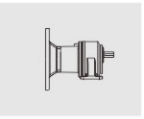
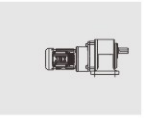

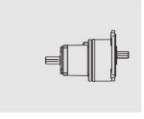
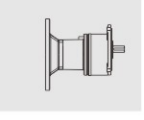
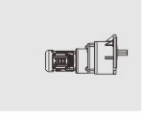

5.2 Selection Table of JIE JRTH/JRTV Products

Application:
Application industry: Equipmen:
Ambient temperature: Ambient humidity:
Altitude: Site: indoor ☐outdoor
Start-stop frequency: Running time:
Load time: ☐15% ☐25% ☐40% ☐60% ☐100%
Brand used currently: Model used currently:
Problem existed if any: Improvement required if any:

Product:
Packaging:
Package Material: ☐Carton ☐Wooden case ☐Both Marks Language: ☐Chinese ☐English
Other Docs: ☐Certificate of conformity ☐Pre-shipment inspection report ☐Operation Manual in Chinese
☐Operation Manual in English
Accessories: ☐Hollow shaft encoder ES ☐Solid shaft encoder EV ☐Thermistor TF
☐Thermal protection switch TH ☐Platinum thermal resistance Pt100 ☐Rain cover C
☐Electric heating tape STH ☐None
Appearance:
Paint color: JMR-01 ☐JMG-01 ☐JGB-01 ☐RAL2002 ☐RAL5015 ☐RAL9003 ☐RAL7045 ☐RAL7031
Nameplate: ☐Chinese ☐English Anti-corrosive grade: ☐Standard ☐JS1 ☐JS2 ☐JS3 ☐JS4
Installation:
Product model: ☐JRTH ☐JRTV ☐JRTHE ☐JRTVE
Mount position: ☐M1 ☐M2 ☐M3 ☐M4 ☐M5 ☐M6(See attached Picture)
Terminal Box Position: ☐0° ☐90° ☐180° ☐270°(See attached Picture)
Coil-out Direction: ☐N ☐1 ☐2 ☐3 (See attached Picture)
Performance Indicators:
Transmission ratio: i= Output torque: Service factor:
Input module: ☐3-phase motor ☐Single-phase motor ☐AD Coupling ☐AM Coupling☐Others
Motor power: kW Poles: ☐2 ☐4 ☐6 ☐8
Rated Voltage: ☐110V ☐115V ☐220V ☐230V ☐380V ☐415V ☐440V
Motor Base Frequency: ☐50Hz ☐60Hz ☐Others
Insulation Grade: ☐F ☐H ☐B IP Grade: ☐IP54 ☐IP55 ☐Ohers
Duty: ☐S1 ☐S3-40% Start-stop frequency: Time/min
Cooling: ☐IC410 ☐IC411 ☐IC416
Energy efficiency grade: ☐IE2 ☐IE3 ☐Othes Rotational Direction: ☐Clockwise ☐Anticlockwise
Fan voltage: ☐DC 24V ☐AC 220V（1～） ☐AC 220V（1～） ☐AC 380V（3～）
Fan frequency: ☐50Hz ☐60Hz
Brake voltage: ☐DC 24V ☐AC 220V ☐AC 380V
Brake release: ☐ Handle release HR ☐ Screw release HF ☐ None Brake response: ☐ Ordinary ☐ Fast
Angle between Release Device & Terminal Box (clockwise from the end of shaft extension):
☐0°☐90°☐180°☐270°(See the attached Picture)
Product model:

Customized information:
Packaging:
Appearance:
Installation dimension:
Performance indicators:
After-sales service:

Service information:
Pre-sales service:
Training consulting: ☐ Type selection training ☐ Application training ☐ Use and maintenance
Design selection: ☐ Participate in design ☐ Design verification ☐ Product selection
Demand confirmation: ☐ Working condition confirmation ☐ Product confirmation ☐ Service confirmation

In-sales service: ☐ On-site full inspection ☐ Process sampling ☐ Ex-factory inspection

After-sales service: ☐ Installation and commissioning☐ Testing and maintenance ☐ Spare parts

Business information:
Transportation:
Delivery place:
Delivery time:
Order quantity:
Price and payment terms:

Attachment:
Terminal Box Position

JRTH

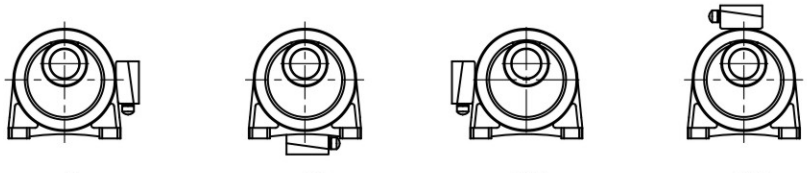

JRTV

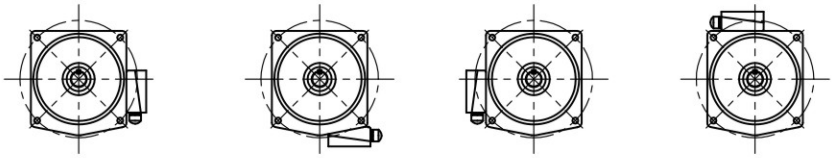

Coil-out Direction:

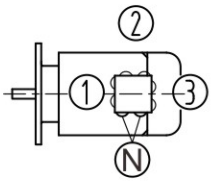

Breather Installation Place:

JRTH MODELS INSTALLATION LOCATION

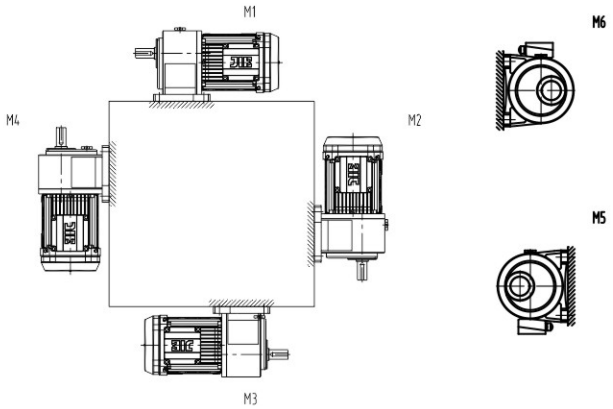

JRTV MODELS INSTALLATION LOCATION

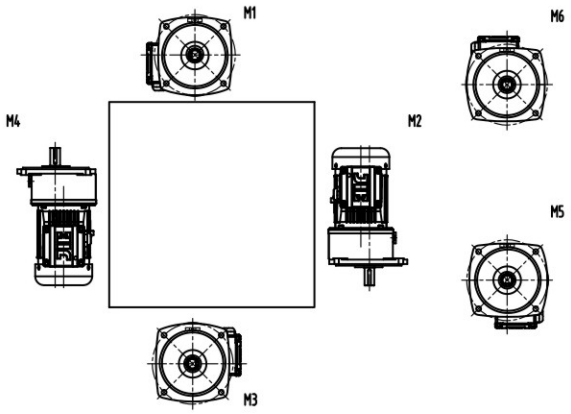

5.3 选型示例
Selection example

基本情况 The basic condition

传动结构 Transmission structure	相关数据 relative data
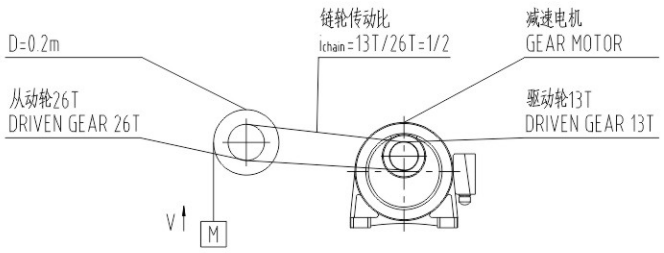	起吊物体重量：M=300kg Total weight of load:M=300kg
	起吊物体速度：V=9.5m/min Speed:V=9.5m/min
	链轮输送传动效率：η_1 =1 Chain transmission efficiency: η_1 =1
	减速机传动效率：η_2 =0.9 Reducer transmission efficiency: η_2=0.9
	运转时间：2小时/日 Operation time：2Hours/Day
	起动次数：1次/分，中等冲击 Times of starting：1 time/min，medium impact
	实用电源：三相220V，50Hz Power：3-phase 220V，50Hz

选型流程 Selection steps

序号 Sr. No.	内容Items	计算公式Computational Formula		计算示例Example
1	传动比 Ratio	由输入轴及输出轴的转速来选定传动比 1.计算链轮转速（N_1） N_1=起吊速度/（链轮直径D·π） 2.计算减速机输出轴转速 $N_2=N_1$/链轮齿数比 3.计算减速机传动比 i=电机转速/减速机输出转速	Based on the revolving speed of Input Shaft & Output Shaft, to confirm the Ratio: 1. Calculate the revolving speed of chain wheel (N_1) N_1=lifting speed/(chain wheel diameter D·π) 2. Calculate the output shaft revolving speed of Gear units $N_2=N_1$/Gear ratio of Chain wheel 3. Calculate the ratio of gear units i=Motor revolving speed/output revolving speed of gear units	1.N_1=V/（D·π） =9.5/（0.2×3.14）=15r/min 2.$N_2=N_1/i_{chain}$=15/（1/2） =30r/min i=1500/30=50
2	计算输出扭矩 Calculate output torque	计算减速机输出扭矩T_1 1.计算重物输出扭矩T_1 T_1=M·链轮半径（链轮直径D/2） 2.计算减速机输出扭矩T T=（$T_1\cdot i_{chain}$）/（$\eta_1\cdot\eta_2$）	Calculate the output torque of gear units T1 1. Calculate the output torque of load T1 T1=M·Chain wheel radius (chain wheel diameter D/2) 2. Calculate the output torque of gear units T	1.T_1=M·D/2 =300×0.2/2=30Nm T=（$T_1\cdot i_{chain}$）/（$\eta_1\cdot\eta_2$） =（30×0.5）/（1×0.9） =16.7Nm
3	修正输出扭矩 Amend output torque	根据使用条件，2小时/日，中等冲击，工况系数K=1.0 计算修正输出扭矩T_2 T_2=输出扭矩·K系数	As per working conditions, 2 hours/day, medium impact, working condition coefficient K=1.0 Calculate Output Torque T_2 T_2=Output torque·K coefficient	T_2=T·K T_2=16.7×1=16.7Nm
4	计算输入功率 Calculate Input Power	换算功率HP HP=修正输出扭矩T_2·输出轴转速N_2/716.2	Convert power HP HP=Amended output torque T_2·Output shaft revolving speed N_2/716.2	HP=16.7×30/716.2=0.7HP

工况系数K选定 working Condition coefficient K

负荷种类 Load type	每天使用时间 Duration of service per day			
	0.5h	2h	8～10h	12～24h
A（均匀负荷） A（Even load）	0.80	0.90	1.00	1.25
B（中等冲击负荷） B（Medium impact load）	0.90	1.00	1.25	1.50
C（较大冲击负荷） C（Severe load）	1.00	1.25	1.50	1.75

六. 技术参数
Technical Parameters
6.1 输出扭矩表
Output Torque

传动比 Ratio	输出转速 Output R.P.M		输出扭矩 Output torque（Nm）																	
			0.1kW		0.2kW		0.4kW		0.75kW		1.5kW		2.2kW		3.7kW		5.5kW		7.5kW	
	50Hz	60Hz	50Hz	60Hz	50Hz	60Hz	50Hz	60Hz	50Hz	60Hz	50Hz	60Hz	50Hz	60Hz	50Hz	60Hz	50Hz	60Hz	50Hz	60Hz
3	500	600	1.90	1.60	3.70	3.10	7.0	6.0	13.0	11.0	26.0	22.0	38.0	32.0	60.0	55.0	98.0	90.0	134.0	109.0
5	300	360	3.10	2.60	6.20	5.20	12.0	10.0	22.0	19.0	45.0	38.0	67.2	56.0	110.0	100.0	164.0	133.0	224.0	182.0
10	150	180	6.20	5.20	12.4	10.4	24.0	20.0	45.0	38.0	91.0	76.0	137.0	112.0	220.0	200.0	329.0	267.0	448.0	364.0
15	100	120	9.10	7.60	18.0	15.0	36.0	30.0	68.0	57.0	135.0	113.0	201.0	168.0	326.0	298.0	503.0	400.0	673.0	546.0
20	75	90	12.0	10.0	24.0	20.0	48.0	40.0	90.0	75.0	181.0	151.0	268.0	224.0	436.0	360.0	658.0	534.0	897.0	728.0
25	60	72	14.0	12.0	30.0	25.0	60.0	50.0	112.0	94.0	226.0	189.0	336.0	280.0	539.0	495.3	823.0	667.0	1222.0	91.0
30	50	60	18.0	15.0	36.0	30.0	72.0	60.0	135.0	113.0	271.0	226.0	403.0	336.0	647.0	588.0	987.0	801.0	1346.0	1092
40	37	45	22.0	19.0	46.0	39.0	93.0	78.0	175.0	146.0	349.0	291.0	520.0	434.0	863.0	784.0	1310.0	1068.0	1795.0	1456
45	33	40	27.0	22.0	54.0	44.0	109.0	91.0	206.0	170.0	411.0	340.0	598.0	496.0	985.0	817.0	1481.0	1201.0	2020.0	1638
50	30	36	28.0	24.0	57.0	48.0	116.0	97.0	219.0	183.0	436.0	364.0	651.0	543.0	1070.0	970.0	1644.0	1335.0	2444.0	1820
60	25	30	34.0	29.0	69.0	58.0	139.0	116.0	262.0	219.0	524.0	437.0	781.0	651.0	1270.0	1150.0	1975.0	1602.0	2693.0	2185
70	21	25	43.0	36.0	80.0	68.0	162.0	135.0	315.0	263.0	624.0	520.0	925.0	771.0	/	/	2304.0	1809.0	/	/
80	19	23	48.0	40.0	92.0	77.0	184.0	154.0	355.0	296.0	708.0	590.0	1050.0	875.0	/	/	2633.0	2136.0	/	/
90	17	20	52.0	44.0	103.0	86.0	207.0	173.0	393.0	328.0	771.0	643.0	1130.0	943.0	/	/	2963.0	2403.0	/	/
100	15	18	58.0	49.0	115.0	96.0	230.0	192.0	432.0	360.0	837.0	698.0	1260.0	1050.0	/	/	3292.0	2670.0	/	/
120	12	15	69.0	58.0	138.0	115.0	277.0	231.0	518.0	432.0	1010.0	837.0	/	/	/	/	/	/	/	/
140	11	13	80.0	67.0	160.0	134.0	320.0	267.0	597.0	498.0	/	/	/	/	/	/	/	/	/	/
160	9	11	91.0	76.0	183.0	153.0	363.0	303.0	680.0	567.0	/	/	/	/	/	/	/	/	/	/
180	8	10	103.0	86.0	207.0	173.0	408.0	340.0	768.0	640.0	/	/	/	/	/	/	/	/	/	/
200	7	9	116.0	97.0	229.0	191.0	432.0	360.0	828.0	690.0	/	/	/	/	/	/	/	/	/	/

6.2 JRTH卧式附三相、单相铝壳（制动）齿轮减速电机
JRTH Horizontal gearmotors with 3-phase/Single-phase aluminum cover (brake)

功率 Power(kW)	传动比 Ratio	本体 Base Code	型号 Size(S)	A	A1	A2	D	E	F	G	H	L	J	K	M	M1	X	Y	Z
100W (1/8HP)	3～50	1#	18	250	250	250	40	110	135	65	9	10	16	50	133	127	138	88.5	120
	60～200	2#	22	280	280	280	65	130	158	90	11	13	17.5	60	133	127	152	97.5	120
200W (1/4HP)	3～10	1#	18	285	280	285	40	110	135	65	9	10	16	50	133	127	138	88.5	120
	15～90	2#	22	315	310	315	65	130	158	90	11	13	17.5	60	133	127	152	97.5	120
	100～200	3#	28	350	340	350	90	140	178	120	11	17	23	68	133	127	178	116	120
400W (1/2HP)	3～10	2#	22	330	360	330	65	130	158	90	11	13	17.5	60	167	167	152	97.5	135
	15～90	3#	28	360	390	360	90	140	178	120	11	17	23	68	167	167	178	116	135
	100～200	4#	32	395	425	395	130	170	210	165	13	23	30	70	167	167	212	140	135
750W (1HP)	3～25	3#	28	380	410	380	90	140	178	120	11	17	23	68	167	167	178	116	135
	30～120	4#	32	410	445	410	130	170	210	165	13	23	30	70	167	167	212	140	135
	125～200	5#	40	465	500	465	150	210	265	198	15	24	36	89	167	167	250	162	135
1500W (2HP)	3～30	4#	32	450	450	450	130	170	210	165	13	23	30	70	192	177	212	140	146
	40～100	5#	40	510	500	510	150	210	265	198	15	24	36	89	192	177	250	162	146
	110～180	6#	50	560	560	560	170	265	325	238	18	31.5	51	120	192	177	308	200	146
2200W (3HP)	3～40	5#	40	530	/	530	150	210	265	198	15	24	36	89	212	/	250	162	160
	45～100	6#	50	590	/	590	170	265	325	238	18	31.5	51	120	212	/	308	200	160
3700W (5HP)	3～10	5#	40	570	/	570	150	210	265	198	15	24	36	89	212	/	250	162	160
	15～60	6#	50	630	/	630	170	265	325	238	18	31.5	51	120	212	/	308	200	160
5500W (7.5HP)	5～10	7#	45	545	/	585	200	250	310	235	15	30	42.2	93	250	/	265	175	178
	11～30	8#	50	579	/	619	170	265	330	220	19	30	51.7	104	250	/	315	200	178
	31～60	8#	50	579	/	619	170	265	330	220	19	30	51.7	104	250	/	315	200	178
	61～100	8#	60	589	/	629	170	265	330	220	19	30	51.7	115	250	/	315	200	178
7500W (10HP)	5～10	8#	50	619	/	659	170	265	330	220	19	30	51.7	104	250	/	315	200	178
	11～30	8#	60	629	/	669	170	265	330	220	19	30	51.7	115	250	/	315	200	178
	31～60	8#	60	629	/	669	170	265	330	220	19	30	51.7	115	250	/	315	200	178

	型号 Szie(S)	输出轴 Output Shaft		键槽 Keyway			键 Key
		S h6	P	W	T	Q	SPEC
输出轴尺寸 Output shaft size	18	Φ18	30	5	20.2	27	5×5×27
	22	Φ22	40	7	25	35	7×7×35
	28	Φ28	45	7	31.1	40	7×7×40
	32	Φ32	55	10	35.5	50	10×8×50
	40	Φ40	65	10	43.5	60	10×8×60
	45	Φ45	75	12	48.5	70	12×8×70
	50	Φ50	80	14	54	75	14×9×75
	60	Φ60	90	15	63.5	85	15×10×85



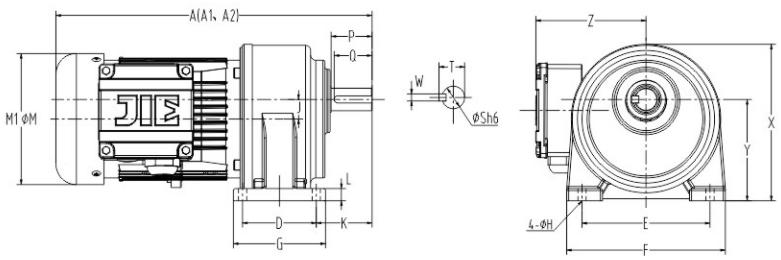

备注：A：三相铝壳电机
3-Phase motor with aluminum cover.
A2：三相电机附制动器
3-Phase motor with brake.
A1、M1：单相铝壳电机
Single-Phase motor with aluminum cover.

6.3 JRTV立式附三相、单相铝壳（制动）齿轮减速电机
JRTV Vertical Gearmotors With 3-phase/single-phase Aluminum Cover (brake)

功率 Power(kW)	传动比 Ratio	本体 Base Code	型号 Size(s)	A	A1	A2	D	E	F	G	H	L	J	K	M	M1	Y	Z
100W (1/8HP)	3～50	1#	*18	250	245	250	50	140	120	120	9	12	16	38.5	133	127	6	120
	60～200	2#	22	280	280	280	148	185	175	165	11	12	17.5	48	133	127	3	120
200W (1/4HP)	3～10	1#	*18	285	280	285	50	140	120	120	9	12	16	38.5	133	127	6	120
	15～90	2#	22	315	310	315	148	185	175	165	11	12	17.5	48	133	127	3	120
	100～200	3#	28	350	340	350	170	220	205	195	12	13	23	58	133	127	3	120
400W (1/2HP)	3～10	2#	22	330	360	330	148	185	175	165	11	12	17.5	48	167	167	3	135
	15～90	3#	28	360	390	360	170	220	205	195	12	13	23	58	167	167	3	135
	100～200	4#	32	395	425	395	185	255	248	225	15	16	30	65	167	167	3	135
750W (1HP)	3～25	3#	28	380	410	380	170	220	205	195	12	13	23	58	167	167	3	135
	30～120	4#	32	410	445	410	185	255	248	225	15	16	30	65	167	167	3	135
	125～200	5#	40	465	500	465	230	310	291	272	15	21	36	85	167	167	5	135
1500W (2HP)	3～30	4#	32	450	450	450	185	255	248	225	15	16	30	65	192	177	3	146
	40～100	5#	40	510	500	510	230	310	291	272	15	21	36	85	192	177	5	146
	110～180	6#	50	560	560	560	280	390	372	342	18	25	51	92	192	177	5	146
2200W (3HP)	3～40	5#	40	530	/	530	230	310	291	272	15	21	36	85	212	/	5	160
	45～100	6#	50	590	/	590	280	390	372	342	18	25	51	92	212	/	5	160
3700W (5HP)	3～10	5#	40	570	/	570	230	310	291	272	15	21	36	85	212	/	5	160
	15～60	6#	50	630	/	630	280	390	372	342	18	25	51	92	212	/	5	160
5500W(7.5HP)	3～10	7#	45	555	/	555	230	345	312	290	19	25	42.2	88.5	252	/	5	183

注：型号里面打*属于B型输出法兰 "*" with B type output flange.

	型号 Size(S)	输出轴 Output Shaft		键槽 Keyway			键 Key
		S h6	P	W	T	Q	SPEC
输出轴尺寸 Output shaft size	18	φ18	30	5	20.2	27	5×5×27
	22	φ22	40	7	25	35	7×7×35
	28	φ28	45	7	31.1	40	7×7×40
	32	φ32	55	10	35.5	50	10×8×50
	40	φ40	65	10	43.5	60	10×8×60
	45	φ45	75	12	48.5	70	12×8×70
	50	φ50	80	14	54	75	14×9×75



B型输出法兰

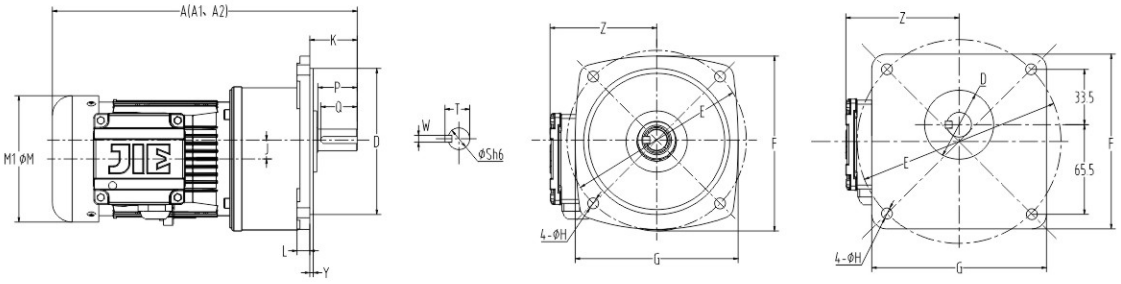

备注：A：三相铝壳电机
3-Phase motor with aluminum cover.
A2：三相电机附制动器
3-Phase motor with brake.
A1、M1：单相铝壳电机
Single-Phase motor with aluminum cover.

6.4 JRTHE卧式双级附三相、单相铝壳（制动）齿轮减速电机
JRTHE Horizontal Dual-gearmotors with 3-phase/Single-phase aluminum cover (brake)

功率 Power(kW)	传动比 Ratio	本体 Base Code	型号 Size(S)	A	A1	A2	D	E	F	G	H	L	J	K	M	X	Y	Z
100W(1/8HP)	250～1800	1#+3#	28	375	375	375	90	140	178	120	11	17	39	68	133	178	116	120
200W(1/4HP)	250～1800	2#+4#	32	460	460	460	130	170	210	165	13	23	47.5	70	133	212	140	120
400W(1/2HP)	250～1800	3#+5#	40	550	550	550	150	210	265	198	15	24	59	89	167	250	162	135
750W(1HP)	250～1800	3#+6#	50	620	620	620	170	265	325	238	18	31.5	74	120	167	308	200	135
1500W(2HP)	250～1800	4#+6#	50	690	690	690	170	265	325	238	18	31.5	81	120	192	308	200	146

	型号 Size(S)	输出轴 Shaft		键槽 Keyway			键 Key
		S h6	P	W	T	Q	SPEC
输出轴尺寸 Output shaft size	28	ϕ28	45	7	31.1	40	7×7×40
	32	ϕ32	55	10	35.5	50	10×8×50
	40	ϕ40	65	10	43.5	60	10×8×60
	50	ϕ50	80	14	54	75	14×9×75



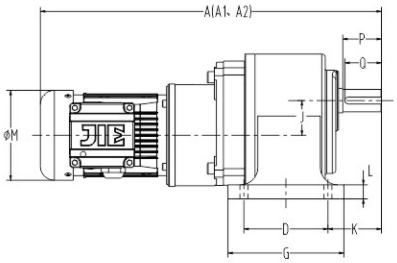

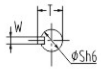

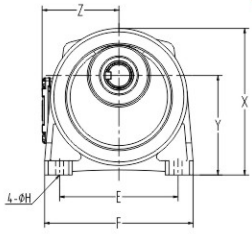

6.5 JRTVE立式双级附三相、单相铝壳（制动）齿轮减速电机
JRTVE Vertical Dual-gearmotors with 3-phase/ Single-phase aluminum cover (brake)

功率 Power(kW)	传动比Ratio	本体 Base Code	型号 Size(S)	A	A1	A2	D	E	F	G	H	L	J	K	M	Y	Z
100W(1/8HP)	250～1800	1#+3#	28	375	375	375	170	220	205	195	12	13	39	58	133	3	120
200W(1/4HP)	250～1800	2#+4#	32	460	460	460	185	255	248	225	15	16	47.5	65	133	3	120
400W(1/2HP)	250～1800	3#+5#	40	550	550	550	230	310	291	272	15	21	59	85	167	5	135
750W(1HP)	250～1800	3#+6#	50	620	620	620	280	390	372	342	18	25	74	92	167	5	135
1500W(2HP)	250～1800	4#+6#	50	690	690	690	280	390	372	342	18	25	81	92	192	5	146

	型号 Size(S)	输出轴 Output Shaft		键槽 Keyway			键 Key
		S h6	P	W	T	Q	SPEC
输出轴尺寸 Output shaft size	28	ϕ28	45	7	31.1	40	7×7×40
	32	ϕ32	55	10	35.5	50	10×8×50
	40	ϕ40	65	10	43.5	60	10×8×60
	50	ϕ50	80	14	54	75	14×9×75



适用机型 Applicable models：JRTH..S，JRTH..ST，JRTH..SB，JRTH..STB，JRTV..S，JRTV..SB,JRTV..STB

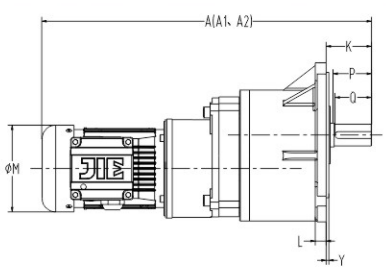



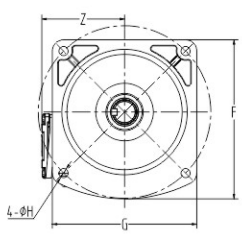

6.6 JRTH卧式AM齿轮减速机
JRTH Horizontal AM Gear Units

功率 Power(KW)	传动比 Ratio	型号 Size(S)	A	B	C	D	E	F	G	H	I	J	K	L	N	X	Y	Z
200W (1/4HP)	3～10	18	160	110	130	40	110	135	65	9	55	16	50	10	160	138	88.5	M8
	15～90	22	195	110	130	65	130	158	90	11	55	17.5	60	13	160	152	97.5	M8
	100～200	28	225	110	130	90	140	178	120	11	55	23	68	17	160	178	116	M8
400W (1/2HP)	3～10	22	195	110	130	65	130	158	90	11	55	17.5	60	13	160	152	97.5	M8
	15～90	28	225	110	130	90	140	178	120	11	55	23	68	17	160	178	116	M8
	100～200	32	255	110	130	130	170	210	165	13	55	30	70	23	160	212	140	M8
750W (1HP)	3～25	28	250	130	165	90	140	178	120	11	82	23	68	17	200	178	116	M10
	30～120	32	285	130	165	130	170	210	165	13	82	30	70	23	200	212	140	M10
	125～200	40	335	130	165	150	210	265	198	15	82	36	89	24	200	250	162	M10
1500W (2HP)	3～30	32	285	130	165	130	170	210	165	13	82	30	70	23	200	212	140	M10
	40～100	40	335	130	165	150	210	265	198	15	82	36	89	24	200	250	162	M10
2200W (3HP)	3～40	40	355	180	215	150	210	265	198	15	105	36	89	24	250	250	162	M12
	45～100	50	410	180	215	170	265	325	238	18	105	51	120	31.5	250	308	200	M12
3700W (5HP)	3～10	40	355	180	215	150	210	265	198	15	105	36	89	24	250	250	162	M12
	15～60	50	410	180	215	170	265	325	238	18	105	51	120	31.5	250	308	200	M12

输入轴尺寸 Input shaft size	功率 Power(kW)	输入轴 Input Shaft	键槽 Keyway	
		S1 h6	W1	T1
	1/4HP	ϕ11	4	12.8
	1/2HP	ϕ14	5	16.3
	1HP	ϕ19	6	21.8
	2HP	ϕ24	8	27.3
	3HP	ϕ28	8	31.3
	5HP	ϕ28	8	31.3

输出轴尺寸 Output shaft size	型号 Size(S)	输出轴 Output Shaft		键槽 Keyway			键 Key
		S h6	P	W	T	Q	SPEC
	18	ϕ18	30	5	20.2	27	5×5×27
	22	ϕ22	40	7	25	35	7×7×35
	28	ϕ28	45	7	31.1	40	7×7×40
	32	ϕ32	55	10	35.5	50	10×8×50
	40	ϕ40	65	10	43.5	60	10×8×60
	50	ϕ50	80	14	54	75	14×9×75

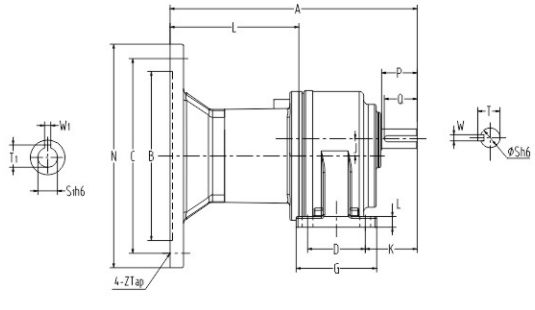

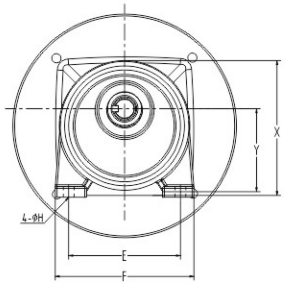



6.7 JRTV立式AM齿轮减速机
JRTV Verical AM Gear Units

功率 Power(KW)	传动比 Ratio	型号 Size(S)	A	B	C	D	E	F	G	H	I	J	K	L	N	Y	Z
200W (1/4HP)	3～10	*18	160	110	130	50	140	120	120	9	55	16	38.5	12	160	6	M8
	15～90	22	195	110	130	148	185	175	165	11	55	17.5	48	12	160	3	M8
	100～200	28	225	110	130	170	220	205	195	12	55	23	58	13	160	3	M8
400W (1/2HP)	3～10	22	195	110	130	148	185	175	165	11	55	17.5	48	12	160	3	M8
	15～90	28	225	110	130	170	220	205	195	12	55	23	58	13	160	3	M8
	100～200	32	255	110	130	185	255	248	225	15	55	30	65	16	160	3	M8
750W (1HP)	3～25	28	250	130	165	170	220	205	195	12	82	23	58	13	200	3	M10
	30～120	32	285	130	165	185	255	248	225	15	82	30	65	16	200	3	M10
	125～200	40	335	130	165	230	310	291	272	15	82	36	85	21	200	5	M10
1500W (2HP)	3～30	32	285	130	165	185	255	248	225	15	82	30	65	16	200	3	M10
	40～100	40	335	130	165	230	310	291	272	15	82	36	85	21	200	5	M10
2200W (3HP)	3～40	40	355	180	215	230	310	291	272	15	105	36	85	21	250	5	M12
	45～100	50	410	180	215	280	390	372	342	18	105	51	92	25	250	5	M12
3700W (5HP)	3～10	40	355	180	215	230	310	291	272	15	105	36	85	21	250	5	M12
	15～60	50	410	180	215	280	390	372	342	18	105	51	92	25	250	5	M12

注：型号里面打*属于B型输出法兰 "*" with B type output flange.

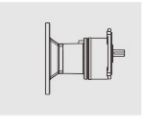

输入轴尺寸 Input shaft size	功率 Power(kW)	输入轴 Input Shaft	键槽 Keyway	
		S1 h6	W1	T1
	1/4HP	Φ11	4	12.8
	1/2HP	Φ14	5	16.3
	1HP	Φ19	6	21.8
	2HP	Φ24	8	27.3
	3HP	Φ28	8	31.3
	5HP	Φ28	8	31.3

输出轴尺寸 Output shaft size	型号 Size(S)	输出轴 Output Shaft		键槽 Keyway			键 Key
		S h6	P	W	T	Q	SPEC
	18	Φ18	30	5	20.2	27	5×5×27
	22	Φ22	40	7	25	35	7×7×35
	28	Φ28	45	7	31.1	40	7×7×40
	32	Φ32	55	10	35.5	50	10×8×50
	40	Φ40	65	10	43.5	60	10×8×60
	50	Φ50	80	14	54	75	14×9×75



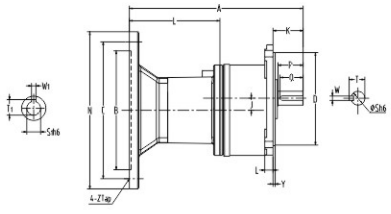

B型输出法兰

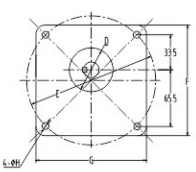

6.8 JRTH卧式AD齿轮减速机
JRTH Horizontal AD Gear Units

功率Power(kW)	传动比 Ratio	型号 Size(S)	A	D	E	F	G	H	J	K	L	M	X	Y
100W (1/8HP)	3～50	18	165	40	110	135	65	9	16	50	10	72.5	138	88.5
	60～200	22	195	65	130	158	90	11	17.5	60	13	80	152	97.5
	3～10	18	165	40	110	135	65	9	16	50	10	72.5	138	88.5
200W (1/4HP)	15～90	22	195	65	130	158	90	11	17.5	60	13	80	152	97.5
	100～200	28	260	90	140	178	120	11	23	68	17	93	178	116
	3～10	22	235	65	130	158	90	11	17.5	60	13	80	152	97.5
400W (1/2HP)	15～90	28	265	90	140	178	120	11	23	68	17	93	178	116
	100～200	32	300	130	170	210	165	13	30	70	23	110	212	140
	3～25	28	275	90	140	178	120	11	23	68	17	93	178	116
750W (1HP)	30～120	32	310	130	170	210	165	13	30	70	23	110	212	140
	125～200	40	365	150	210	265	198	15	36	89	24	126	250	162
1500W (2HP)	3～30	32	320	130	170	210	165	13	30	70	23	110	212	140
	40～100	40	375	150	210	265	198	15	36	89	24	126	250	162
2200W (3HP)	3～40	40	390	150	210	265	198	15	36	89	24	126	250	162
	45～100	50	450	170	265	325	238	18	51	120	31.5	149	308	200
3700W (5HP)	3～10	40	390	150	210	265	198	15	36	89	24	126	250	162
	15～60	50	450	170	265	325	238	18	51	120	31.5	149	308	200

输入轴尺寸 Input shaft size	功率 Power(kW)	输入轴 Input Shaft		键槽 Keyway			键 Key
		S1 h6	P1	W1	T1	Q1	SPEC
	0.1/0.2	Φ14	25	5	16.2	22	5×5×22
	0.4	Φ16	30	5	18.2	27	5×5×27
	0.75	Φ19	40	6	21.7	35	6×6×35
	1.5	Φ24	50	8	27.1	45	8×7×45
	2.2	Φ28	55	8	31.1	50	8×7×50
	3.7	Φ28	55	8	31.1	50	8×7×50

输出轴尺寸 Output shaft size	型号 Size(S)	输出轴 Output Shaft		键槽 Keyway			键 Key
		S h6	P	W	T	Q	SPEC
	18	Φ18	30	5	20.2	27	5×5×27
	22	Φ22	40	7	25	35	7×7×35
	28	Φ28	45	7	31.1	40	7×7×40
	32	Φ32	55	10	35.5	50	10×8×50
	40	Φ40	65	10	43.5	60	10×8×60
	50	Φ50	80	14	54	75	14×9×75

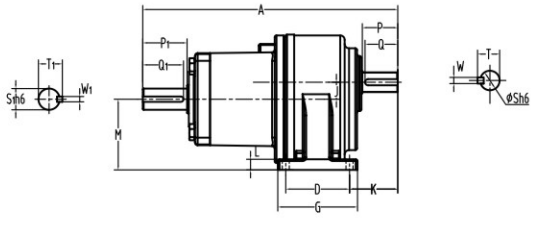



6.9 JRTH立式AD齿轮减速机
JRTH Horizontal AD Gear Units

功率Power(kW)	传动比 Ratio	型号 Size(S)	A	D	E	F	G	H	J	K	L	Y
100W (1/8HP)	3～50	*18	165	50	140	120	120	9	16	38.5	12	6
	60～200	22	195	148	185	175	165	11	17.5	48	12	3
	3～10	*18	165	50	140	120	120	9	16	38.5	12	6
200W (1/4HP)	15～90	22	195	148	185	175	165	11	17.5	48	12	3
	100～200	28	260	170	220	205	195	12	23	58	13	3
	3～10	22	235	148	185	175	165	11	17.5	48	12	3
400W (1/2HP)	15～90	28	265	170	220	205	195	12	23	58	13	3
	100～200	32	300	185	255	248	225	15	30	65	16	3
	3～25	28	275	170	220	205	195	12	23	58	13	3
750W (1HP)	30～120	32	310	185	255	248	225	15	30	65	16	3
	125～200	40	365	230	310	291	272	15	36	85	21	5
1500W (2HP)	3～30	32	320	185	255	248	225	15	30	65	16	3
	40～100	40	375	230	310	291	272	15	36	85	21	5
2200W (3HP)	3～40	40	390	230	310	291	272	15	36	85	21	5
	45～100	50	450	280	390	372	342	18	51	92	25	5
3700W (5HP)	3～10	40	390	230	310	291	272	15	36	85	21	5
	15～60	50	450	280	390	372	342	18	51	92	25	5

注：型号里面打*属于B型输出法兰 "*" with B type output flange.

	功率 Power(kW)	输入轴 Input Shaft		键槽 Keyway			键 Key
		S1 h6	P1	W1	T1	Q1	SPEC
输入轴尺寸 Input shaft size	0.1/0.2	Φ14	25	5	16.2	22	5×5×22
	0.4	Φ16	30	5	18.2	27	5×5×27
	0.75	Φ19	40	6	21.7	35	6×6×35
	1.5	Φ24	50	8	27.1	45	8×7×45
	2.2	Φ28	55	8	31.1	50	8×7×50
	3.7	Φ28	55	8	31.1	50	8×7×50

	型号 Size(S)	输出轴 Output Shaft		键槽 Keyway			键 Key
		S h6	P	W	T	Q	SPEC
输出轴尺寸 Output shaft size	18	Φ18	30	5	20.2	27	5×5×27
	22	Φ22	40	7	25	35	7×7×35
	28	Φ28	45	7	31.1	40	7×7×40
	32	Φ32	55	10	35.5	50	10×8×50
	40	Φ40	65	10	43.5	60	10×8×60
	50	Φ50	80	14	54	75	14×9×75

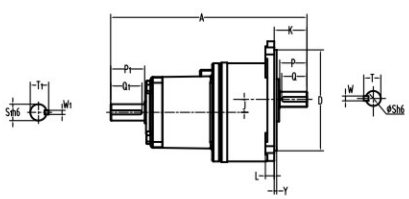

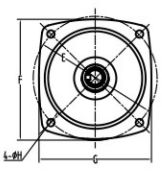

B型输出法兰

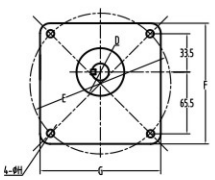



七. 注意事项
Notices

7.1电机规范
Motor specification

标准电机规范表
Specification Table Of Standard Motor

内容Item	三相交流电机 3-Phase AC motor		单相交流电机 Single-phase AC motor	
防护等级 Protection Grade	全密闭外扇型 IP54 Totally-enclosed fan-cooling type		半密闭外扇型 Semi-enclosecd fan-cooling type	
外壳材质 Housing material	0.1～3.7kW	铝合金 Aluminium alloy	0.1～1.5kW	铸铁 Cast iron
	0.1～3.7kW	铸铁 Cast iron	0.1～1.5kW	铝合金 Aluminium alloy
启动方式 Starting model	全压启动 Full-pressure Starting		0.1～0.2kW	运转电容启动 By running capacitor
			0.4～1.5kW	启动电容启动+离心开关 By capacitor & Centrifugal switch
定格Operation condition	连续运转 Continuous running			
绝缘等级 Insulation Grade	F-绝缘 Grade F-Insulation			
适用环境 Applied environment	温度：-10°C～+40°C (Temperature: -10°C～+40°C) 湿度：≤90%以下 (Humidity: ≤90%)			
适用电压 Applied voltage	50Hz	220V、230V、240V、380V、400V、415V、440V	50Hz	110V、115V、200V、220V、230V
	60Hz	220V、240V、380V、415V、440V、460V、480V、600V	60Hz	110V、220V、240V
适用极数 Applied Poles	2P、4P、6P、8P		4P	
输入转数（4P）Input rotation	50Hz	1360～1430RPM	50Hz	1340～1400RPM
	60Hz	1640～1740RPM	60Hz	1610～1720RPM
依据标准 Applied standards	国家/国际标准 (CN/International Spec.)IEC-34、CNS-10919			
海拔 Altitude (m)	≤1000m			
接线盒 Terminal box	根据客户使用要求，有IP55级铝合金、防水型接线盒及不锈钢接线盒 Optional IP55 Aluminium Terminal Box, Water-proof Terminal Box & Stainless Steel Terminal Box are available.			

单相电压全负载电流值
Current Value Of Single-phase Voltage Under Full Loading

输出功率 Output Power	50HZ-4P			60HZ-4P		
	110V	220V	RPM	110V	220V	RPM
100W	4.00	2.00	1410	3.80	1.90	1720
200W	5.00	2.50	1410	4.60	2.30	1720
400W	8.40	4.20	1420	7.80	3.90	1730
750W	14.2	7.10	1420	12.9	6.4	1730
1500W	26.0	13.0	1430	23.4	11.7	1740

单相电机电容器规格
Capacitor Specification Of Single-phase Motor

输出功率 Output Power	运转电容（文电型） Running capacitance (Non-Centrifugal type)	启动电容（离心开关型） Starting capacitance (Centrifugal switch type)	运转电容+启动电容（离心开关型） Running & Starting capacitance (Centrifugal switch type)
100W	10μF-450V	/	/
200W	16μF-450V	125μF-250V	/
400W	30μF-450V	/	30μF-450V+200μF-250V
750W	35μF-450V	/	35μF-450V+300μF-250V
1500W	/	/	50μF-450V+400μF-250V

立式标准IEC三相铝壳（制动）电机
Vertical 3–Phase IEC motor with Aluminium cover (brake)

电机功率 Motor Power	基座号 Base No.	A	A1	D	E	F	H	K	M	P	Sh6	T	W	Y	重量(kg) Weight
100W 1/8HP	/	210	210	95	115	140	10	23	133	20	11	12.5	4	3.5	4.4
200W 1/4HP	63	240	240	95	115	140	10	23	133	20	11	12.5	4	3.5	5.9
450W 1/2HP	71	290	290	110	130	160	10	30	143	25	14	16	5	3.5	10.6
750W 1HP	80	285	285	130	165	200	12	40	167	35	19	21.5	6	3.5	13
1500W 2HP	90L	370	370	130	165	200	12	50	192	45	24	27	8	3.5	21.5
2200W 3HP	100L	410	410	180	215	250	14.5	60	220	50	28	31	8	4	28
3700W 5HP	112L	450	450	180	215	250	14.5	60	220	50	28	31	8	4	34.5

A1为三相带制动电机尺寸
A1: the size of the 3–phase motor with brake

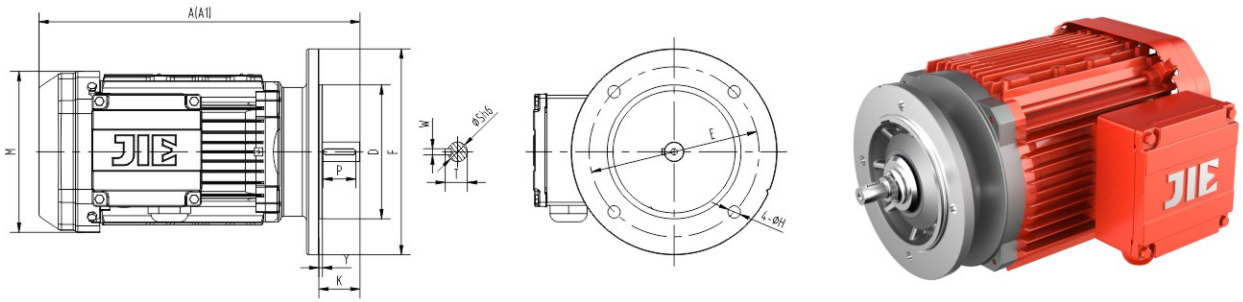

三相电压全负载电流值
Current Value under 3-phase & Full-load

输出功率 Output Power	50Hz-4P					60Hz-4P				
	220V	380V	415V	440V	RPM	230V	380V	440V	460V	RPM
100W	0.60	0.40	0.32	0.30	1410	0.60	0.35	0.30	0.29	1720
200W	1.15	0.67	0.61	0.58	1410	1.10	0.63	0.55	0.52	1720
400W	2.14	1.24	1.13	1.07	1420	1.90	1.10	0.95	0.91	1730
750W	3.67	2.13	1.94	1.84	1420	3.40	1.96	1.70	1.63	1730
1500W	6.59	3.82	3.49	3.30	1430	6.10	3.53	3.05	2.92	1740
2200W	8.94	5.18	4.74	4.47	1430	8.70	5.04	4.35	4.16	1745
3700W	13.85	8.03	7.34	6.93	1440	13.5	7.82	6.75	6.46	1745
5500W	20.8	12.0	/	/	1420	20.8	12.0	/	/	1730
7500W	26.0	15.0	/	/	1420	23.9	13.8	/	/	1730

接线方式Connection mode

三相电机/制动器接线方式
Connecting models for 3-phase motor with brake

三相六条电机电源线
Six wires

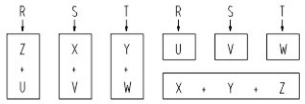

低压 Low volt　高压High vlot

三相九条电机电源线
Nine wires

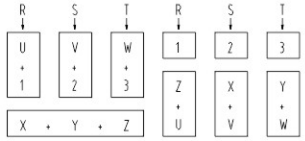

低压 Low volt　高压High vlot

三相九条电机电源线附交流制动器
Nine wires with AC brake

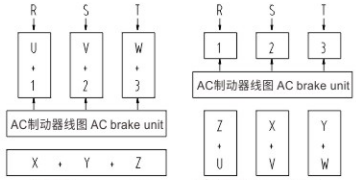

低压 Low volt　高压High vlot

三相六条电机电源线附交流制动器
Six wires with AC brake

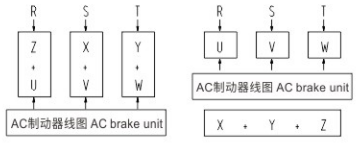

低压 Low volt　高压High vlot

六条电机电源线附直流制动器
Six wires with DC brake

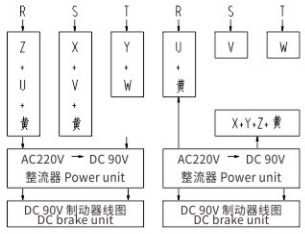

低压 Low volt　高压High vlot

九条电机电源线附直流制动器
Nine wires with DC brake

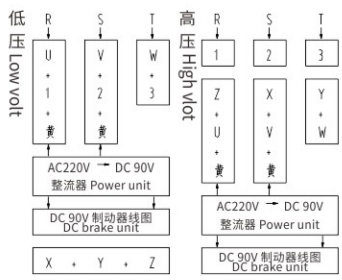

单相电机/制动器接线方式
Connecting models for single-phase motor with brake

单相低压 110V
LOW VOLT
GE-110V

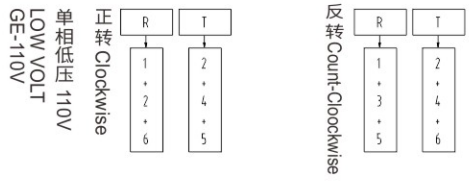

单相高压220V
HIGH VOLT GE-220V
with DC brake unit



单相低压110V附直流制动器
LOW VOLT GE-110V
with DC brake unit

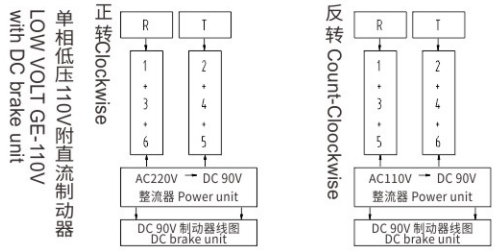

单相高压220V附直流制动器
HIGH VOLT GE-220V
with DC brake unit

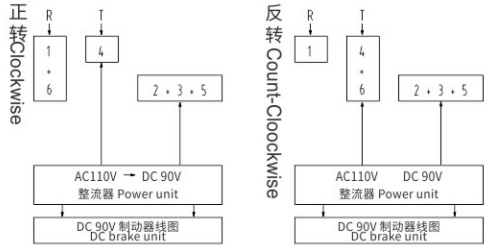

加温控接线方式
Connecting models for Thermostat

三相电机加温控接线图
3-Phsae thermostat
wiring diagram

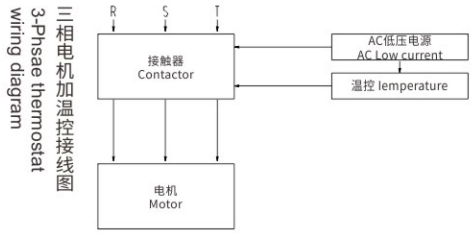

单相电机加温控接线圈
1-PHSAE THERMOSTAT
WIRING DIAGRAM

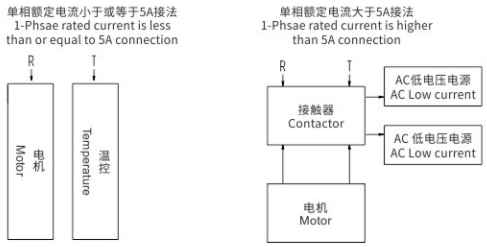

7.2 电机接线盒位置和出线方向
Terminal Box Position & Coil–out Direction

电机接线盒从输出轴看（如图），位置分别表示为0°,90°,180或270°，出线方向也可以进行选择（如图），分别表示为 "Normal" , "1" , "2" 或 "3"

Possible position of terminal box are 0°, 90°, 180° & 270° viewed from the end of output shaft (as below picture);

Possible coil-out direction are N, 1, 2 & 3 (as below picture).

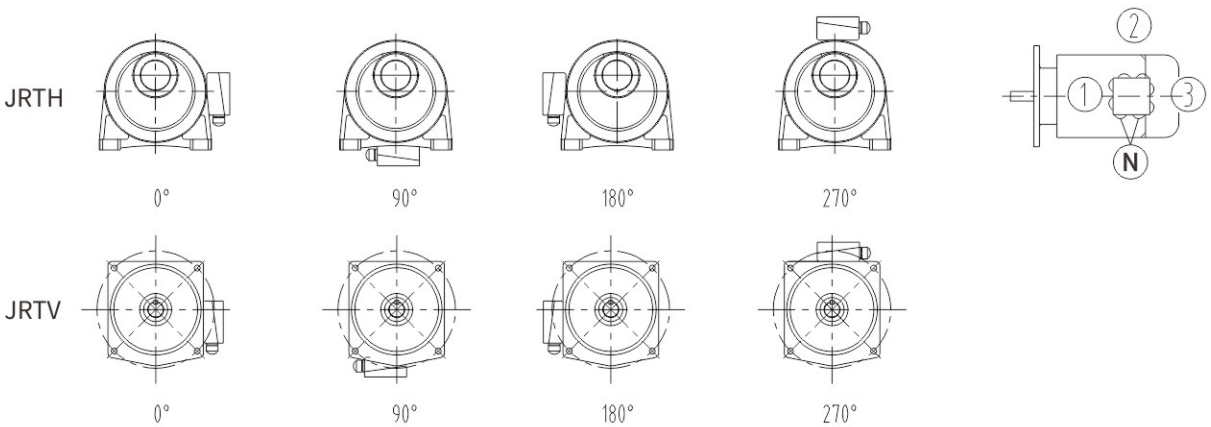

图：电机接线盒位置和出线方向

Fig: Terminal Box Position & Coil-out Direction

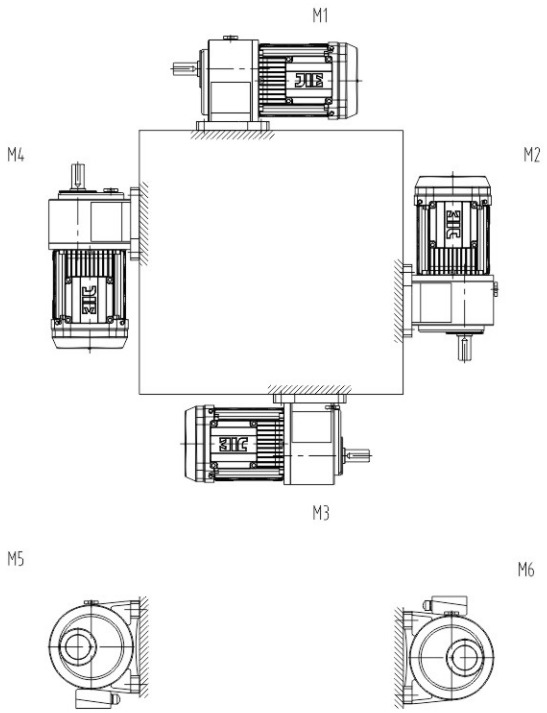

图：JRTH通气器安装位置示意图

Fig: JRTH Breather Instellation

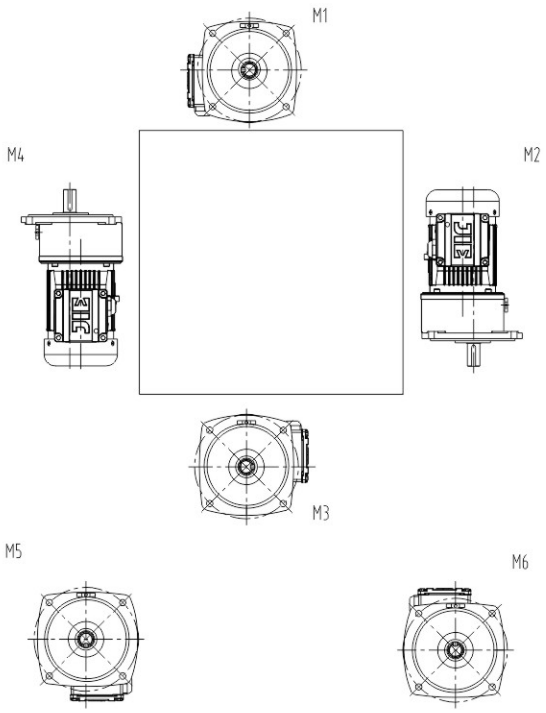

图：JRTV通气器安装位置示意图

Fig: JRTV Breather Instellation

7.3 制动器
Brakes

短型安全制动器示意图
Diagram of Short Safety Brake

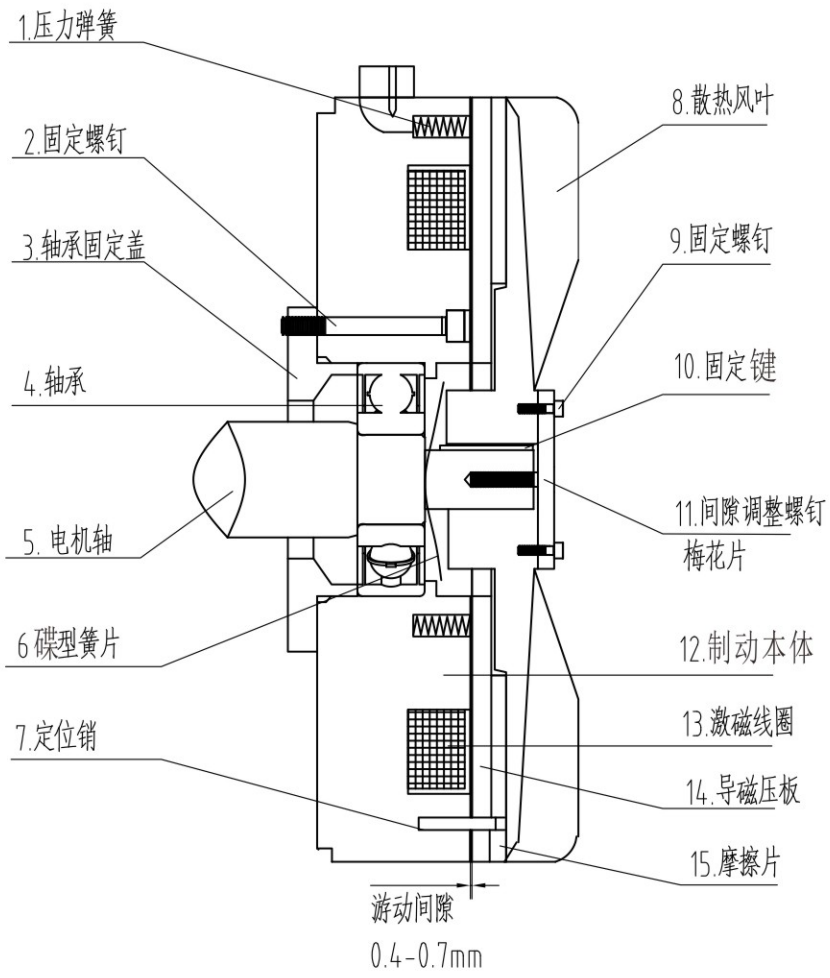

1.压力弹簧 Pressure spring	6.碟型簧片 bellevilke spring
2.固定螺钉 Fixed screw	7.定位销 Fixed pin
3.轴承固定盖 shaft fixed cap	8.散热风叶 Fan
4.轴承 Bearing	9.固定螺钉 Fixed screw
5.电机轴 Motor shaft	10.固定键 Fixed Key

短型安全制动器调整图
Adjustment of Short Safety Brake

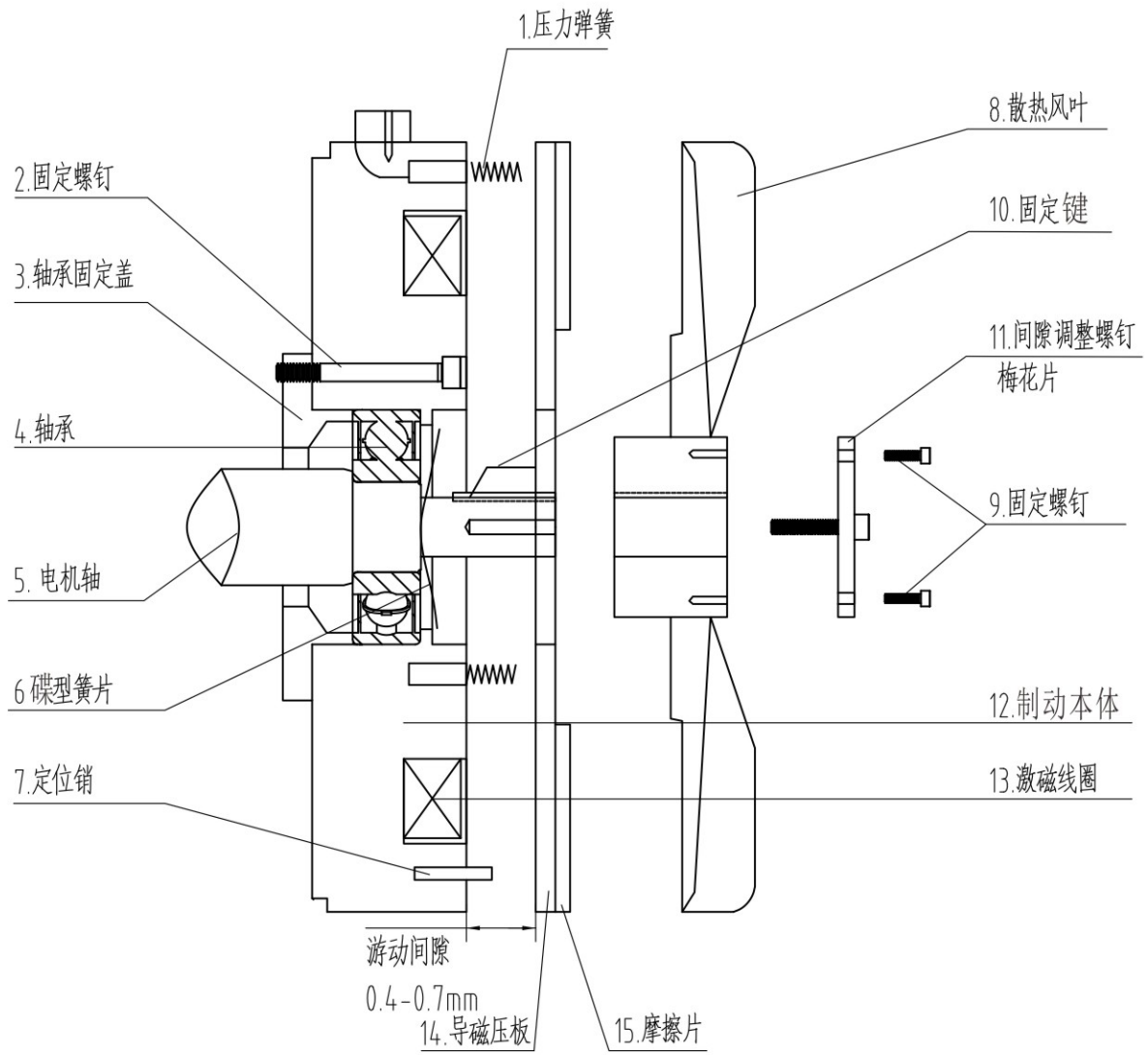

11.间隙调整螺钉 Clearance adjusting Screw	制动间隙调整 Adjust brake clearance
12.制动本体 Electromagnetic Base of brake	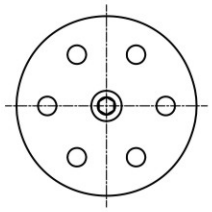 1、请先移除固定螺钉； Please remove the fixed screws in advance. 2、每向右调整一格，其间距缩小0.07～0.10mm Adjust each single position to the right,the clearance will reduce 0.07～0.10mm.
13.激磁线圈 Exciting coil	
14.导磁压板 Magnetic clamp	
15.摩擦片 Friction plate	

7.4 润滑
Lubricants


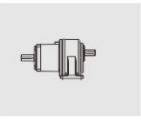
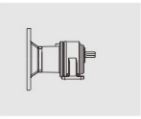

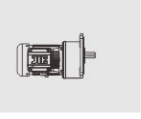
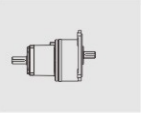
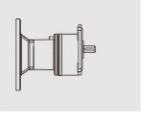


概述 Greneral information

除非特别要求,杰牌所提供的JRT齿轮减速电机均按其减速机规格注了油，订货时，所规定的安装位置对注油量的多少是一个决定性因素。

Generally, the products will be provided with lubricant if without special requirement. The lubricant quantity is subject to the mounting position, which will be definite when ordering.

润滑脂的等级和环境温度 Lubricating Conglutination

标准润滑脂Standard lubricants	稠度等级NGLI	环境温度 Ambient temperature
矿物油 Mineral Oil	00	-10°C～+40°C
半合成油 Semi synthetic oil	0	-20°C～+40°C
全合成油 Total Synthetic oil	00	-40°C～+40°C

加油量 Lubricant Quantity

规定的注油量是参考值。精确的注油量随着减速机的级数和速比的不同而变化。

The quantity given in below table is recommended, which also need to refer to the reducers stages & ratios.

功率 Power(kW)	输出轴 Output Shaft	本体 Base Code	油量表Oil Qty（L）		功率 Power(kW)	输出轴 Output Shaft	本体 Base Code	油量表Oil Qty（L）	
			JRTH JRTH..AM JRTH..AD	JRTV JRTV..AM JRTV..AD				JRTH JRTH..AM JRTH..AD	JRTV JRTV..AM JRTV..AD
100W (1/8HP)	ϕ18	1#	0.19	0.18	1500W (2HP)	ϕ32	4#	0.95	1.05
	ϕ22	2#	0.38	0.39		ϕ40	5#	1.47	1.59
	ϕ28	1#+3#	0.8	0.85				1.26	1.47
200W (1/4HP)	ϕ18	1#	0.17	0.18		ϕ50	6#	2.52	2.6
	ϕ22	2#	0.38	0.39		ϕ50	4#+6#	3.47	3.65
	ϕ28	3#	0.63	0.68	2200W (3HP)	ϕ40	5#	1.68	1.8
	ϕ32	2#+4#	1.3	1.4				1.49	1.59
400W (1/2HP)	ϕ22	2#	0.38	0.39		ϕ50	6#	2.52	2.6
	ϕ28	3#	0.63	0.68	3700W (5HP)	ϕ40	5#	1.68	1.8
	ϕ32	4#	0.95	1.05		ϕ50	6#	2.52	2.6
	ϕ40	3#+5#	1.8	1.9					
750W (1HP)	ϕ28	3#	0.63	0.68					
	ϕ32	4#	0.95	1.05					
	ϕ40	5#	1.26	1.38					
	ϕ50	3#+6#	3	3.13					

本公司于出厂前已添加润滑油/脂，在正常条件下运转20000小时客不必更换润滑油/脂，但在特殊环境下运转时，如：高温、长时间运行、冲击负载等，则换油频率为10000～15000小时。

All reducers filled with lubricant before delivery, normally , it no need to replace lubricant for first 20000 hours running , but if working in special application, such as: high temperature, long time running,heavy duty impact, etc.Then lubricant need to be changed in every 10000～15000 working hours










7.5 重量
Weight

功率 Power(kW)	输出轴 Output Shaft	本体 Base Code	重量表 Weight（kg）					
			JRTH	JRTH..AM	JRTH..AD	JRTV	JRTV..AM	JRTV..AD
100W (1/8HP)	ϕ18	1#	5.6	5.22	2.9	5.8	5.12	2.8
	ϕ22	2#	7.3	6.4	4	7.3	6.52	4.1
	ϕ28	1#+3#	14.6	12.4	11.3	14.6	12.52	11.4
200W (1/4HP)	ϕ18	1#	7	5.22	2.9	7	5.12	2.8
	ϕ22	2#	8.6	6.42	4	8.8	6.52	4.1
	ϕ28	3#	11	9.12	8.3	10.8	8.92	8.1
	ϕ32	2#+4#	27.6	24	23	28	24.4	22.8
400W (1/2HP)	ϕ22	2#	11.1	6.42	4.8	11.2	6.52	4.9
	ϕ28	3#	14.2	9.12	8.3	14	8.92	8.1
	ϕ32	4#	27	22.2	21.5	26.9	23.2	22.5
	ϕ40	3#+5#	46	39.8	39.1	47	40.8	40.1
750W (1HP)	ϕ28	3#	15.5	12.1	8.3	15	11.9	8.1
	ϕ32	4#	27.6	25.1	21.5	28	26.1	22.5
	ϕ40	5#	42.3	37.3	32	41.9	36.3	31
	ϕ50	3#+6#	91.5	83.5	79.2	91.5	82.5	77.2
1500W (2HP)	ϕ32	4#	33.6	25	22	34.6	26	23
	ϕ40	5#	49.6	37.3	33	49	36.3	32
	ϕ50	6#	94	74.3	70	94	71.3	67
	ϕ50	4#+6#	105	/	/	106	/	/
2200W (3HP)	ϕ40	5#	49	40.8	36.5	51	39.8	35.5
	ϕ50	6#	92.5	77.8	73.5	88.5	74.8	70.5
3700W (5HP)	ϕ40	5#	54.8	43.8	39.5	55.3	42.8	38.5
	ϕ50	6#	98.5	78.8	74.5	94.5	75.8	71.5

注：减速机重量表中重量值为平均各种速比重量的平均值，需要特定速比时精确值及减速机附带其它输入输出模块的重量值，请咨询杰牌。

Note: The reducers weight against each ratio is in average. If the precious weight against other input or output modules, pls contact JIE.

7.6 安装
Installation

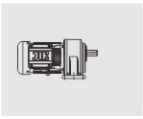
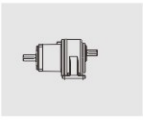
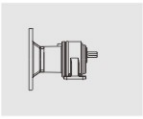

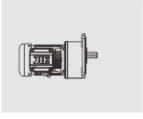
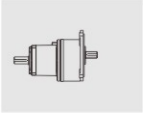
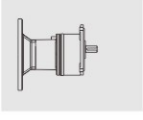


1、当使用联轴器连接输出轴时，须安装固定且务必使两轴平行，底座需以安装孔径相适应的螺栓进行安装，确保齿轮减速电机紧密牢固。

2、所有安装在输出轴上的装备必须轻装于轴上，勿使用铁锤及其它钝器等敲击输出轴，避免因安装过紧而引起的轴承损坏

3、滑轮、链轮或齿轮在装配时尽量靠近输出轴承以减少弯曲应力。应使用不超过输出轴直径6倍的链轮、皮带轮等与出轴连接。使用时请配合H7公差使用，避免使用中发出异常噪音及轴面受损。

4、安装完成后，可以在输出轴表面涂上适当的防锈油或防锈漆以保护输出轴避免生锈。

5、根据电源电压，这择适合的接线方式接好电机线盒内引线，并且必须接地线。接线盒内接错线会导致电机烧毁。要根据电机铭牌上额定电流，建议按5Amm的电流密度选择合适尺寸电缆线给电机供电。

6、使用变频器给带车功能的齿轮减速电机供电时，需将剩车线（黄色）单独提供交流220V供电，供电应与齿轮减速电机供电同步。

7、齿轮减速电机齿轮箱内已经加注好合适的润滑油/脂，使用前请勿再加润滑油/脂。

8、安装完成后，再次检查齿轮减速电机安装面是否平整，确保不能有任何物品顶到电机，否则会造成电机烧毁。

1、If coupling is required, it much be fixed and parallel with output shaft. The base must be fixed with applied bolts to ensure the good connected between the gear unti and motor.

2、All the accessories onto the output shaft must be mounted properly to avoid too tight to damage the bearing, and knocking on output shaft by hammer is forbidden.

3、 When mounting the pulleys, chain-wheels or gears, must lose to the output bearing to minimize the bending stress. The chain-wheels and belt-pulleys connected to the output shaft shall not exceed sixfold shaft diameter and to apply H7 tolerance to avoid abnormal noise and damage bearing surface.

4、The output shaft surface shall be lubricated by anti-rust oil/paint after installation.

5、To connect the terminal box with applied connecting model according to the power and ground wire is mandatory. Wrong wire connected in terminal box will cause burnout. To use applied wires as per the rated power shown on nameplate, 5Amm electric current density is recommended.

6、If the power is given through converter, the Yellow wire shall be given 220V separately and the power supply shall be synchronous for gearmotor.

7、The gearmotors are provided with lubricants already, no need to add before use.

8、 After installation, the gearmotor shall be rechecked if mounted stably or if the foreign matters attached the motor, to avoid motor burnout.

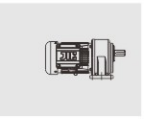
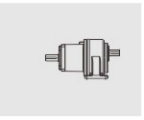
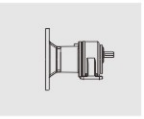
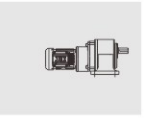

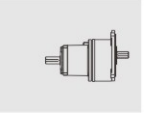
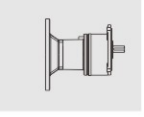
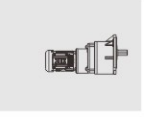

7.7 故障排除
Troubleshooting

减速机故障排除 Troubleshooting for Gear Units

不良原因 Malfuction		原因分析 Reasons	解决方式 Solutions
噪音 Noise	齿轮敲击声 Knocking Noise	齿轮表面受伤 Gear surface damaged	更换受伤齿轮组 Replace gear units
	连续性杂音 Continual Noise	轴承损坏 Bearing damaged	更换损坏轴承 Replace bearing
	周期性杂音 Periodical Noise	异物附着齿面 Particle on gear surface	检查齿轮齿面 Check gear
	斯斯声 Neigh Noise	油量不足 Lack of lubricant	添加润滑油 Add lubricant
	断续性杂音 Intermittent Noise	润滑油不洁 Dirty lubricant	更换新润滑油 Replace lubricant
振动 Vibrating	固定底座振动 At fixed base	安装平面倾斜 Uneven mounting surface	重新调整固定底座 Adjust & fix the base
	输出轴振动 At output shaft	轴承损坏 Bearing damaged	更换损坏轴承 Replace bearing
	内部齿轮零件振动 At inside gear parts	齿轮受伤 Gear damaged	更换受伤齿轮 Replace gear
	本体振动 At housing base	齿轮组安装不良 Bad gear assembly	重新调整齿轮组 Re-adjust gear set
漏油 Oil Leakage	油封漏油 At Oil seal	油封硬化 Oil seal harden	更换损坏油封 Replace wounded oil seal
	本体漏油 At housing base	本体有砂孔 Housing with sand hole	更换砂孔本体 Replace housing
	结合面漏油 At connecting surface	O形圈损坏 O-ring	更换O形圈损坏 Replace O ring
过热 Over -heahing	油封 Bad oil seal	油封太紧 Oil seal too tight	更换太紧油封 Replace seal
	本体过热 At housing base	过负载 Over load running	重新计算负载功率 Re-calaulate loading
	缺润滑油 Less lubricant	油量不足 Lack of lubricant	添加润滑油 Add lubricant
	电机过热 At motor base	电机不良 Defective motor	更换电机 Replace motor

电机故障排除 Troubleshooting for Motors

不良原因 Malfuction	原因分析 Reasons	解决方式 Solutions
电机不起动 Not start	电源线中断 Power offer	检查接线，需要时纠正 Check the power
	熔断器熔断 Fuse broken	更换熔断器 Replace the Fuse
	电机保护装置已动作 Protection device started	检查电机保护装置的设置是否正确，需要时排出故障 Check protection device setting
	电机接触器不动作，控制系统中的故障 Contactor and control system not work	检查电机接触器的控制，需要时排除故障 Check the contactor
电机不起动或起动困难 Not start or start difficultly	电机应为三角形接线法，但却是星形连接 Shall be delta connection, but be star connection	纠正接线方式 Correct the connection
	电压或者频率至少在起动时严重偏离额定值 Voltage or frequency deviated badly from the rated.	设法改善供电情况；检查电源线的截面 Improve the power and check the wire section.
电机以星形接线时不起动，只在三角形接线时才起动 Not start under star connection, but start under delta connection	星形接线时的转矩不够 Torque insufficient under star connection.	如果星形接线的接通电流不够高，按照三角形接线（铭牌电压下）接通使用是否满足需求，否则要使用较大规格或者特殊规格的电机（咨询） Recheck if works under delta connection, otherwise contact JIE for other options.
	星-三角连接开关上有触电故障 Electric shock issue on switch of Star-Delta connection.	排出故障 Eliminate the fault
旋转方向错误 Wrong rotating direction	电机接线错误 Wrong connection	交换两个相线 Interchange these two phases
电机隆隆作响且电流消耗较大 Rumble noise and high current consumption	绕组损坏 Winding damaged	电机必须送专业修理厂修理 Must to fix
	转子触碰绕组 Rotor touched winding	
熔断器熔断或者电机保护装置立即动作 Fuse broken or Protection device activated	导线短路 Wires short circuit	排出短路 Eliminate short circuit
	电机中有短路 Short circuit in motor	送专业修理厂排出故障 Must to fix
	导线连接错误 Wires connected wrong	纠正连接方式 Correct the connection
	电机接地短路 Motor grounded with short circuit	送专业修理厂排出故障 Must to fix
当施加负载时转速剧烈下降 Rotating speed sharp drop when loaded	过载 Overloaded	进行功率测定，需要时使用较大功率的电机，或者减小负载 Use bigger power motor or lower load
	电压下降 Low Voltage	增大电源线的截面 Increase the wire section
电机剧烈升温（测量温度） Temperature rise intensely	过载 Overloaded	进行功率测定，需要时使用较大功率的电机，或者减小负载 Use bigger power motor or lower load
	散热不充分 Bad heat dissipation	纠正散热空气输入量，或者使散热空气通风顺畅，需要时加装强冷风机 Improve the heat dissipation or add fan
	环境温度太高 High ambient temperature	注意允许温度范围 Note the allowed ambient temperature.
	以三角形接线方式代替原来的星形连接方式来接连电机 Star connection was replaced by delta connection	纠正接线方式 Correct the connection


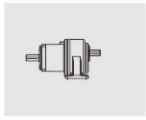
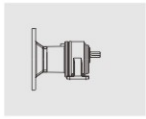

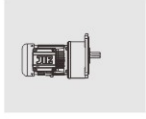
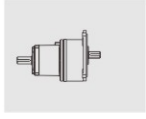
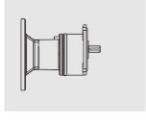


制动器故障排除 Troubleshooting for Brakes










不良原因 Malfuction	原因分析 Reasons	解决方式 Solutions
制动器不动作 No action of brake	未供电源 Power off	供应电源 Power on
	摩擦片磨损 Brake disc worn out	换新摩擦片 Replace brake disc
	间隙过大 Large clearance	调整间隙 Adjust clearance
	电源电压不足 Low voltage	提供正确电压 Use correct voltage
	电源供应器损坏 Power supply damaged	电源供应器换新 replace the power supply
	异物入侵 Dirty inside	清洁零件 Clean parts
	使用电压错误 wrong voltage	使用正确电压 Correct voltage
	接线脱落 Connection loss	重新接线 Re-connect wire
	摩擦片卡死 Brake disc locked	清洁零件 Clean parts
	制动线圈烧毁 Brake coil burned-out	更换制动线圈 Replace brake coil
制动不灵 Over stop of brake	摩擦片磨损 Brake disc worn out	换新摩擦片 Replace brake disc
	间隙过大 Large clearance	调整间隙 Adjust clearance
	摩擦片有油渣 Oil on brake disc	清洁摩擦片 Clean brake disc
	负载过大 Over Loading	重新设计 Re-design brake unit
	制动表面歪斜 Disc surface twist	更换零件 Replace the parts
	下降重量过大 Over load	机构重新设计 System re-design
	选用机型错误 Wrong model	选用正确机型 Re-select model
	环境温度过高 High ambient temperature	改善环境温度 Ambient temperature cooling


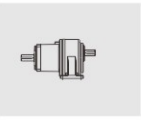
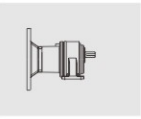

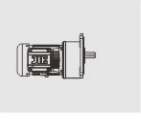
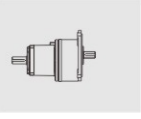
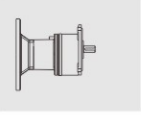











杰牌智能传动产业平台 JIE Intelligent Drive Industrial Platform

杰牌应用智能产品、建设智能工厂、生产智能产品，为用户提供智能产品、智能服务、智能体验，打造产业平台、实现合作共赢。

Using intelligent products, to build intelligent plants and produce intelligent products, serving customers with intelligent products, intelligent services and intelligent expericences. To build a industrial platform and achieve win-win cooperation.



杰牌智能传动生态系统 JIE Intelligent Drive Ecosystem

杰牌从供应链管理、创新链整合、产业链发展、价值链协同到生态链建设，通过三百千万工程“培养优秀员工、整合优秀供应商、服务优秀客户”，推进战略合作、实现五链互联。

JIE focuses on supply chain management, innovation chain integration, industrial chain development, value chain collaboration, and ecological chain construction. Through the "Three Hundred Million Project," which aims to "cultivate outstanding employees, integrate outstanding suppliers, and serve outstanding customers," the company promotes strategic cooperation and achieves interconnection among the five chains.



杰牌智能传动研究院+创新中心+未来工厂 JIE Intelligent Drive Research Institute + Innovation Center + Future Factory

杰牌智能传动研究院+创新中心+未来工厂“111”创新发展模式：以一院为引领，打造人才高地，实现自主可控；以一心为平台，构建产业生态，实现五链互联；以一厂为基础，聚焦专精特新，实现隐形冠军。

JIE Intelligent Drive Research Institute + Innovation Center + Future Factory "111" Innovation and Development Model: Led by one institute to create a talent highland and achieve independent control; with one center as the platform to build an industrial ecosystem and achieve interconnection of the five chains; based on one factory, focusing on specialization, refinement, uniqueness, and innovation to become a hidden champion.



杰牌智能传动数字产品 JIE Intelligent Drive Digital Products

杰牌智能传动“131“数字产品体系：1个方案—杰牌智能传动方案；3个平台—杰牌新智造平台、杰牌大数据平台、杰牌智能化平台；1个场景—杰牌未来工厂场景；包括JRT智能齿轮减速电机、JRH智能工业齿轮箱、JRP智能行星齿轮箱、JRW高效蜗杆减速机、JD高效电机、JC智能传动方案等产品和服务。杰牌致力于为好客户、做好产品、建好团队！

JIE Intelligent Drive “131” Digital Product System: 1 Solution—JIE Intelligent Drive Solution; 3 Platforms—JIE Intelligent Manufacturing Platform, JIE Big Data Platform and JIE Intellectualization Platform; 1 Scenario—JIE Intelligent Factory Scenario, incl. JRT Intelligent Gearmotors, JRH Intelligent Industrial Gear Units, JRP Intelligent Planetary Gear Units, JRW High-efficiency Worm Reducers, JD High-efficiency Motors, JC Intelligent Drive Solutions. JIE is dedicated to serving great customers with great products and providing excellent services with a great team.

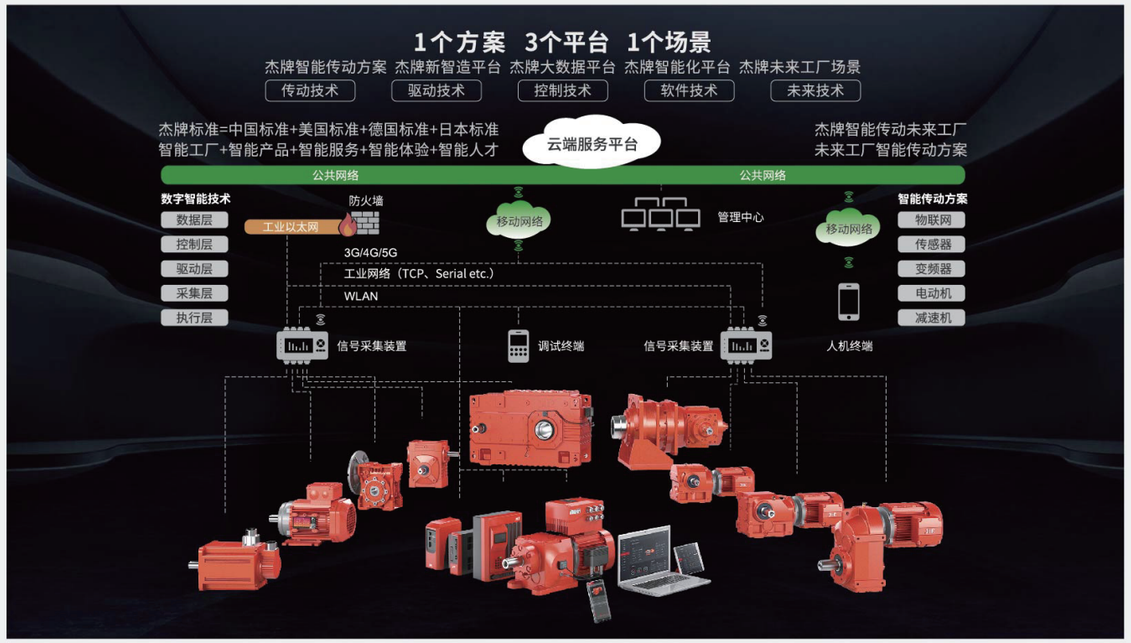

中国制造中心 全球装配工厂 China Manufacturing Center Global Assembly Plant

杰牌立足中国市场、出口欧美市场、服务全球市场；杰牌中国、杰牌美国、杰牌欧洲，为全球客户提供本土化服务、面对面服务、一对一服务。打造百年杰牌、成就幸福家庭！

JIE bases itself on the Chinese market, exports to EU & US market and serves the global market. JIE CHINA, JIE USA, JIE EURONORM, JIE is dedicated to making great products for great customers across the world through Localized service, Face-to-face service and One-to-one service. Create a century-old JIE and achieve more happy families.



杰牌智能传动平台产品 Platform Products of JIE Intelligent Dirve

产品标准化实现平台化，工艺标准化实现自动化，流程标准化实现信息化。

Standardizing the products to realize platformization, standardizing the techonologies to realize automation, standardizing the processes to realize informatization.





杰牌智能传动未来工厂场景应用 JIE Intelligent Drive Situational Application

杰牌智能中央立库、箱体智能工厂、齿轮智能工厂、电机智能工厂、装配智能工厂、智能检测试验等智能传动方案。

JIE Applications incl. Intelligent drive solutions incl. Intelligent Central Stereoscopic Warehouse, Intelligent Plant of Housings, Intelligent Plant of Gears, Intelligent Plant of Motors, Intelligent Plant of Assembly and Intelligent Tests, etc.



堆垛机—杰牌智能传动方案
JIE Intelligent Drive Solutions for Stackers



RGV—杰牌智能传动方案
JIE Intelligent Drive Solutions for RGVs



输送线—杰牌智能传动方案
JIE Intelligent Drive Solutions for Transmission Lines



升降机—杰牌智能传动方案
JIE Intelligent Drive Solutions for Elevators



清洗线—杰牌智能传动方案
JIE Intelligent Drive Solutions for Cleaning Lines



热处理线—杰牌智能传动方案
JIE Intelligent Drive Solutions for Heat Treatment Lines



电机绕嵌线—杰牌智能传动方案
JIE Intelligent Drive Solutions for Motors Winding & Embedding



产品总装线—杰牌智能传动方案
JIE Intelligent Drive Solutions for Product Assembly Lines



起重机—杰牌智能传动方案
JIE Intelligent Drive Solutions for Cranes



工业吊扇—杰牌智能传动方案
JIE Intelligent Drive Solutions for Industrial Ceiling Fans

杰牌智能传动美丽厂区 JIE Intelligent Drive Beautiful Factory

杰牌打造“环境友好型、发展持续型、服务全球型”的“专精特新”企业。

To build a "Professional, Fine, Specialized & Novel" enterprise of "Environment-friendly, Sustainable and Global service".



智造未来 / 未来已来 智造未来
Intelligent-made for Future



专业主义 / 因专业 而杰出
Professionalism



立足中国 / 二十世纪 立足中国
Based in China



风生水起 / 风生水起 风调雨顺
Windmill & Fountain



幸福广场 / 享受工作 享受生活
Happiness Square



服务全球 / 廿一世纪 服务全球
Serve the World



十全十美 / 十全十美 精益求精
Towards Perfection



彩虹之上 / 彩虹之上 梦想启航
Over the Rainbow



钱塘潮涌 / 奔竞不息 勇立潮头
Tides of Qiantang



百年传承 / 百年传承 厚德载物
Create a century-old JIE

JRT 智能齿轮减速电机



JRTR
齿轮减速电机
规格：09~189
传动比：3.37~289.74
输入功率：0.12~250kW
输出扭矩：2.4~56494N.m



JRTF
平行轴-齿轮减速电机
规格：29~169
传动比：3.77~281.71
输入功率：0.12~250kW
输出扭矩：3.5~37125N.m



JRTK
锥齿轮-齿轮减速电机
规格：39~189
传动比：3.98~197.37
输入功率：0.12~200kW
输出扭矩：10~62800N.m



JRTS
蜗杆副-齿轮减速电机
规格：39~99
传动比：6.8~288
输入功率：0.12~22kW
输出扭矩：10~4900N.m



JRTW
蜗杆-面齿轮减速电机
规格：10~30
传动比：6.57~75
输入功率：0.09~1.1kW
输出扭矩：25~70N.m

JRH 智能工业齿轮箱



JRHH
平行轴齿轮箱
规格：3~28
传动比：1.25~450
输入功率：4.3~10515kW
输出扭矩：2300~1400000N.m



JRHB
直交轴齿轮箱
规格：4~28
传动比：5~400
输入功率：2.8~4908kW
输出扭矩：5500~1400000N.m



JRHD
斗提机齿轮箱
规格：5~16
传动比：25~71
输入功率：16~1305kW
输出扭矩：11000~173000N.m



JPOKE
棕榈油齿轮箱
规格：310
传动比：56、80
输入功率：106、141kW
输出扭矩：75000N.m



JRHA
空冷岛齿轮箱
规格：166
传动比：14
输入功率：228kW
输出扭矩：21000N.m

JRP 智能行星齿轮箱



JRP
行星齿轮箱
规格：9~36
传动比：25~4000
输入功率：0.4~12934kW
输出扭矩：22000~2600000N.m



JRP
行星齿轮箱
规格：01~8
传动比：3.08~3460
输入功率：0.02~192kW
输出扭矩：1000~13000N.m



JRPH
回转行星齿轮箱
规格：08~100
传动比：3.4~2000
输入功率：75~250kW
输出扭矩：8000~100000N.m



JRP RV
同心轴行星减速机
速比：3~100
背隙：1~3/3~5/5~7arc-min
扭矩：6~3300N.m



JRP RE
直角轴行星减速机
速比：3~100
背隙：4~9/6~11arc-min
扭矩：12~1920N.m

JRW 高效蜗杆减速机



JRSTD
IEC高效蜗杆减速机
规格：25~150
传动比：5~100
输入功率：0.06~15kW
输出扭矩：2.6~1760N.m



JRWND
NEMA高效蜗杆减速机
规格：30~150
传动比：5~100
输入功率：0.06~15kW
输出扭矩：2.6~1760N.m



JRSTED
双级蜗杆减速机
规格：25/30~63/150
传动比：150~5000
输入功率：0.06~1.5kW
输出扭矩：73~2670N.m



JRKM、JRKB
准双曲面齿轮减速机
规格：28~68
传动比：7.5~300
输入功率：0.07~11.1kW
输出扭矩：12~886N.m



WPEDS
双级蜗杆减速机
规格：40/70～155/250
传动比：100～3600
输入功率：0.12～5.5KW
输出扭矩：63～6050N.m

JD 高效电机



JDC　　JCS
伺服电机　伺服驱动器
功率：0.4~7.5kW
输出扭矩：1.27~48N.m
供电：1AC220V/3AC380V
通讯：脉冲、EtherCAT、Profinet



JDL
异步伺服电动机
扭矩：2.5~325N.m
转速：1200r/min~3000r/min
惯量：4.9~4300kgcm^2



JD-IEC
IEC电机
规格：63~315
功率：0.12~200kW
能效：IE3、IE4、IE5



JD-NEMA
NEMA电机
规格：56C~365TC
功率：0.16~75HP
能效：NEMA Premium



JD-B
防爆电机
规格：80~315
功率：0.75~200kW
防爆等级：Exib II BT4
能效：IE3、IE4、IE5

JC 智能传动方案



JC
智能传动方案
减速机+电动机+变频器
+传感器+物联网



JCMB
变频一体减速电机
规格：175~255
功率：0.75~5.5kW
供电：3AC 380~440V
输出频率：0~200Hz
通讯接口：
ModbusRTU、Profinet、ASi



JCI
智能监测系统
供电：AC220V, DC24V
通讯接口：Wifi, 4G, RS485
功能：能耗管理、健康管理、
视听管理、运维管理、
配件管理
部署方式：公有云、私有云



JCME
分布式变频器
规格：175~255
功率：0.75~5.5kW
供电：3*AC380~440V
输出频率：0~200Hz
通讯接口：
Profinet, ModbusRTU, ASi



JCF
变频器
规格：175~355
功率：0.75~55kW
供电：1*AC220/3*AC400V
通讯接口：
Profinet, EtherCAT, CANOPEN

其他传动设备



JRES(R、K)
不锈钢齿轮减速电机
规格：37~67
传动比：3.41~199.81
输入功率：0.18~7.5kW
输出扭矩：12~910N.m



JRESS
不锈钢蜗杆减速电机
规格：30~90
传动比：5~100
输入功率：0.09~4kW
输出扭矩：19~458N.m



JRTH、JRTV
齿轮减速电机
规格：18~60
传动比：3~1800
输入功率：0.1~7.5kW
输出扭矩：1.6~3292N.m



JRSS
丝杆升降机
规格：35~150
传动比：5~40
输入功率：0.19~16.3kW
起升力：500~26050kg



JRTM
锥齿轮转向器
规格：02~25
传动比：1~5
输入功率：0.014~335kW
输入转速：10~1450r/min



JRGC
工程分动箱
规格：0401、1501
传动比：0.589、0.659、0.756、0.825
输出泵最大扭矩：1.6~3292N.m
行走最大扭矩：40000N.m



JN
农机齿轮箱
传动比：0.5862~2.0625
输入转速：750r/min
效率：⩾96%



JPF
纺纱机罗拉齿轮箱
规格：1706~2012
速比：3.04~33.568
功率：1.5~3kW
扭矩：110~272N.m



JEC
扶梯主机
规格：2-15, 2-25
传动比：24.5
效率：⩾96%
使用寿命：146000h
输出扭矩：3530~5150N.m

杰牌智能传动方案提供商
更多产品敬请扫码了解

杰牌智能传动方案目录

JIE INTELLIGENT DRIVE SOLUTIONS CATALOGUE

国家重点“小巨人”企业
浙江省重点企业研究院
浙江省“未来工厂”企业

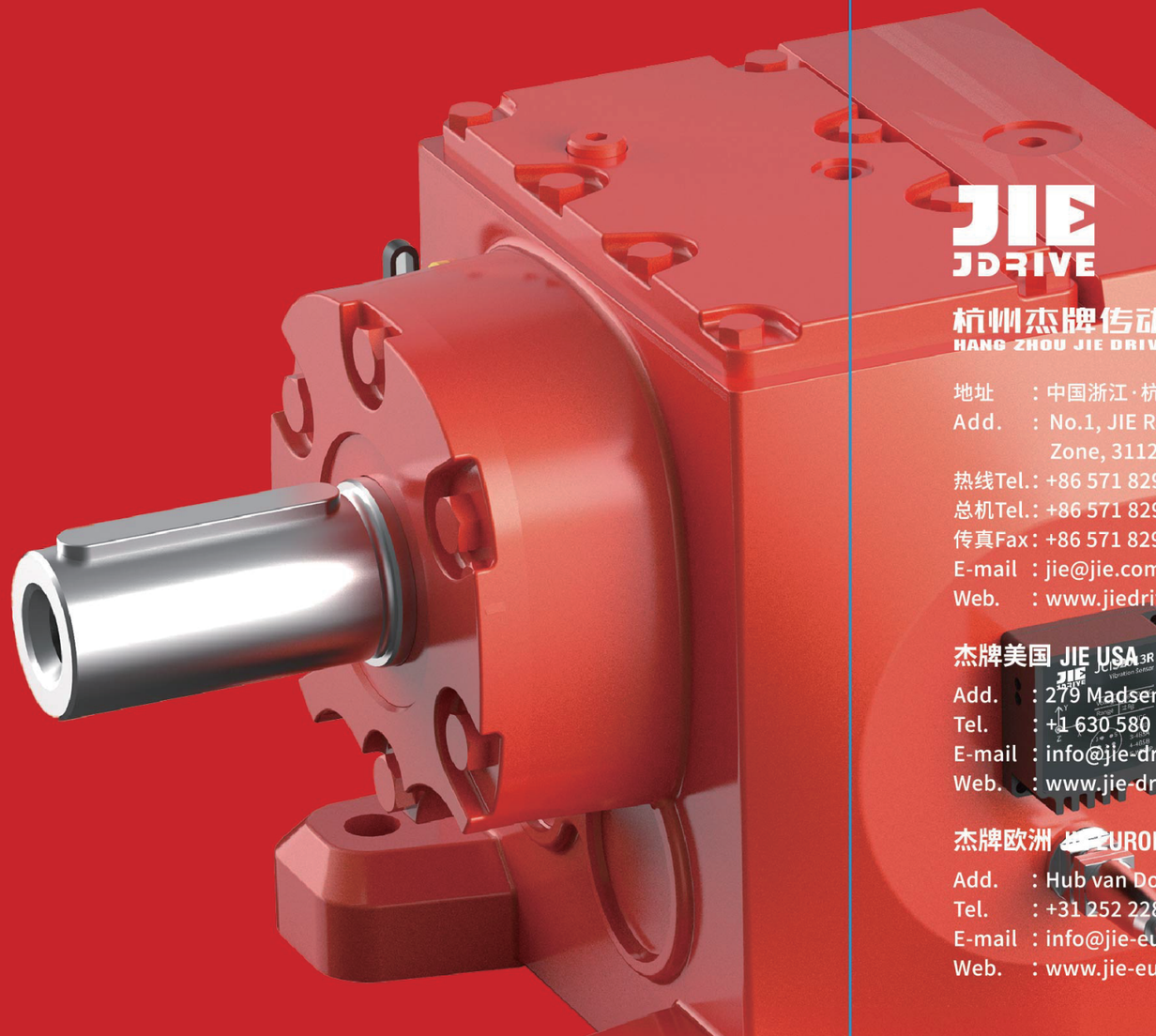

JIE
JDRIVE

杭州杰牌传动科技有限公司
HANG ZHOU JIE DRIVE TECHNOLOGY CO.,LTD.

地址　：中国浙江·杭州临空经济示范区·杰牌路1号　邮编:311223
Add.　：No.1, JIE Road, Hangzhou Airport Economic Demonstration Zone, 311223, Zhejiang, China.
热线Tel.: +86 571 8299 1111; 400 114 1111
总机Tel.: +86 571 8299 2222
传真Fax: +86 571 8299 3333
E-mail ：jie@jie.com.cn
Web.　：www.jiedrive.com; www.jie.com.cn

杰牌美国 JIE USA
Add.　：279 Madsen Dr Suite 101, Bloomingdale, IL 60108
Tel.　：+1 630 580 9986
E-mail ：info@jie-drives.com
Web.　：www.jie-drives.com

杰牌欧洲 JIE EURONORM
Add.　：Hub van Doorneweg 8, 2171 KZ Sassenheim, Netherlands
Tel.　：+31 252 228 850
E-mail ：info@jie-euronorm.com
Web.　：www.jie-euronorm.com