



- Valve
- J4V
- J4V100
- J4V200
- J4V300
- J4V400
- Manifold
- JSY
- Terminal
- JVT
- JEL
- MVSD
- VF
- NAMUR
- 551
- JEL10
- 3VJZF
- Diaphragm
- JELVD
- 3V1
- Coil
- 2P
- 2V
- 2W
- 2W(big)
- 2L
- VX
- PU
- PU225
- 2Q
- JEL5404
- JEL6213
- Pulse
- JELJZF
- 4H
- TSV
- MPV
- 4HV
- HV, K
- 4R
- 4F210
- FV
- MSV
- JM
- ASC, RE
- QE, QEA
- ST
- HSV

Features

1. We guarantee inner hole roughness within our new processing.
2. New visual style, synchronized with global outstanding product standard.
3. To import German high standard special grease which provides film in order to reduce friction.
4. Valve spool use seals which import from Japan to increase the life time.

Ordering Code

4R	2	10	06
↓	↓	↓	↓
Specification	Series	Position Number	Port Size
4R: 5/2 Way Hand Draw Valve	100 Series 200 Series 300 Series	10: Single head Double Position	M5 : M5x0.8 06 : G1/8" 08 : G1/4" 10 : G3/8"

Specification

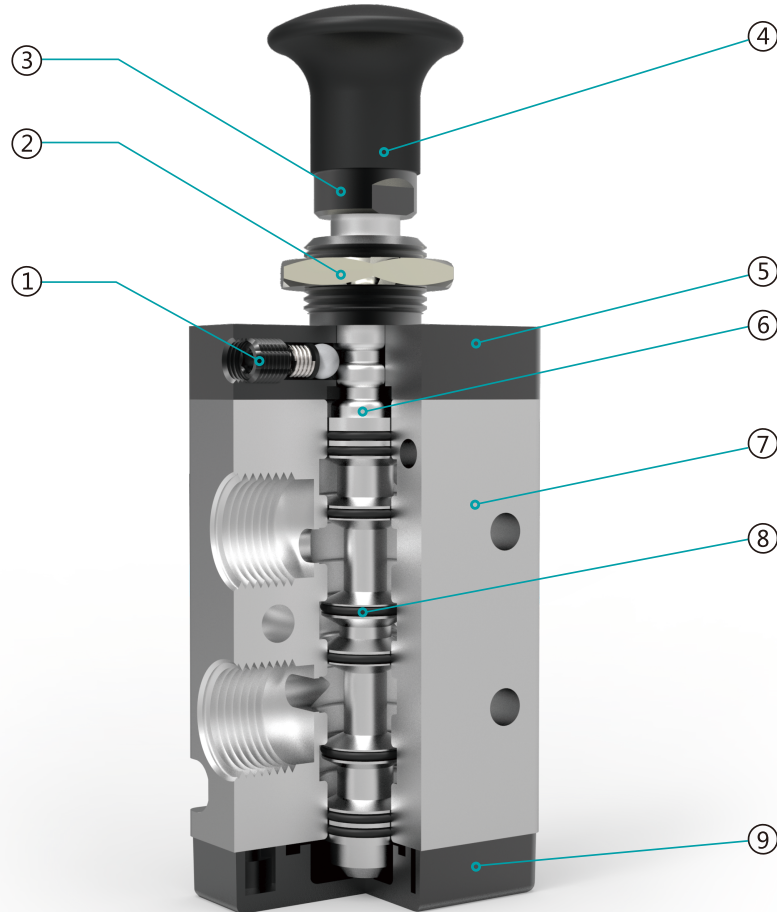
Model	4R110-06	3R110-06	4R210-06	4R210-08	3R210-06	3R210-08	4R310-08	4R310-10	3R310-08	3R310-10
Working Medium	40 Micron Filtered Air									
Port Size	Inlet, Outlet, Exhaust Port = G1/8"		Inlet, Outlet = G1/4" Exhaust Port = G1/8"	Inlet, Outlet, Exhaust Port = G1/8"	Inlet, Outlet, Exhaust Port = G1/4"	Inlet, Outlet, Exhaust Port = G1/4"	Inlet, Outlet = G3/8" Exhaust Port = G1/4"	Inlet, Outlet, Exhaust Port = G1/4"	Inlet, Outlet, Exhaust Port = G3/8"	Inlet, Outlet, Exhaust Port = G3/8"
Effective Cross Section Area	10mm ² (CV=0.56)	14mm ² (CV=0.78)	16mm ² (CV=0.89)	14mm ² (CV=0.78)	16mm ² (CV=0.89)	25mm ² (CV=1.40)	30mm ² (CV=1.68)	25mm ² (CV=1.40)	30mm ² (CV=1.68)	30mm ² (CV=1.68)
Working Pressure	0 ~ 0.8MPa									
Working Temperature	-20 ~ 70°C									
Position Number	5/2 way	3/2 way	5/2 way		3/2 way		5/2 way		3/2 way	

4R Series Hand Draw Valve



- Valve
- J4V
- J4V100
- J4V200
- J4V300
- J4V400
- Manifold
- JSY
- Terminal
- JVT
- JEL
- MVSD
- VF
- NAMUR
- 551
- JEL10
- 3VJZF
- Diaphragm
- JELVD
- 3V1
- Coil
- 2P
- 2V
- 2W
- 2W(big)
- 2L
- VX
- PU
- PU225
- 2Q
- JEL5404
- JEL6213
- Pulse
- JEL.JZF
- 4H
- TSV
- MPV
- 4HV
- HV, K
- 4R**
- 4F210
- FV
- MSV
- JM
- ASC, RE
- QE, QEA
- ST
- HSV


Internal Structure



Parts

Number	Name	Number	Name
1	Set screw	6	Valve spool
2	Hexagon nut	7	Valve body
3	Lock nut	8	Flat ring
4	Handle	9	Cover
5	Top cover		

Overall Dimension



Valve
J4V
J4V100
J4V200
J4V300
J4V400
Manifold
JSY
Terminal
JVT
JEL
MVSD
VF
NAMUR
551
JEL10
3VJZF
Diaphragm
JELVD
3V1
Coil
2P
2V
2W
2W(big)
2L
VX
PU
PU225
2Q
JEL5404
JEL6213
Pulse
JELJZF
4H
TSV
MPV
4HV
HV, K
4R
4F210
FV
MSV
JM
ASC, RE
QE, QEA
ST
HSV

4R Series

Hand Draw Valve



Valve

J4V

J4V100

J4V200

J4V300

J4V400

Manifold

JSY

Terminal

JVT

JEL

MVSD

VF

NAMUR

551

JEL10

3VJZF

Diaphragm

JELVD

3V1

Coil

2P

2V

2W

2W(big)

2L

VX

PU

PU225

2Q

JEL5404

JEL6213

Pulse

JELJZF

4H

TSV

MPV

4HV

HV, K

4R

4F210

FV

MSV

JM

ASC, RE

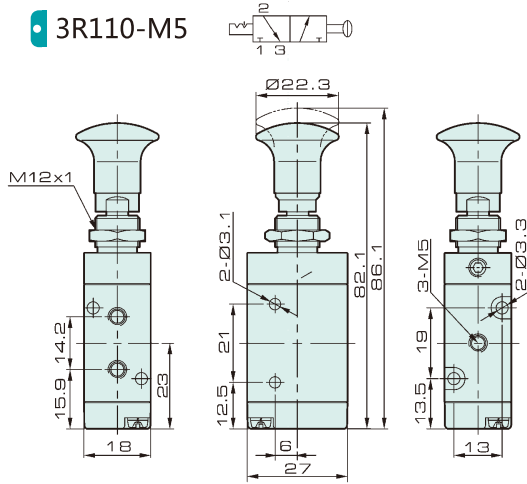
QE, QEA

ST

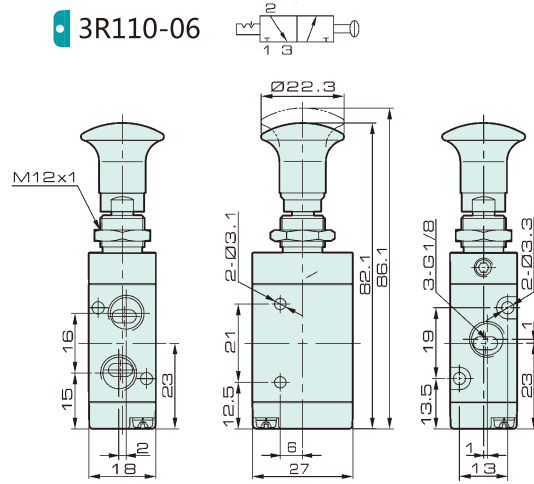
HSV

Overall Dimension

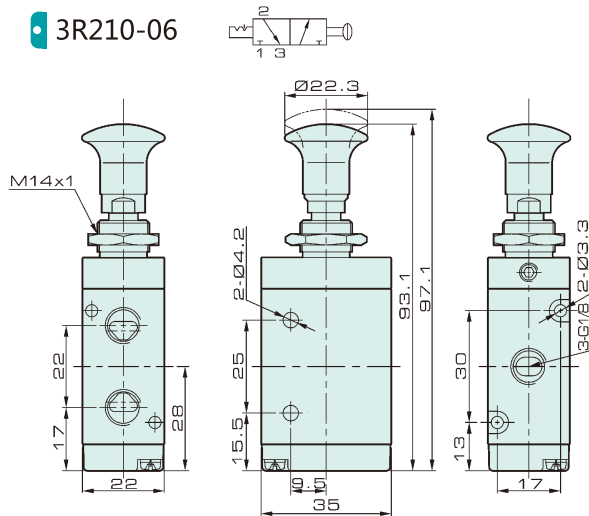
3R110-M5



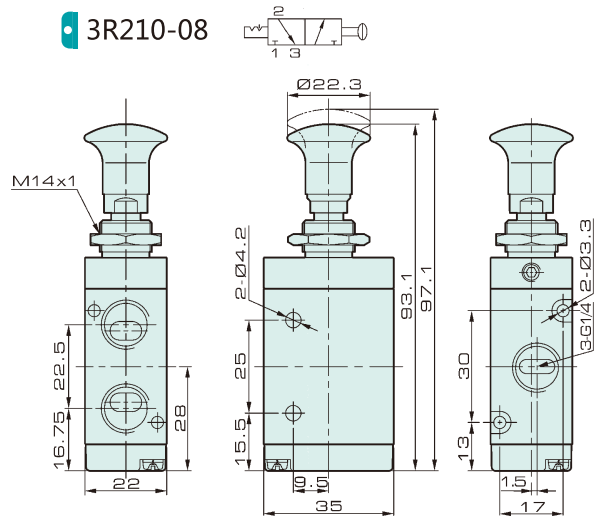
3R110-06



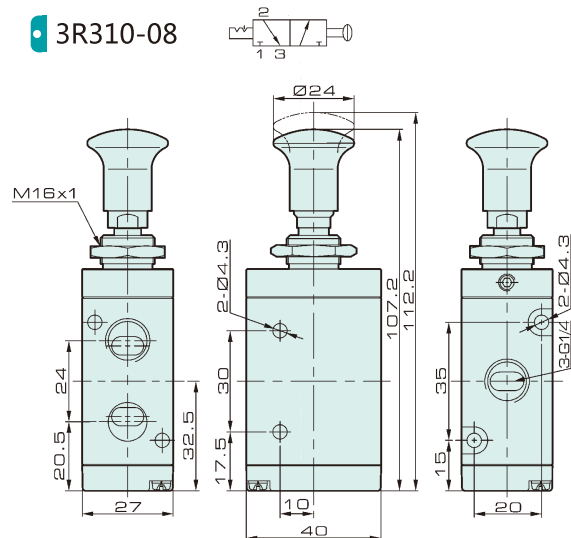
3R210-06



3R210-08



3R310-08



3R310-10

