



Note:

The technical data above mentioned may be updated or revised due to product development.
The data in this brochure is subject to change without notice.
The latest datasheet and catalogue can be acquired via market@deye.com.cn

Ningbo Deye Inverter Technology Co., Ltd.

Address: No. 26 South YongJiang Road, Daqi, Beilun, NingBo, Zhejiang, China.

Tel: +86 (0)574 86228841 | Fax: +86 (0)574 86228852

World's Leading Supplier of PV Inverter and ESS

String Inverter | Hybrid Inverter | Microinverter | Battery





Company Profile

1 **Ningbo Deye Inverter Technology Co., Ltd**, founded in 2007 with registered capital 56 million USD, is one of the China's high-tech enterprises and a subsidiary of Deye Group. With a plant area over 600,000m² and complete production and testing equipment, Deye has become a major player in the global solar inverter market.

2 **Ningbo Deye Inverter Technology Co., Ltd** is dedicated to providing complete photovoltaic power system solutions, including residential and commercial power plants solutions. Also, Deye offers solar energy storage system solutions. Among them, PV grid-connected inverter power range from 1-136kW, Hybrid inverter 3kW-80kW, and microinverter 300W-2250W.

3 As a technology-oriented company, Deye has always been committing to research and develop new cutting-edge technologies to provide efficiency and reliable products. For example, Deye adopts T-type three-level topology and enhanced SVPWM algorithm to further improve the conversion efficiency by 0.7% compared with common SPWM. With frequency droop control technology, Deye string inverter is able to work with diesel generator, which greatly expands the scope of the product application.

4 **Deye New Energy Australia**, a subsidiary of Deye, is focused on serving our local Australian clients better. We are establishing local warehouses and on-site technical services to enhance operations and ensure prompt, efficient service tailored to our customers' needs.

Milestones

2024

Launch of the next-generation hybrid inverters and microinverters with a fresh design.

2022

Launched the latest generation of **50kW** hybrid inverter, equipped with independent two-way battery terminal port.

2019

By the end of 2019, with total shipments **30,000+**, Deye hybrid inverter has become Top 3 in SouthAfrica, Pakistan and **Top 1** Chinese brand in USA.

2007

Founded in 2007 with registered capital of **56 million USD**.

2023

Cumulative shipments of hybrid inverters surpass **1 million** units.

2021

Deye Group was successfully listed on SSE of China in 2021, Stock Code **605117.SH**.

2017

Deye has launched first generation hybrid inverter and attracted a lot of attention with many unique features such as V/f droop control technology and battery DC / DC topology etc...

Core Technology

Deye hybrid inverter 3-50kW with 230/240/400Vac

- ◆ Automatic switching time 4ms
- ◆ 6 time periods for battery charging/discharging
- ◆ V/f droop control, Max. 16pcs in parallel
- ◆ Supports using diesel generator to charge battery directly, ensuring system energy supply 7* 24H
- ◆ Max. conversion efficiency of 97.6%; Max. battery charge efficiency of 96.5%



Core Features

Deye grid-connected inverter 3-25kW

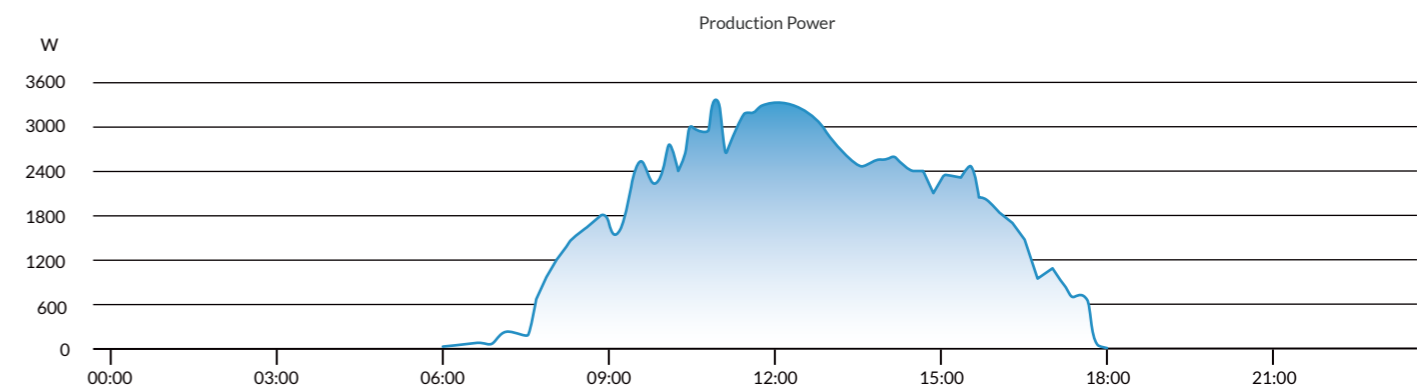
- ◆ High DC/AC ratio 1.5 times for more yields
- ◆ Zero export application, response speed within 0.5S
- ◆ T-type three-level topology and enhanced SVPWM
- ◆ Type II DC / AC SPD, frequency droop control technology
- ◆ Max. DC input current of 19.5A/string, adapt to 600W solar panel
- ◆ String intelligent monitoring (optional), Ani-PID function (Optional)



Main Highlights

Deye microinverter 300-2250W

- ◆ Support reactive power compensation, comply with UL code.
- ◆ Module level monitoring, Max. 4 MPPTs design
- ◆ Max. DC input current 18A, adapt to 790W PV module
- ◆ Rapid shutdown function, safe and reliable
- ◆ WIFI communication
- ◆ IP67 protection degree, 15 years warranty



Physical Layout







0W	200 W	180 W	150 W
170 W	170 W	280 W	250 W
270 W	280 W	260 W	240 W



Single Phase String Inverter

SUN-3.6/4/5/6K-G04-AU



-  2 MPP trackers, Max. efficiency up to 97.5%
-  Zero export application, VSG application
-  String intelligent monitoring (optional)
-  Wide output voltage range
-  Anti-PID function (Optional)
-  Low start-up voltage of 80V







Technical Data

Model	SUN-3.6K-G04-AU	SUN-4K-G04-AU	SUN-5K-G04-AU	SUN-6K-G04-AU
PV String Input Data				
Max. PV Input Power (kW)	5.4	6	7.5	9
Max. PV Input Voltage (V)	550			
Start-up Voltage (V)	80			
MPPT Voltage Range (V)	70-500			
Rated PV Input Voltage (V)	360			
Max. PV Access Power (W)	7200	8000	10000	12000
Max. Operating PV Input Current (A)	13+13			
Max. Input Short Circuit Current (A)	19.5+19.5			
No. of MPP Trackers/ No. of Strings MPP Tracker	2/1+1			
AC Output Data				
Rated AC Output Active Power(kW)	3.6	4	5	6
Max. AC Output Apparent Power(kVA)	3.6	4	5	6
Rated AC Output Current (A)	15.7	17.4	21.7	26.1
Max. AC Output Current(A)	15.7	17.4	21.7	26.1
Rated Output voltage/range (V)	230 0.85Un-1.1Un			
Grid Connection Form	L/N/PE			
Rated Output Grid Frequency/range(Hz)	50Hz/45Hz-55Hz			
Power Factor Adjustment Range	0.8 leading to 0.8 lagging			
Total Current Harmonic Distortion THDi	<3%			
DC Injection Current	<0.5In			
Efficiency				
Max. Efficiency	97.3%		97.5%	
Euro Efficiency	96.9%		97%	
MPPT Efficiency	>99%			
Equipment Protection				
DC Reverse Polarity Protection	Yes			
AC Output Overcurrent Protection	Yes			
AC Output Overvoltage Protection	Yes			
AC Output Short Circuit Protection	Yes			
Thermal Protection	Yes			
Insulation Impedance Detection	Yes			
DC Component Monitoring	Yes			
Arc fault circuit interrupter (AFCI)	Optional			
DC Switch	Yes			
Residual Current Detection	Yes			
Anti-islanding Protection	yes(Active Frequency shift)			
Surge Protection Level	TYPE II(DC), TYPE II(AC)			
Protection Level	Class I			
Interface				
Communication Interface	RS485/RS232 /WiFi/LAN			
LCD/LED Display	LCD1602			
General Data				
Operating Temperature Range (°C)	-25°C to +65°C			
Permissible Ambient Humidity	0-100%			
Permissible Altitude (m)	2000m			
Noise (dB)	≤ 35 dB			
Ingress Protection(IP) Rating	IP 65			
Inverter Topology	Non-Isolated			
Over Voltage Category	OVC II(DC), OVC III(AC)			
Cabinet Size (mm)	330W×323H×190D (Excluding Connectors and Brackets)			
Weight (kg)	8			
Warranty	10 Years			
Type of Cooling	Natural Cooling			
Grid Regulation	AS/NZS 4777.2			
Safety EMC/Standard	IEC/EN 61000-6-1/2/3/4, IEC/EN 62109-1, IEC/EN 62109-2			

Single Phase String Inverter

SUN-7/7.5/8K-G02P1-AU-AM2



-  2 MPP trackers, Max. efficiency up to 97.7%
-  Zero export application, VSG application
-  String intelligent monitoring (optional)
-  Wide output voltage range
-  Anti-PID function (Optional)
-  Low start-up voltage of 80V







Technical Data

Model	SUN-7K-G02P1-AU-AM2	SUN-7.5K-G02P1-AU-AM2	SUN-8K-G02P1-AU-AM2
PV String Input Data			
Max. PV Input Power (kW)	10.5	11.25	12
Max. PV Input Voltage (V)		550	
Start-up Voltage (V)		80	
MPPT Voltage Range (V)		70-500	
Rated PV Input Voltage (V)		360	
Max. PV Access Power (W)	14000	15000	16000
Max. Operating PV Input Current (A)		18+26	
Max. Input Short Circuit Current (A)		27+39	
No. of MPP Trackers/ No. of Strings MPP Tracker		2/1+2	
AC Output Side			
Rated AC Output Active Power (kW)	7	7.5	8
Max. AC Output Apparent Power (kVA)	7	7.5	8
Rated AC Output Current (A)	30.5	32.7	34.8
Max. AC Output Current (A)	30.5	32.7	34.8
Rated Output Voltage/Range (V)		230 0.85Un-1.1Un	
Grid Connection Form		L/N/PE	
Rated Output Grid Frequency/Range(Hz)		50/45-55	
Power Factor Adjustment Range		0.8 leading to 0.8 lagging	
Total Current Harmonic Distortion THDi		<3%	
DC Injection Current		<0.5In	
Efficiency			
Max. Efficiency		97.7%	
Euro Efficiency		97.2%	
MPPT Efficiency		>99%	
Equipment Protection			
DC Reverse Polarity Protection		Yes	
AC Output Overcurrent Protection		Yes	
AC Output Overvoltage Protection		Yes	
AC Output Short Circuit Protection		Yes	
Thermal Protection		Yes	
Insulation Impedance Detection		Yes	
DC Component Monitoring		Yes	
Arc fault circuit interrupter (AFCI)		Optional	
DC Switch		Yes	
Residual Current Detection		Yes	
Anti-islanding Protection		yes(Active Frequency shift)	
Surge Protection Level		TYPE II(DC), TYPE II(AC)	
Protection Level		Class I	
Interface			
Communication Interface		RS485/RS232 /WiFi/LAN	
LCD/LED Display		LCD1602	
General Data			
Operating Temperature Range (°C)		-25°C to +60°C	
Permissible Ambient Humidity		0-100%	
Permissible Altitude (m)		3000m	
Noise (dB)		≤35	
Ingress Protection(IP) Rating		IP 65	
Inverter Topology		Non-Isolated	
Over Voltage Category		OVC II(DC), OVC III(AC)	
Cabinet Size (WxHxD mm)		330×310×208.5 (Excluding Connectors and Brackets)	
Weight (kg)		12.1	
Warranty		10 Years	
Type of Cooling		Natural Cooling	
Grid Regulation		AS/NZS 4777.2	
Safety EMC/Standard		IEC/EN 61000-6-1/2/3/4, IEC/EN 62109-1, IEC/EN 62109-2	

Single Phase String Inverter

SUN-9/10/10.5K-G02P1-AU-AM2



-  2 MPP trackers, Max. efficiency up to 97.7%
-  Zero export application, VSG application
-  String intelligent monitoring (optional)
-  Wide output voltage range
-  Anti-PID function (Optional)
-  Low start-up voltage of 80V






Technical Data

Model	SUN-9K-G02P1-AU-AM2	SUN-10K-G02P1-AU-AM2	SUN-10.5K-G02P1-AU-AM2
PV String Input Data			
Max. PV Input Power (kW)	13.5	15	15.75
Max. PV Input Voltage (V)	550		
Start-up Voltage (V)	80		
MPPT Voltage Range (V)	70-500		
Rated PV Input Voltage (V)	360		
Max. PV Access Power (W)	18000	20000	21000
Max. Operating PV Input Current (A)	26+26		
Max. Input Short Circuit Current (A)	39+39		
No. of MPP Trackers/ No. of Strings MPP Tracker	2/2+2		
AC Output Side			
Rated AC Output Active Power (kW)	9	9.99	10.5
Max. AC Output Apparent Power (kVA)	9	9.99	10.5
Rated AC Output Current (A)	39.2	43.5	45.7
Max. AC Output Current (A)	39.2	43.5	45.7
Rated Output Voltage/Range (V)	230 0.85Un-1.1Un		
Grid Connection Form	L/N/PE		
Rated Output Grid Frequency/Range(Hz)	50/45-55		
Power Factor Adjustment Range	0.8 leading to 0.8 lagging		
Total Current Harmonic Distortion THDi	<3%		
DC Injection Current	<0.5In		
Efficiency			
Max. Efficiency	97.7%		
Euro Efficiency	97.2%		
MPPT Efficiency	>99%		
Equipment Protection			
DC Reverse Polarity Protection	Yes		
AC Output Overcurrent Protection	Yes		
AC Output Overvoltage Protection	Yes		
AC Output Short Circuit Protection	Yes		
Thermal Protection	Yes		
Insulation Impedance Detection	Yes		
DC Component Monitoring	Yes		
Arc fault circuit interrupter (AFCI)	Optional		
DC Switch	Yes		
Residual Current Detection	Yes		
Anti-islanding Protection	yes(Active Frequency shift)		
Surge Protection Level Protection Level	TYPE II(DC), TYPE II(AC) Class I		
Interface			
Communication Interface	RS485/RS232 /WiFi/LAN		
LCD/LED Display	LCD1602		
General Data			
Operating Temperature Range (°C)	-25°C to +60°C		
Permissible Ambient Humidity	0-100%		
Permissible Altitude (m)	3000m		
Noise (dB)	≤35		
Ingress Protection(IP) Rating	IP 65		
Inverter Topology	Non-Isolated		
Over Voltage Category	OVC II(DC), OVC III(AC)		
Cabinet Size (WxHxD mm)	330×410×213.5 (Excluding Connectors and Brackets)		
Weight (kg)	14.8		
Warranty	10 Years		
Type of Cooling	Natural Cooling		
Grid Regulation	AS/NZS 4777.2		
Safety EMC/Standard	IEC/EN 61000-6-1/2/3/4, IEC/EN 62109-1, IEC/EN 62109-2		

Three Phase String Inverter

SUN-3/5/6/8/10/12K-G05-AU



-  2 MPP trackers, Max. efficiency up to 98.3%
-  Zero export application, VSG application
-  String intelligent monitoring (optional)
-  Wide output voltage range
-  Anti-PID function (Optional)






Technical Data

Model	SUN-3K-G05-AU	SUN-5K-G05-AU	SUN-6K-G05-AU	SUN-8K-G05-AU	SUN-10K-G05-AU	SUN-12K-G05-AU
PV String Input Data						
Max. PV Input Power (kW)	4.5	7.5	9	12	15	18
Max. PV Input Voltage (V)	1000					
Start-up Voltage (V)	140					
MPPT Voltage Range (V)	120-850					
Rated PV Input Voltage (V)	600					
Max. PV Access Power (W)	6000	10000	12000	16000	20000	24000
Max. Operating PV Input Current (A)	13+13					
Max. Input Short Circuit Current (A)	19.5+19.5					
No. of MPP Trackers/ No. of Strings MPP Tracker	2/1+1					
AC Output Data						
Rated AC Output Active Power(kW)	3	5	6	8	10	12
Max. AC Output Apparent Power(kVA)	3	5	6	8	10	12
Rated AC Output current (A)	4.3	7.2	7.8	11.6	14.5	17.4
Max. AC Output Current(A)	4.3	7.2	7.8	11.6	14.5	17.4
Rated Output voltage/range (V)	230V/400V 240V/415V 0.85Un-1.1Un					
Grid Connection Form	3L/N/PE					
Rated Output Grid Frequency/range(Hz)	50Hz/45Hz-55Hz					
Power Factor Adjustment Range	0.8 leading to 0.8 lagging					
Total Current Harmonic Distortion THDi	<3%					
DC Injection Current	<0.5%In					
Efficiency						
Max. Efficiency	98.1%	98.2%			98.3%	
Euro Efficiency	97.5%	97.6%			97.8%	
MPPT Efficiency	>99%					
Equipment Protection						
DC Reverse Polarity Protection	Yes					
AC Output Overcurrent Protection	Yes					
AC Output Overvoltage Protection	Yes					
AC Output Short Circuit Protection	Yes					
Thermal Protection	Yes					
Insulation Impedance Detection	Yes					
DC Component Monitoring	Yes					
Arc fault circuit interrupter (AFCI)	Optional					
DC Switch	Yes					
Residual Current Detection	Yes					
Anti-islanding Protection	yes(Active Frequency shift)					
Surge Protection Level	TYPE II(DC), TYPE II(AC)					
Protection Level	Class I					
Interface						
Communication Interface	RS485/RS232 /WiFi/LAN					
LCD/LED Display	LCD1602					
General Data						
Operating Temperature Range (°C)	-25°C to +65°C					
Permissible Ambient Humidity	0-100%					
Permissible Altitude (m)	4000m					
Noise (dB)	≤ 30 dB					
Ingress Protection(IP) Rating	IP 65					
Inverter Topology	Non-Isolated					
Over Voltage Category	OVC II(DC), OVC III(AC)					
Cabinet Size (mm)	332W×457H×203D (Excluding Connectors and Brackets)					
Weight (kg)	11					
Warranty	10 Years					
Type of Cooling	Natural Cooling					
Grid Regulation	AS/NZS 4777.2					
Safety EMC/Standard	IEC/EN 61000-6-1/2/3/4, IEC/EN 62109-1, IEC/EN 62109-2					

Three Phase String Inverter

SUN-15K-G05-AU



-  2 MPP trackers, Max. efficiency up to 98.5%
-  Zero export application, VSG application
-  String intelligent monitoring (optional)
-  Wide output voltage range
-  Anti-PID function (Optional)






Technical Data

Model	SUN-15K-G05-AU
PV String Input Data	
Max. PV Input Power (kW)	22.5
Max. PV Input Voltage (V)	1000
Start-up Voltage (V)	250
MPPT Voltage Range (V)	200-850
Rated PV Input Voltage (V)	600
Max. PV Access Power (W)	30000
Max. Operating PV Input Current (A)	13+26
Max. Input Short Circuit Current (A)	19.5+39
No. of MPP Trackers/ No. of Strings MPP Tracker	2/1+2
AC Output Data	
Rated AC Output Active Power(kW)	15
Max. AC Output Apparent Power(kVA)	15
Rated AC Output current (A)	21.7
Max. AC Output Current(A)	21.7
Rated Output voltage/range (V)	230V/400V 240V/415V 0.85Un-1.1Un
Grid Connection Form	3L/N/PE
Rated Output Grid Frequency/range(Hz)	50Hz/45Hz-55Hz
Power Factor Adjustment Range	0.8 leading to 0.8 lagging
Total Current Harmonic Distortion THDi	<3%
DC Injection Current	<0.5%In
Efficiency	
Max. Efficiency	98.5%
Euro Efficiency	98.0%
MPPT Efficiency	>99%
Equipment Protection	
DC Reverse Polarity Protection	Yes
AC Output Overcurrent Protection	Yes
AC Output Overvoltage Protection	Yes
AC Output Short Circuit Protection	Yes
Thermal Protection	Yes
Insulation Impedance Detection	Yes
DC Component Monitoring	Yes
Arc fault circuit interrupter (AFCI)	Optional
DC Switch	Yes
Residual Current Detection	Yes
Anti-islanding Protection	yes(Active Frequency shift)
Surge Protection Level	TYPE II(DC), TYPE II(AC)
Protection Level	Class I
Interface	
Communication Interface	RS485/RS232 /WiFi/LAN
LCD/LED Display	LCD1602
General Data	
Operating Temperature Range (°C)	-25°C to +65°C
Permissible Ambient Humidity	0-100%
Permissible Altitude (m)	4000m
Noise (dB)	≤ 40 dB
Ingress Protection(IP) Rating	IP 65
Inverter Topology	Non-Isolated
Over Voltage Category	OVC II(DC), OVC III(AC)
Cabinet Size (mm)	332W×472H×203D (Excluding Connectors and Brackets)
Weight (kg)	15
Warranty	10 Years
Type of Cooling	Intelligent Air Cooling
Grid Regulation	AS/NZS 4777.2
Safety EMC/Standard	IEC/EN 61000-6-1/2/3/4, IEC/EN 62109-1, IEC/EN 62109-2

Three Phase String Inverter

SUN-18/20/22/23/25K-G05-AU



-  2 MPP trackers, Max. efficiency up to 98.5%
-  Zero export application, VSG application
-  String intelligent monitoring (optional)
-  Wide output voltage range
-  Anti-PID function (Optional)




Technical Data

Model	SUN-18K-G05-AU	SUN-20K-G05-AU	SUN-22K-G05-AU	SUN-23K-G05-AU	SUN-25K-G05-AU
PV String Input Data					
Max. PV Input Power (kW)	27	30	33	34.5	37.5
Max. PV Input Voltage (V)	1100				
Start-up Voltage (V)	250				
MPPT Voltage Range (V)	200-1000				
Rated PV Input Voltage (V)	600				
Max. PV Access Power (W)	36000	40000	44000	46000	50000
Max. Operating PV Input Current (A)	26+26				
Max. Input Short Circuit Current (A)	39+39				
No. of MPP Trackers/ No. of Strings MPP Tracker	2/2+2				
AC Output Data					
Rated AC Output Active Power(kW)	18	20	22	23	25
Max. AC Output Apparent Power(kVA)	18	20	22	23	25
Rated AC Output current (A)	26.1	29	31.9	33.4	36.2
Max. AC Output Current(A)	26.1	29	31.9	33.4	36.2
Rated Output voltage/range (V)	230V/400V 240V/415V 0.85Un-1.1Un				
Grid Connection Form	3L/N/PE				
Rated Output Grid Frequency/range(Hz)	50Hz/45Hz-55Hz				
Power Factor Adjustment Range	0.8 leading to 0.8 lagging				
Total Current Harmonic Distortion THDi	<3%				
DC Injection Current	<0.5%In				
Efficiency					
Max. Efficiency	98.5%				
Euro Efficiency	98%				
MPPT Efficiency	>99%				
Equipment Protection					
DC Reverse Polarity Protection	Yes				
AC Output Overcurrent Protection	Yes				
AC Output Overvoltage Protection	Yes				
AC Output Short Circuit Protection	Yes				
Thermal Protection	Yes				
Insulation Impedance Detection	Yes				
DC Component Monitoring	Yes				
Arc fault circuit interrupter (AFCI)	Optional				
DC Switch	Yes				
Residual Current Detection	Yes				
Anti-islanding Protection	yes(Active Frequency shift)				
Surge Protection Level	TYPE II(DC), TYPE II(AC)				
Protection Level	Class I				
Interface					
Communication Interface	RS485/RS232 /WiFi/LAN				
Monitor Mode	LCD1602				
General Data					
Operating Temperature Range (°C)	-25°C to +60°C				
Permissible Ambient Humidity	0-100%				
Permissible Altitude (m)	4000m				
Noise (dB)	≤ 50 dB				
Ingress Protection(IP) Rating	IP 65				
Inverter Topology	Non-Isolated				
Over Voltage Category	OVC II(DC), OVC III(AC)				
Cabinet Size (mm)	362W×527H×220D (Excluding Connectors and Brackets)				
Weight (kg)	20				
Warranty	10 Years				
Type of Cooling	Intelligent air cooling				
Grid Regulation	AS/NZS 4777.2				
Safety EMC/Standard	IEC/EN 61000-6-1/2/3/4, IEC/EN 62109-1, IEC/EN 62109-2				

Single Phase Hybrid Inverter

SUN-3/3.6/5/6K-SG04LP1-AU



-  Colorful touch LCD, IP65 protection degree
-  AC couple to retrofit existing solar system
- 16** Max. 16 pcs parallel for on-grid and off-grid operation; Support multiple batteries parallel
- 135** Max. charging/discharging current of 135A
- 6** 6 time periods for battery charging/discharging
-  Support storing energy from diesel generator




Technical Data

Model	SUN-3K -SG04LP1-24-AU	SUN-3K -SG04LP1-AU	SUN-3.6K -SG04LP1-AU	SUN-5K -SG04LP1-AU	SUN-6K -SG04LP1-AU
Battery Input Data					
Battery Type	Lead-acid or Lithium-ion				
Battery Voltage Range (V)	20-30		40-60		
Max. Charging Current (A)	140	70	90	120	135
Max. Discharging Current (A)	140	70	90	120	135
Charging Strategy for Li-Ion Battery	Self-adaption to BMS				
Number of Battery Input	1				
PV String Input Data					
Max. PV access power(W)	6000	6000	7200	10000	12000
Max. PV Input Power (W)	4500	4500	5400	7500	9000
Max. PV Input Voltage (V)	500				
Start-up Voltage (V)	125				
MPPT Voltage Range (V)	150-425				
Rated PV Input Voltage(V)	370				
Max. Operating PV Input Current (A)	13			13+13	
Max. Input Short-Circuit Current (A)	19.5			19.5+19.5	
No. of MPP Trackers/ No. of Strings MPP Tracker	1/1			2/1+1	
AC Input/Output Data					
Rated AC Input/Output Active Power (W)	3000		3600	5000	6000
Max. AC Input/Output Apparent Power (VA)	3000		3600	5000	6000
Rated AC Input/Output Current (A)	13		15.7	21.7	26.1
Max. AC Input/Output Current (A)	13		15.7	21.7	26.1
Max. Continuous AC Passthrough (grid to load) (A)	35				
Peak Power (off grid)	2 time of rated power, 10 S				
Power Factor Adjustment Range	0.8 leading to 0.8 lagging				
Rated Input/Output Voltage/Range (V)	230 /240 0.85Un-1.1Un				
Rated Input/Output Grid Frequency/Range	50Hz/45Hz-55Hz				
Grid Connection Form	L+N+PE				
Total Current Harmonic Distortion THDi	<3% (of nominal power)				
DC Current Injection	<0.5% In				
Efficiency					
Max. Efficiency	97.60%				
Euro Efficiency	96.50%				
MPPT Efficiency	>99%				
Protection					
Integrated	DC Reverse Polarity Protection, AC Output Overcurrent Protection, Thermal Protection, AC Output Overvoltage Protection, AC Output Short Circuit Protection, DC Component Monitoring, Insulation Impedance Detection, Arc Fault Circuit Interrupter (AFCI)(optional), DC Switch, Anti-islanding Protection(Active Frequency shift) , Residual Current Detection				
Surge Protection Level	TYPE II(DC), TYPE II(AC)				
Interface					
Communication Interface	WIFI,RS485,CAN				
LCD/LED Display	LCD				
General Data					
Operating Temperature Range (°C)	-40 to +60°C, >45°C Derating				
Permissible Ambient Humidity	0-100%				
Permissible Altitude	2000m				
Noise (dB)	<30 dB				
Inverter Topology	Non-Isolated				
Over Voltage Category	OVC II(DC), OVC III(AC)				
Weight (kg)	17				
Cabinet size (mm)	330W x 433H x228D (Excluding connectors and brackets)				
Protection Level	Class I				
Protection Degree	IP65				
Type of Cooling	Natural cooling				Intelligent Air Cooling
Warranty	10 Years				
Grid Regulation	AS/NZS 4777.2				
Safety EMC / Standard	IEC/EN 61000-6-1/2/3/4, IEC/EN 62109-1, IEC/EN 62109-2				

Single Phase Hybrid Inverter

SUN-8K-SG05LP1-AU



-  Colorful touch LCD, IP65 protection degree
-  AC couple to retrofit existing solar system
- 16** Max. 16 pcs parallel for on-grid and off-grid operation; Support multiple batteries parallel
- 190** Max. charging/discharging current of 190A
- 6** 6 time periods for battery charging/discharging
-  Support storing energy from diesel generator







Technical Data

Model	SUN-8K-SG05LP1-AU
Battery Input Data	
Battery Type	Lead-acid or Lithium-ion
Battery Voltage Range (V)	40-60
Max. Charging Current (A)	190
Max. Discharging Current (A)	190
Charging Strategy for Li-Ion Battery	Self-adaption to BMS
Number of Battery Input	1
PV String Input Data	
Max. PV access power(W)	16000
Max. PV Input Power (W)	12000
Max. PV Input Voltage (V)	500
Start-up Voltage (V)	125
MPPT Voltage Range (V)	150-425
Rated PV Input Voltage(V)	370
Max. Operating PV Input Current (A)	26+26
Max. Input Short-Circuit Current (A)	39+39
No. of MPP Trackers/ No. of Strings MPP Tracker	2/2+2
AC Input/Output Data	
Rated AC Input/Output Active Power (W)	8000
Max. AC Input/Output Apparent Power (VA)	8000
Rated AC Input/Output Current (A)	34.8
Max. AC Input/Output Current (A)	34.8
Max. Continuous AC Passthrough (grid to load) (A)	50
Peak Power (off grid)	2 time of rated power, 10 S
Power Factor Adjustment Range	0.8 leading to 0.8 lagging
Rated Input/Output Voltage/Range (V)	230 /240 0.85Un-1.1Un
Rated Input/Output Grid Frequency/Range	50Hz/45Hz-55Hz
Grid Connection Form	L+N+PE
Total Current Harmonic Distortion THDi	<3% (of nominal power)
DC Current Injection	<0.5% In
Efficiency	
Max. Efficiency	97.60%
Euro Efficiency	96.50%
MPPT Efficiency	>99%
Protection	
Integrated	DC Reverse Polarity Protection, AC Output Overcurrent Protection, Thermal Protection, AC Output Overvoltage Protection, AC Output Short Circuit Protection, DC Component Monitoring, Insulation Impedance Detection, Arc Fault Circuit Interrupter (AFCI)(optional),DC Switch, Anti-islanding Protection(Active Frequency shift) , Residual Current Detection
Surge Protection Level	TYPE II(DC), TYPE II(AC)
Interface	
Communication Interface	WIFI,RS485,CAN
LCD/LED Display	LCD
General Data	
Operating Temperature Range (°C)	-40 to +60°C, >45°C Derating
Permissible Ambient Humidity	0-100%
Permissible Altitude	2000m
Noise (dB)	<45 dB
Inverter Topology	Non-Isolated
Over Voltage Category	OVC II(DC), OVC III(AC)
Weight (kg)	24.9
Cabinet size (mm)	330W x 580H x232D (Excluding connectors and brackets)
Protection Degree	IP65
Protection Level	Class I
Type of Cooling	Intelligent Air Cooling
Warranty	10 Years
Grid Regulation	AS/NZS 4777.2
Safety EMC / Standard	IEC/EN 61000-6-1/2/3/4, IEC/EN 62109-1, IEC/EN 62109-2

Single Phase Hybrid Inverter

SUN-10/12K-SG02LP1-AU-AM3




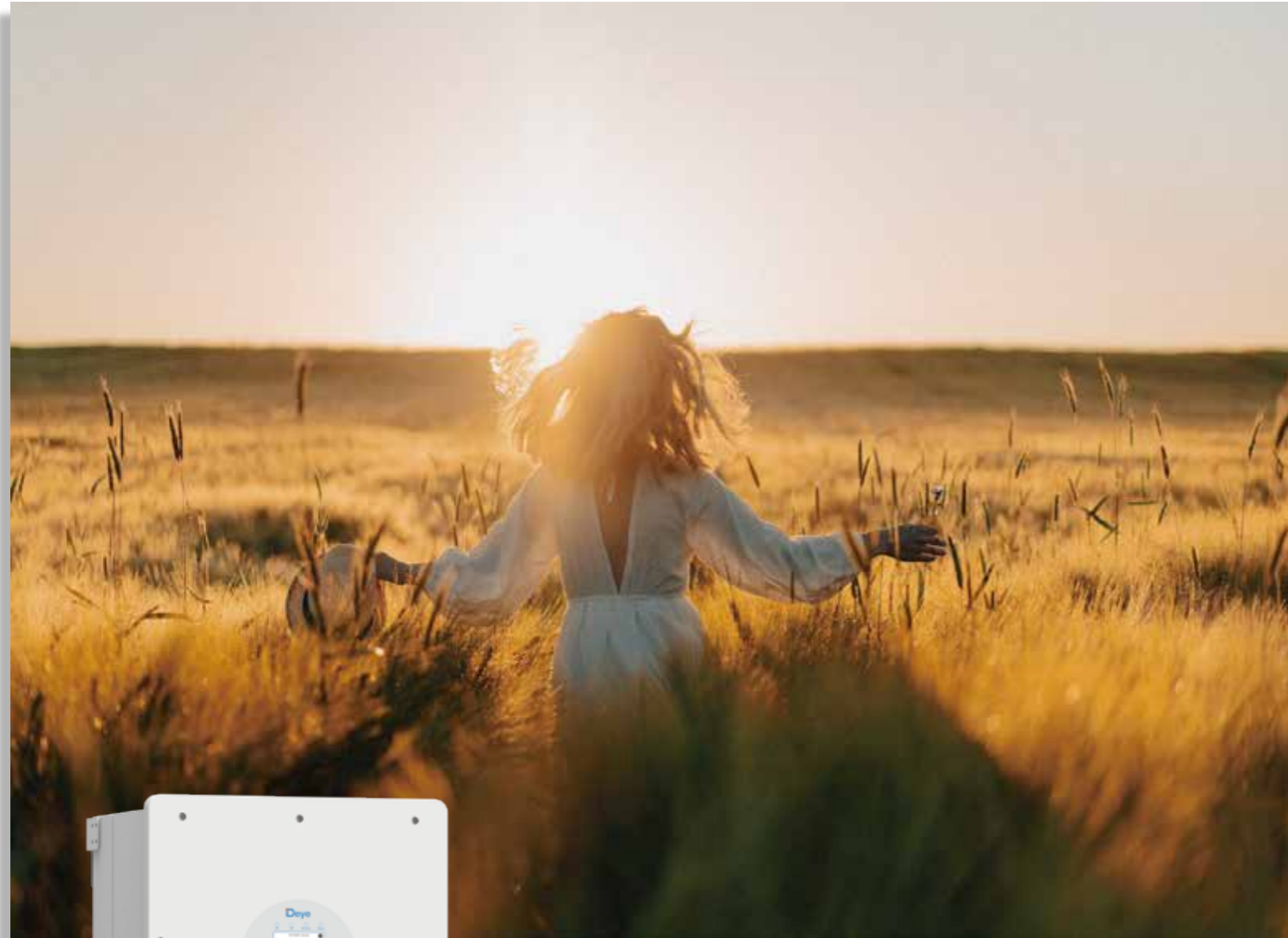
-  Colorful touch LCD, IP65 protection degree
-  AC couple to retrofit existing solar system
-  Max. 16 pcs parallel for on-grid and off-grid operation; Support multiple batteries parallel
-  Max. charging/discharging current of 250A
-  6 time periods for battery charging/discharging
-  Support storing energy from diesel generator




Technical Data

Model	SUN-10K-SG02LP1-AU-AM3	SUN-12K-SG02LP1-AU-AM3
Battery Input Data		
Battery Type	Lead-acid or Lithium-ion	
Battery Voltage Range (V)	40-60	
Max. Charging Current (A)	220	250
Max. Discharging Current (A)	220	250
Charging Strategy for Li-Ion Battery	Self-adaption to BMS	
Number of Battery Input	1	
PV String Input Data		
Max. PV access power(W)	20000	24000
Max. PV Input Power (W)	15000	18000
Max. PV Input Voltage (V)	500	
Start-up Voltage (V)	125	
MPPT Voltage Range (V)	150-425	
Rated PV Input Voltage(V)	370	
Max. Operating PV Input Current (A)	26+26+26	
Max. Input Short-Circuit Current (A)	44+44+44	
No. of MPP Trackers/ No. of Strings MPP Tracker	3/2+2+2	
AC Input/Output Data		
Rated AC Input/Output Active Power (W)	9999	12000
Max. AC Input/Output Apparent Power (VA)	9999	12000
Rated AC Input/Output Current (A)	43.5	52.2
Max. AC Input/Output Current (A)	43.5	52.2
Max. Continuous AC Passthrough (grid to load) (A)	60	
Peak Power (off grid)	2 time of rated power, 10 S	
Power Factor Adjustment Range	0.8 leading to 0.8 lagging	
Rated Input/Output Voltage/Range (V)	230 /240 0.85Un-1.1Un	
Rated Input/Output Grid Frequency/Range	50Hz/45Hz-55Hz	
Grid Connection Form	L+N+PE	
Total Current Harmonic Distortion THDi	<3% (of nominal power)	
DC Current Injection	<0.5% In	
Efficiency		
Max. Efficiency	97.60%	
Euro Efficiency	96.50%	
MPPT Efficiency	>99%	
Protection		
Integrated	DC Reverse Polarity Protection, AC Output Overcurrent Protection, Thermal Protection, AC Output Overvoltage Protection, AC Output Short Circuit Protection, DC Component Monitoring, Insulation Impedance Detection, Arc Fault Circuit Interrupter (AFCI)(optional), DC Switch, Anti-islanding Protection(Active Frequency shift) , Residual Current Detection	
Surge Protection Level	TYPE II(DC), TYPE II(AC)	
Interface		
Communication Interface	WIFI,RS485,CAN	
LCD/LED Display	LCD	
General Data		
Operating Temperature Range (°C)	-40 to +60°C, >45°C Derating	
Permissible Ambient Humidity	0-100%	
Permissible Altitude	2000m	
Noise (dB)	<45 dB	
Inverter Topology	Non-Isolated	
Over Voltage Category	OVC II(DC), OVC III(AC)	
Weight (kg)	35.6	
Cabinet size (mm)	420W×670H×233 D (Excluding connectors and brackets)	
Protection Degree	IP65	
Protection Level	Class I	
Type of Cooling	Intelligent Air Cooling	
Warranty	10 Year	
Grid Regulation	AS/NZS 4777.2	
Safety / EMC Standard	IEC/EN 61000-6-1/2/3/4, IEC/EN 62109-1, IEC/EN 62109-2	

Single Phase Hybrid Inverter

SUN-14/16K-SG01LP1-AU-AM3



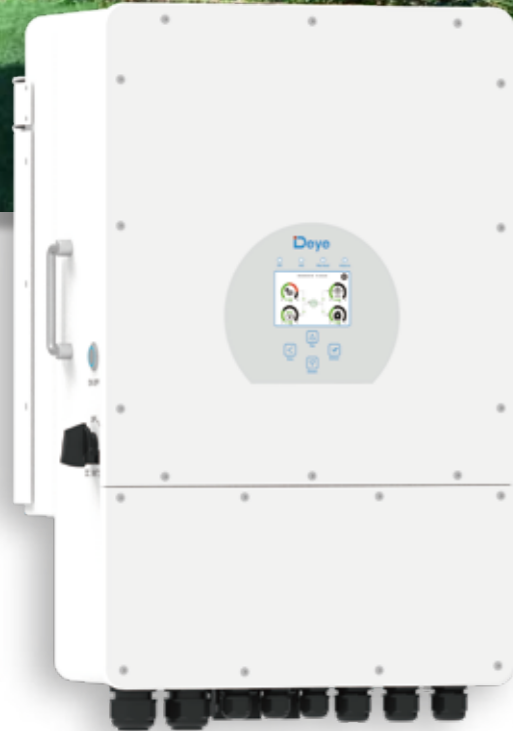
-  Colorful touch LCD, IP65 protection degree
-  AC couple to retrofit existing solar system
- 16** Max. 16 pcs parallel for on-grid and off-grid operation; Support multiple batteries parallel
- 290** Max. charging/discharging current of 290A
- 6** 6 time periods for battery charging/discharging
-  Support storing energy from diesel generator

Technical Data

Model	SUN-14K-SG01LP1-AU-AM3	SUN-16K-SG01LP1-AU-AM3
Battery Input Data		
Battery Type	Lead-acid or Lithium-ion	
Battery Voltage Range (V)	40-60	
Max. Charging Current (A)	250	290
Max. Discharging Current (A)	250	290
Charging Strategy for Li-Ion Battery	Self-adaption to BMS	
Number of Battery Input	2	
PV String Input Data		
Max. PV access power(W)	28000	32000
Max. PV Input Power (W)	21000	24000
Max. PV Input Voltage (V)	500	
Start-up Voltage (V)	125	
MPPT Voltage Range (V)	150-425	
Rated PV Input Voltage(V)	370	
Max. Operating PV Input Current (A)	26+26+26	
Max. Input Short-Circuit Current (A)	44+44+44	
No. of MPP Trackers/ No. of Strings MPP Tracker	3/2+2+2	
AC Input/Output Data		
Rated AC Input/Output Active Power (W)	14000	16000
Max. AC Input/Output Apparent Power (VA)	14000	16000
Rated AC Input/Output Current (A)	60.9	69.6
Max. AC Input/Output Current (A)	60.9	69.6
Max. Continuous AC Passthrough (A)	100	
Peak Power (off grid) (W)	2 time of rated power, 10 S	
Power Factor Adjustment Range	0.8 leading to 0.8 lagging	
Rated Input/Output Voltage/Range (V)	230 /240 0.85Un-1.1Un	
Rated Input/Output Grid Frequency/Range	50Hz/45Hz-55Hz	
Grid Connection Form	L+N+PE	
Total Current Harmonic Distortion THDi	<3%	
DC Current Injection	<0.5% In	
Efficiency		
Max. Efficiency	97.60%	
Euro Efficiency	96.50%	
MPPT Efficiency	>99%	
Protection		
Integrated	DC Reverse Polarity Protection, AC Output Overcurrent Protection, Thermal Protection, AC Output Overvoltage Protection, AC Output Short Circuit Protection, DC Component Monitoring, Insulation Impedance Detection, Arc Fault Circuit Interrupter (AFCI) (optional), DC Switch, Anti-islanding Protection(Active Frequency shift) , Residual Current Detection	
Surge Protection Level	TYPE II(DC), TYPE II(AC)	
Interface		
Communication Interface	WIFI,RS485,CAN	
LCD/LED Display	LCD	
General Data		
Operating Temperature Range (°C)	-40 to+60°C, >45°C derating	
Permissible Ambient Humidity	0-100%	
Permissible Altitude	2000m	
Noise (dB)	<50 dB	
Inverter Topology	Non-Isolated	
Over Voltage Category	OVC II(DC), OVC III(AC)	
Weight (kg)	48	
Cabinet Size (W*H*D) [mm]	464 x 763 x282 (Excluding connectors and brackets)	
Ingress Protection(IP) Rating	IP65	
Protection Level	Class I	
Type of Cooling	Intelligent Air Cooling	
Warranty	10 Years	
Grid Regulation	AS/NZS 4777.2	
Safety EMC / Standard	IEC/EN 61000-6-1/2/3/4, IEC/EN 62109-1, IEC/EN 62109-2	

Three Phase Hybrid Inverter

SUN-5/6/8/10/12K-SG04LP3-AU



- 100** 100% unbalanced output, each phase; Max. output up to 50% rated power
- AC** AC couple to retrofit existing solar system
- 10** Max. 10 pcs parallel for on-grid and off-grid operation; Support multiple batteries parallel
- 240** Max. charging/discharging current of 240A
- 48** 48V low voltage battery, transformer isolation design
- 6** 6 time periods for battery charging/discharging
- Truck** Support storing energy from diesel generator

Technical Data

Model	SUN-5K -SG04LP3-AU	SUN-6K -SG04LP3-AU	SUN-8K -SG04LP3-AU	SUN-10K -SG04LP3-AU	SUN-12K -SG04LP3-AU
Battery Input Data					
Battery Type	Lead-acid or Lithium-ion				
Battery Voltage Range (V)	40-60				
Max. Charging Current (A)	120	150	190	210	240
Max. Discharging Current (A)	120	150	190	210	240
Charging Strategy for Li-Ion Battery	Self-adaption to BMS				
Number of Battery Input	1				
PV String Input Data					
Max. PV access power(W)	10000	12000	16000	20000	24000
Max. PV Input Power (W)	7500	9000	12000	15000	18000
Max. PV Input Voltage (V)	800				
Start-up Voltage (V)	160				
MPPT Voltage Range (V)	200-650				
Rated PV Input Voltage(V)	550				
Max. Operating PV Input Current (A)	13+13			26+13	
Max. Input Short-Circuit Current (A)	19.5+19.5			39+19.5	
No. of MPP Trackers/ No. of Strings MPP Tracker	2/1+1			2/2+1	
AC Input/Output Data					
Rated AC Input/Output Active Power (W)	5000	6000	8000	10000	12000
Max. AC Input/Output Apparent Power (VA)	5000	6000	8000	10000	12000
Rated AC Input/Output Current (A)	7.2	8.7	11.6	14.5	17.4
Max. AC Input/Output Current (A)	7.2	8.7	11.6	14.5	17.4
Max. Continuous AC Passthrough (grid to load) (A)	45				
Peak Power (off grid)(W)	2 time of rated power, 10 S				
Power Factor Adjustment Range	0.8 leading to 0.8 lagging				
Rated Input/Output Voltage/Range (V)	230/400V,240/415V 0.85Un-1.1Un				
Rated Input/Output Grid Frequency/Range	50Hz/45Hz-55Hz				
Grid Connection Form	3L+N+PE				
Total Current Harmonic Distortion THDi	<3%				
DC Current Injection	<0.5% In				
Efficiency					
Max. Efficiency	97.60%				
Euro Efficiency	97.0%				
MPPT Efficiency	>99%				
Protection					
Integrated	DC Reverse Polarity Protection, AC Output Overcurrent Protection, Thermal Protection, AC Output Overvoltage Protection, AC Output Short Circuit Protection, DC Component Monitoring, Insulation Impedance Detection, Arc Fault Circuit Interrupter (AFCI)(optional),DC Switch, Anti-islanding Protection(Active Frequency shift) , Residual Current Detection				
Surge Protection Level	TYPE II(DC), TYPE II(AC)				
Interface					
Communication Interface	WIFI,RS485/CAN				
LCD/LED Display	LCD				
General Data					
Operating Temperature Range (°C)	-40 to +60°C, >45°C derating				
Permissible Ambient Humidity	0-100%				
Permissible Altitude	2000m				
Inverter Topology	Non-Isolated				
Over Voltage Category	OVC II(DC), OVC III(AC)				
Noise (dB)	≤ 55 dB				
Weight (kg)	38				
Cabinet size (mm)	422W x 658H x254D (Excluding connectors and brackets)				
Protection Degree	IP65				
Protection Level	Class I				
Type of Cooling	Intelligent Air Cooling				
Warranty	10 Years				
Grid Regulation	AS/NZS 4777.2				
Safety EMC / Standard	IEC/EN 61000-6-1/2/3/4, IEC/EN 62109-1, IEC/EN 62109-2				

Three Phase Hybrid Inverter

SUN-14/15/16/18/20K-SG05LP3-AU-SM2



- 100** 100% unbalanced output, each phase; Max. output up to 50% rated power
- AC** AC couple to retrofit existing solar system
- 10** Max. 10 pcs parallel for on-grid and off-grid operation; Support multiple batteries parallel
- 350** Max. charging/discharging current of 350A
- 48** 48V low voltage battery, transformer isolation design
- 6** 6 time periods for battery charging/discharging
- Generator** Support storing energy from diesel generator

Technical Data

Model	SUN-14K-SG05LP3-AU-SM2	SUN-15K-SG05LP3-AU-SM2	SUN-16K-SG05LP3-AU-SM2	SUN-18K-SG05LP3-AU-SM2	SUN-20K-SG05LP3-AU-SM2
Battery Input Data					
Battery Type	Lead-acid or Lithium-ion				
Battery Voltage Range (V)	40-60				
Max. Charging Current (A)	260	280	300	330	350
Max. Discharging Current (A)	260	280	300	330	350
Charging Strategy for Li-ion Battery	Self-adaption to BMS				
Number of Battery Input	1				
PV String Input Data					
Max. PV access power(W)	28000	30000	32000	36000	40000
Max. PV Input Power (W)	22400	24000	25600	28800	32000
Max. PV Input Voltage (V)	800				
Start-up Voltage (V)	160				
MPPT Voltage Range (V)	160-650				
Rated PV Input Voltage (V)	550				
Max. Operating PV Input Current (A)	36+36				
Max. Input Short-Circuit Current (A)	54+54				
No. of MPP Trackers/ No. of Strings MPP Tracker	2/2+2				
AC Input/Output Data					
Rated AC Input/Output Active Power (W)	14000	15000	16000	18000	20000
Max. AC Input/Output Apparent Power (VA)	14000	15000	16000	18000	20000
Rated AC Input/Output Current (A)	20.3	21.8	23.2	26.1	29
Max. AC Input/Output Current (A)	20.3	21.8	23.2	26.1	29
Max. Continuous AC Passthrough (grid to load) (A)	70				
Peak Power (off-grid) (W)	2 times of rated power, 10s				
Power Factor Adjustment Range	0.8 leading to 0.8 lagging				
Rated Input/Output Voltage/Range (V)	230/400V, 240/415V 0.85Un-1.1Un				
Rated Input/Output Grid Frequency/Range(Hz)	50/45-55				
Grid Connection Form	3L+N+PE				
Total Current Harmonic Distortion THDi	<3% (of nominal power)				
DC Injection Current	<0.5% In				
Efficiency					
Max. Efficiency	97.6%				
Euro Efficiency	97.0%				
MPPT Efficiency	>99%				
Equipment Protection					
Integrated	DC Reverse Polarity Protection, AC Output Overcurrent Protection, Thermal Protection, AC Output Overvoltage Protection, AC Output Short Circuit Protection, DC Component Monitoring, Insulation Impedance Detection, Arc Fault Circuit Interrupter (AFCI)(optional), DC Switch, Anti-islanding Protection(Active Frequency shift), Residual Current Detection				
Surge Protection Level	TYPE II(DC), TYPE II(AC)				
Interface					
Communication Interface	LCD				
LCD/LED Display	WIFI,RS485,CAN				
General Data					
Operating Temperature Range (°C)	-40 to +60°C, >45°C Derating				
Permissible Ambient Humidity	0-100%				
Permissible Altitude	3000m				
Noise (dB)	<60				
Ingress Protection(IP) Rating	IP 65dB				
Protection Level	Class I				
Inverter Topology	Non-Isolated				
Over Voltage Category	OVC II(DC), OVC III(AC)				
Cabinet Size (WxHxD mm)	456×750×268.5 (Excluding Connectors and Brackets)				
Weight (kg)	51.9				
Type of Cooling	Intelligent Air Cooling				
Warranty	10 Years				
Grid Regulation	AS/NZS 4777.2				
Safety / EMC Standard	IEC/EN 61000-6-1/2/3/4, IEC/EN 62109-1, IEC/EN 62109-2				

Three Phase Hybrid Inverter

SUN-10/12/15/20/25K-SG01HP3-AU-AM2




- 100** 100% unbalanced output
- AC** AC couple to retrofit existing solar system
- 10** Max. 10 pcs parallel for on-grid and off-grid operation; Support multiple batteries parallel
- 50** Max. charging/discharging current of 50A
- H** High voltage battery, higher efficiency
- 6** 6 time periods for battery charging/discharging
- Generator** Support storing energy from diesel generator



Technical Data

Model	SUN-10K-SG01 HP3-AU-AM2	SUN-12K-SG01 HP3-AU-AM2	SUN-15K-SG01 HP3-AU-AM2	SUN-20K-SG01 HP3-AU-AM2	SUN-25K-SG01 HP3-AU-AM2
Battery Input Data					
Battery Type	Lithium-ion				
Battery Voltage Range (V)	160-700				
Max. Charging Current (A)	37			50	
Max. Discharging Current (A)	37			50	
Charging Strategy for Li-ion Battery	Self-adaption to BMS				
Number of Battery Input	1				
PV String Input Data					
Max. PV Access Power (W)	20000	24000	30000	40000	50000
Max. PV Input Power (W)	15000	18000	22500	30000	37500
Max. PV Input Voltage (V)	1000				
Start-up Voltage (V)	180				
MPPT Voltage Range (V)	150-850				
Rated PV Input Voltage (V)	600			700	
Max. Operating PV Input Current (A)	20+20	26+20		26+26	
Max. Input Short-Circuit Current (A)	30+30	39+30		39+39	
No. of MPP Trackers/No. of Strings MPP Tracker	2/1+1	2/2+1		2/2+2	
AC Input/Output Data					
Rated AC Input/Output Active Power (W)	10000	12000	15000	20000	25000
Max. AC Input/Output Apparent Power (VA)	10000	12000	15000	20000	25000
Rated AC Input/Output Current (A)	14.5	17.4	21.8	29	36.3
Max. AC Input/Output Current (A)	14.5	17.4	21.8	29	36.3
Max. Continuous AC Passthrough (grid to load) (A)	40	80			
Peak Power (off-grid) (W)	1.5 times of rated power, 10s				
Power Factor Adjustment Range	0.8 leading to 0.8 lagging				
Rated Input/Output Voltage/Range (V)	230/400V 240/415V 0.85Un-1.1Un				
Rated Input/Output Grid Frequency/Range(Hz)	50/45-55, 60/55-65				
Grid Connection Form	3L+N+PE				
Total Current Harmonic Distortion THDi	<3% (of nominal power)				
DC Injection Current	<0.5% In				
Efficiency					
Max. Efficiency	97.6%				
Euro Efficiency	97.0%				
MPPT Efficiency	>99%				
Equipment Protection					
Integrated	DC Reverse Polarity Protection, AC Output Overcurrent Protection, Thermal Protection, AC Output Overvoltage Protection, AC Output Short Circuit Protection, DC Component Monitoring, Arc Fault Circuit Interrupter (optional), Anti-islanding Protection (AFCI)(Active Frequency shift), DC Switch, Insulation Impedance Detection, Residual Current Detection				
Surge Protection Level	TYPE II(DC), TYPE II(AC)				
Interface					
Communication Interface	WIFI,RS485,CAN				
LCD/LED Display	LCD				
General Data					
Operating Temperature Range (°C)	-40 to +60°C, >45°C Derating				
Permissible Ambient Humidity	0-100%				
Permissible Altitude	2000m				
Noise (dB)	≤55dB				
Ingress Protection(IP) Rating	IP 65				
Protection Level	Class I				
Inverter Topology	Non-Isolated				
Over Voltage Category	OVC II(DC), OVC III(AC)				
Cabinet Size (WxHxD mm)	408×638×237 (Excluding Connectors and Brackets)				
Weight (kg)	30.5				
Type of Cooling	Intelligent Air Cooling				
Warranty	10 Years				
Grid Regulation	AS/NZS 4777.2				
Safety / EMC Standard	IEC/EN 61000-6-1/2/3/4, IEC/EN 62109-1, IEC/EN 62109-2				

Three Phase Hybrid Inverter

SUN-29.9K-SG01HP3-AU-BM3
SUN-40/50K-SG01HP3-AU-BM4



- 100** 100% unbalanced output
- H** High voltage battery, higher efficiency
-  AC couple to retrofit existing solar system
- 100** Max. charging/discharging current of 100A
- 10** Max. 10 pcs parallel for on-grid and off-grid operation; Support multiple batteries parallel
- 6** 6 time periods for battery charging/discharging
-  Support storing energy from diesel generator



Technical Data

Model	SUN-29.9K-SG01HP3-AU-BM3	SUN-40K-SG01HP3-AU-BM4	SUN-50K-SG01HP3-AU-BM4
Battery Input Data			
Battery Type	Lithium-ion		
Battery Voltage Range (V)	160-800		
Max. Charging Current (A)	50+50		
Max. Discharging Current (A)	50+50		
Charging Strategy for Li-ion Battery	Self-adaption to BMS		
Number of Battery Input	2		
PV String Input Data			
Max. PV access power(W)	59800	80000	100000
Max. PV Input Power (W)	44850	60000	75000
Max. PV Input Voltage (V)	1000		
Start-up Voltage (V)	180		
MPPT Voltage Range (V)	150-850		
Rated PV Input Voltage (V)	600		
Max. Operating PV Input Current (A)	36+36+36	36+36+36+36	
Max. Input Short-Circuit Current (A)	55+55+55	55+55+55+55	
No. of MPP Trackers/ No. of Strings MPP Tracker	3/2+2+2	4/2+2+2+2	
AC Input/Output Data			
Rated AC Input/Output Active Power (W)	29900	40000	50000
Max. AC Input/Output Apparent Power (VA)	29900	40000	50000
Rated AC Input/Output Current (A)	43.4	58	72.5
Max. AC Input/Output Current (A)	43.4	58	72.5
Max. Continuous AC Passthrough (grid to load) (A)	200		
Peak Power (off-grid) (W)	1.5 times of rated power, 10s		
Power Factor Adjustment Range	0.8 leading to 0.8 lagging		
Rated Input/Output Voltage/Range (V)	230/400V 240/415V 0.85Un-1.1Un		
Rated Input/Output Grid Frequency/Range(Hz)	50Hz/45Hz-55Hz		
Grid Connection Form	3L+N+PE		
Total Current Harmonic Distortion THDi	<3% (of nominal power)		
DC Injection Current	<0.5% In		
Efficiency			
Max. Efficiency	97.60%		
Euro Efficiency	97.0%		
MPPT Efficiency	>99%		
Equipment Protection			
Integrated	DC Reverse Polarity Protection, AC Output Overcurrent Protection, Thermal Protection, AC Output Overvoltage Protection, AC Output Short Circuit Protection, DC Component Monitoring, Insulation Impedance Detection, Arc Fault Circuit Interrupter (AFCI) (optional), DC Switch, Anti-islanding Protection(Active Frequency shift) , Residual Current Detection		
Surge Protection Level	TYPE II(DC), TYPE II(AC)		
Interface			
Communication Interface	WIFI,RS485,CAN		
LCD/LED Display	LCD		
General Data			
Operating Temperature Range (°C)	-40 to +60°C, >45°C Derating		
Permissible Ambient Humidity	0-100%		
Permissible Altitude	2000m		
Noise (dB)	≤65dB		
Ingress Protection(IP) Rating	IP 65		
Protection Level	Class I		
Inverter Topology	Non-Isolated		
Over Voltage Category	OVC II(DC), OVC III(AC)		
Cabinet Size (WxHxD mm)	527×894×294 (Excluding Connectors and Brackets)		
Weight (kg)	80		
Type of Cooling	Intelligent Air Cooling		
Warranty	10 Years		
Grid Regulation	AS/NZS 4777.2		
Safety / EMC Standard	IEC/EN 61000-6-1/2/3/4, IEC/EN 62109-1, IEC/EN 62109-2		

Three Phase Hybrid Inverter

SUN-60/70/75/80K-SG02HP3-AU-EM6



- 100** 100% unbalanced output
- H** High voltage battery, higher efficiency
-  AC couple to retrofit existing solar system
- 160** Max. charging/discharging current of 160A
- 10** Max. 10 pcs parallel for on-grid and off-grid operation; Support multiple batteries parallel
- 6** 6 time periods for battery charging/discharging
-  Support storing energy from diesel generator

Technical Data

Model	SUN-60K-SG02HP3-AU-EM6	SUN-70K-SG02HP3-AU-EM6	SUN-75K-SG02HP3-AU-EM6	SUN-80K-SG02HP3-AU-EM6
Battery Input Data				
Battery Type	Lithium-ion			
Battery Voltage Range (V)	160-1000			
Max. Charging Current (A)	80+80			
Max. Discharging Current (A)	80+80			
Charging Strategy for Li-ion Battery	Self-adaption to BMS			
Number of Battery Input	2			
PV String Input Data				
Max. PV Access Power (W)	120000	140000	150000	160000
Max. PV Input Power (W)	96000	112000	120000	128000
Max. PV Input Voltage (V)	1000			
Start-up Voltage (V)	180			
MPPT Voltage Range (V)	150-850			
Rated PV Input Voltage (V)	650			
Max. Operating PV Input Current (A)	36+36+36+36+36+36			
Max. Input Short-Circuit Current (A)	54+54+54+54+54+54			
No. of MPP Trackers/ No. of Strings MPP Tracker	6/2+2+2+2+2+2			
AC Input/Output Data				
Rated AC Input/Output Active Power (W)	60000	70000	75000	80000
Max. AC Input/Output Apparent Power (VA)	60000	70000	75000	80000
Rated AC Input/Output Current (A)	87	101.5	108.7	116.0
Max. AC Input/Output Current (A)	87	101.5	108.7	116.0
Max. Continuous AC Passthrough (grid to load) (A)	200			
Peak Power (off-grid) (W)	1.5 times of rated power, 10s			
Power Factor Adjustment Range	0.8 leading to 0.8 lagging			
Rated Input/Output Voltage/Range (V)	230/400V 240/415V 0.85Un-1.1Un			
Rated Input/Output Grid Frequency/Range(Hz)	50/45-55			
Grid Connection Form	3L+N+PE			
Total Current Harmonic Distortion THDi	<3% (of nominal power)			
DC Injection Current	<0.5% In			
Efficiency				
Max. Efficiency	98.7%			
Euro Efficiency	98.1%			
MPPT Efficiency	>99%			
Equipment Protection				
Integrated	DC Reverse Polarity Protection, AC Output Overcurrent Protection, Thermal Protection, AC Output Overvoltage Protection, AC Output Short Circuit Protection, DC Component Monitoring, Insulation Impedance Detection, Arc Fault Circuit Interrupter (optional), DC Switch, Anti-islanding Protection(Active Frequency shift) , Residual Current Detection			
Surge Protection Level	TYPE II(DC), TYPE II(AC)			
Interface				
Communication Interface	RS485/RS232/CAN			
LCD/LED Display	LCD+LED			
General Data				
Operating Temperature Range (°C)	-40 to +60°C, >45°C Derating			
Permissible Ambient Humidity	0-100%			
Permissible Altitude	3000m			
Noise (dB)	≤ 65 dB(A)			
Ingress Protection(IP) Rating	IP 65			
Protection Level	Class I			
Inverter Topology	Non-Isolated			
Over Voltage Category	OVC II(DC), OVC III(AC)			
Cabinet Size (WxHxD mm)	606×927×314 (Excluding Connectors and Brackets)			
Weight (kg)	105			
Type of Cooling	Smart Cooling			
Warranty	10 Years			
Grid Regulation	AS/NZS 4777.2			
Safety / EMC Standard	IEC/EN 61000-6-1/2/3/4, IEC/EN 62109-1, IEC/EN 62109-2			

Spring Series Residential ESS Solution

Rack-Mounted Battery(LV)



Support 3.6/5/6/8kW single-phase or three-phase inverters, meeting the application requirements of 1-4 hours



Eco-Friendly

- Use environmental protection materials, the whole module non-toxic, pollution-free



Convenient

- Battery module auto networking, easy maintenance
- Support remote monitoring and upgrade
- Support USB drive upgrade the firmware



Reliable

- Support high discharge power
- IP20, natural cooling
- Wide temperature range : -20°C to 55°C



Safer

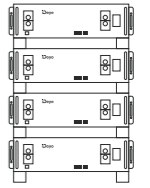
- Cobalt Free Lithium Iron Phosphate LFP Battery : safety and long lifespan, high efficiency and high power
- Intelligent BMS, providing complete protection



Flexible

- Modular design, easy to expand, Max. 64 units in parallel, Max. capacity of 327kWh
- Suitable for residential and commercial applications to increase the self-consumption ratio

SE-G5.1 Pro-B Technical Data



Main Parameters

Battery Chemistry	LiFePO ₄
Built-in Circuit Breaker	125A 2P, 60Vdc
Capacity (Ah)	100
Scalability	Max. 64 pcs pack (327kWh) in parallel (Max. 32 pcs no external setup)
Nominal Voltage (V)	51.2
Operating Voltage (V)	43.2 ~ 57.6
Energy (kWh)	5.12
Usable Energy (kWh) ^[1]	5.12
Charge / Discharge Current (A) ^[2]	Recommend 50 Max. 100 Peak (2mins, 25°C) 150

Other Parameters

Recommend Depth of Discharge	100%
Dimension (W × H × D, mm)	440 × 133 × 540
Weight Approximate (kg)	45
Master LED Indicator	5LED (SOC : 20% ~ SOC100%) , 3LED (working, alarming, protecting)
IP Rating of Enclosure	IP20
Operating Temperature	Charge : 0~55°C (Optional heating : -20°C ~ 55°C), Discharge : -20°C~55°C
Storage Temperature	0°C ~ 35°C
Humidity	5% ~ 95%
Altitude	≤2000m
Cycle Life	≥6000 (25°C±2°C, 0.5C / 0.5C, 90%DOD, 70%EOL)
Installation	Wall-Mounted, Floor-Mounted, Rack-Mounted (19-inch standard cabinet, cabinet depth ≥600mm)
Communication Port	CAN2.0, RS485
Warranty Period	10 years
Energy Throughput	16MWh@70%EOL
Certification	UN38.3, IEC62619, CE, CB, UK, VDE 2510-50, CEI 0-21, FCC, UL1973, UL9540, UL9540A

[1] DC Usable Energy, test conditions: 100% DOD, 0.5C charge & discharge at 25°C. System usable energy may vary due to system configuration parameters.

[2] The current is affected by temperature and SOC.

[3] Conditions apply, refer to Deye Warranty Letter.

Spring Series Residential ESS Solution

Wall-Mounted Battery(LV)



Support 3.6/5/6/8kW single-phase or three-phase inverters, meeting the application requirements of 1-4 hours



Smarter

- Auto networking (No DIP switch code)
- Support remote monitoring and upgrade
- Support USB drive upgrade the firmware



Exceptional Performance

- Support Max. 0.8c continuous charging and discharging
- Peak discharge current of 150A for up to 2mins



Enhanced Reliability

- 10 years warranty
- Wide temperature range: -20°C~55°C
- IP65-rated for indoor and outdoor use



Safer

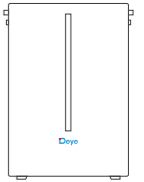
- LFP Battery : safety, long lifespan and high-energy density
- Built-in intelligent BMS, providing complete protection
- Support natural cooling
- Use high-quality environmental protection materials



More Flexible

- Max. 32 units in parallel
- Max. capacity of the system can reach 196kWh
- Suitable for residential and commercial use

RW-M6.1-B Technical Data



Main Parameter

Battery Type	LiFePO ₄	
Capacity(Ah)	120	
Scalability	Max.32 pcs in Parallel(196kWh)	
Nominal Voltage (V)	51.2	
Operating Voltage (V)	43.2~57.6	
Rated Energy(kWh)	6.14	
Usable Energy (kWh) ^[1]	6.14	
Rated DC Power (kW)	3.07	
Charge / Discharge Current (A) ^[2]	Recommend	60
	Max	100
	Peak (2mins, 25°C)	150

Other Parameter

Recommend Depth of Discharge	100%
Dimension (WxHxD,mm)	510 x740 x145(Without Base, depth of 161mm with Hanging Board)
Weight Approximate (kg)	58
Master LED Indicator	5LED(SOC:20%~SOC100%),3LED (working, alarming, protecting)
IP Rating of Enclosure	IP65
Operating Temperature (°C)	Charge:0~55°C(-20°C~55°C when heating on) / Discharge:-20°C~55°C
Storage Temperature (°C)	0°C~35°C
Humidity	5%~95%
Altitude	≤2000m
Cycle Life	≥6000(25°C+2°C,0.5C/0.5C,70%EOL)
Installation Location	Wall-Mounted, Floor-Mounted
Communication Port	CAN2.0, RS485
Warranty Period ^[3]	10 years
Energy Throughput	20MWh@70%EOL
Certification	UN38.3, IEC62619, CE, CEI 0-21, VDE 2510-50

[1] DC Usable Energy, test conditions: 1 0 0% DOD, 0.5C charge & discharge at 25°C . System usable energy may vary due to system configuration parameters.

[2] The current is affected by temperature and SOC.

[3] Conditions apply, refer to Deye Warranty Letter.

[4] Made in China.

*Wall-Mounted, Floor-Mounted

Spring Series Residential ESS Solution

Wall-Mounted Battery(LV)



Support 8-20kW single-phase or three-phase inverters, meeting the application requirements of 1-4 hours



Exceptional Performance

- RW-F10.2/RW-F10.2-B supports up to 1C/1.2C charging and discharging
- Peak discharge current of 300A for up to 2mins



Enhanced Reliability

- ≥6000 Cycles, 90%DOD, 70%EOL
- 10 years warranty for long-term peace of mind
- Wide temperature range: -20°C~55°C
- IP65-rated for indoor and outdoor use



Safer

- LFP Battery: safety, long lifespan and high-energy density
- Built-in intelligent BMS, providing complete protection
- Support natural cooling
- Use high-quality environmental protection materials



Smarter

- Battery module auto networking (No DIP switch code)
- Support Deye remote monitoring and upgrade
- Supports Deye inverters to form a stack all-in-one system



More Flexible

- Modular design, easy to expand
- Support Max. 32 units in parallel
- RW-F10.2 has a maximum capacity of 326kWh
- RW-F10.2-B has a maximum capacity of 327kWh
- Suitable for residential and commercial use

RW-F10.2 Technical Data



Main Parameters

Battery Type	LiFePO ₄
Built-In Circuit Breaker	125A 4P, 60Vdc
Capacity (Ah)	200
Nominal Voltage (V)	51.2
Operating Voltage (V)	43.2 ~ 57.6
Nominal Energy (kWh)	10.2
Usable Energy (kWh)	10.2 (100%DOD)
Scalability	Max. 32 pcs pack (Max. 326kWh) in parallel
Rated DC Power (kW)	6
Max DC Power (kW)	12
Charge / Discharge ¹ Current (A)	Recommend Max. Peak (2mins, 25°C)
	Charge : 100 / Discharge : 100 Charge : 198 / Discharge : 240 300
Operating Temperature (°C)	Charge : 1 ~ 55°C (-20°C~55°C when heating on) / Discharge: -20°C~55°C
Storage Temperature (°C)	0°C ~ 35°C
Weight Approximate (kg)	104
Dimension (W × H × D, mm)	600 × 760 × 200 (Without hanging board)
Master LED Indicator	SOC state (20% ~ 100%), work state (alarming, protecting)
Humidity	5% ~ 95%
Altitude	≤3000m
Cycle Life	≥6000 (25°C±2°C, 0.5C / 0.5C, 90%DOD, 70%EOL)
IP Rating of Enclosure	IP65
Installation Location	Wall-Mounted, Floor-Mounted
Recommend Depth of Discharge	90%
Communication Port	CAN2.0, RS485
Warranty Period ²	10 years
Energy Throughput	32MWh (25°C, 0.5C / 0.5C, 70%EOL)
Certification ³	UN38.3, IEC62619, CE, CEI 0-21, VDE2510-50, CEC

[1] The current is affected by temperature and SOC.

[2] Conditions apply, refer to Deye Warranty Letter.

[3] Made in China

Spring Series Residential ESS Solution

Stacked Battery(LV)



Support 3/5/6/8/12kW single-phase or three-phase inverters, meeting the application requirements of 1-4 hours



Smarter

- Battery module auto networking (No DIP switch code)
- Support remote monitoring and upgrade the firmware



Exceptional Performance

- Support Max. 1C continuous charging and discharging
- Peak discharge current of 360A for up to 10s (6 units)



Enhanced Reliability

- ≥6000 Cycles, 90%DOD, 70%EOL
- 10 years warranty for long-term peace of mind
- Wide temperature range: -20°C ~ 55°C
- IP65-rated for indoor and outdoor use



Safer

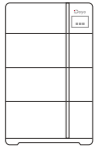
- LFP Battery: safety, long lifespan and high-energy density
- Built-in intelligent BMS, providing complete protection
- Support high discharge power and natural cooling
- Use high-quality environmental protection materials



More Flexible

- Modular design, easy to expand
- Up to 6 clusters (36 packs) can be supported in parallel
- The max power of the system can reach 184kWh
- Suitable for residential and commercial use

AI-W5.1-B Technical Data



Main Parameters

Battery Model Number	AI-W5.1-B	AI-W10.2-B	AI-W15.3-B	AI-W20.4-B	AI-W25.6-B	AI-W30.7-B
Number of battery units in parallel (Optional)	1	2	3	4	5	6
Battery Type	LiFePO ₄					
Built-in Circuit Breaker	125A 2P, 60Vdc					
Battery Module Energy (kWh)	5.12					
Battery Module Nominal Voltage (V)	51.2					
Battery Module Capacity (Ah)	100					
System Nominal Voltage (V)	51.2					
System Operating Voltage (V)	44.8~57.6					
Nominal Energy (kWh)	5.12	10.24	15.36	20.48	25.6	30.72
Usable Energy (kWh) ^[1]	5.12	10.24	15.36	20.48	25.6	30.72
Rated DC Power (kW)	2.5	5	7.5	10	12	12
Charge / Discharge Current (A)	Recommend	50	100	150	200	250
	Max.	100	180	250	250	250
	Peak (10s, 25°C)	150	270	360	360	360

Other Parameters

Working Temperature (°C)	Charge: 0°C~55°C (-20°C~55°C when heating on) / Discharge: -20°C~55°C					
Storage Temperature (°C)	0°C~35°C					
Communication Port	CAN2.0, RS485					
Humidity	5%~95%,non-condensing					
Altitude	≤3000m					
IP Rating of Enclosure	IP65 (after stacking)					
System Dimension (W x H x D.mm)	720±3×254±1.5×300±1.5					
Battery Module Weight (kg)	53					
Module Dimension (W x H x D.mm)	720 × 255	720 × 255	720 × 255	720 × 255	720 × 255	720 × 255
	× 569	× 850	× 1131	× 1412	× 1693	× 1974
Module Weight Approximate (kg)	74.5	127.5	180.5	233.5	286.5	339.5
	Battery module: 3LED (working, alarming, protecting), PDU module: 5LED (SOC: 20%~100%) & 3LED (working, alarming, protecting)					
Master LED Indicator	Battery module: 3LED (working, alarming, protecting), PDU module: 5LED (SOC: 20%~100%) & 3LED (working, alarming, protecting)					
Installation Location	Floor-Mounted					
Recommend Depth of Discharge	100%					
Cycle Life	≥6000 (25°C ±2°C, 0.5C / 0.5C, 70%EOL)					
Warranty Period	10 years					
Energy Throughput	16MWh (Battery Module @70%EOL)					
Certification	UN38.3, IEC62619, CE, UK, VDE2510-50, CEI0-21,CE-LVD, CEC, FCC, UL1973, UL9540A					

[1] DC Usable Energy, test conditions: 100% DOD, 0.5C charge & discharge at 25°C . System usable energy may vary due to system configuration parameters.

[2] The current is affected by temperature and SOC.

[3] Conditions apply, refer to Deye Warranty Letter.


[4] Made in China.

Spring Series Residential ESS Solution

All-in-One ESS (LV)



AI-W5.1-B-ESS



Swift Security

- Fast switching time of 4ms ensuring energy security



Scalable

- Flat and stackable design
- Capacity of 5kWh~30kWh



Flexible

- No wiring and extra fixing screws
- Quick and easy installation



Smart

- Peak-shaving, smart load AC coupling, etc.



All-in-One

- Integrated hybrid inverter and LFP battery



Convenient

- Comfortable and easy control via App
PC or Touch-Display

≥6000

Cycles

IP65

Rated for indoor and outdoor use

70%

EOL

10 years

Warranty for long-term peace of mind

AI-W5.1-B-ESS

Technical Data

Model (Single-phase)	AI-W5.1-3.6P1-AU-B	AI-W5.1-5P1-AU-B	AI-W5.1-6P1-AU-B	AI-W5.1-8P1-AU-B	AI-W5.1-10P1-AU-B
Battery Input Data					
Battery Type	Lithium-ion				
Battery Voltage	40-60				
Max. Charging / Discharging Current (A)	90	120	135	190	210
Charging Strategy for Li-Ion Battery	Self-adaption to BMS				
Number of Battery Input	1				
PV String Input Data					
Max. PV access power(W)	7200	10000	12000	16000	20000
Max. PV Input Power(W)	5760	8000	9600	12800	16000
Max. PV Input Voltage(V)	500				
Start-up Voltage(V)	125				
PV Input Voltage Range(V)	125-500				
MPPT Voltage Range(V)	150-425				
Rated PV Input Voltage(V)	370				
Max. Operating PV Input Current(A)	18+18		32+32		
Max. Input Short-Circuit Current(A)	27+27		48+48		
No.of MPPT Trackers/No.of String MPPT Tracker	2/1+1		2/2+2		
Max. Inverter Backfeed Current to The Array	0				
AC Input/Output Data					
Rated AC Input/Output Active Power(W)	3600	5000	6000	8000	9999
Max. AC Input/Output Apparent Power(VA)	3600	5000	6000	8000	9999
Rated Input/Output Voltage/Range(V)	230V/240V 0.85Un-1.1Un				
Grid Connection Form	L+N+PE				
Peak Power (off-grid)(W)	2 time of rated power, 10s				
Power Factor Adjustment Range	0.8 leading to 0.8 lagging				
Total Current Harmonic Distortion THDi	<3% (of nominal power)				
DC Injection Current	<0.5%In				
Efficiency					
Max. Efficiency	97.60%				
Euro Efficiency	96.50%				
MPPT Efficiency	>99%				
Equipment Protection					
Integrated	DC Reverse Polarity Protection, AC Output Overcurrent Protection, Thermal Protection, AC Output Overvoltage Protection, AC Output Short Circuit Protection, Power Network Monitoring, Island Protection Monitoring, Earth Fault Detection, Arc Fault Circuit Interrupter (AFCI)(optional), DC Input Switch, Overvoltage Load Drop Protection, Anti-islanding Protection(Active Frequency shift) , Residual Current Detection				
Surge Protection Level	TYPE II(DC), TYPE II(AC)				
Interface					
Display	LCD+LED				
Communication Interface	RS232, RS485, CAN				
General Data					
Operating Temperature Range	-40 to +60°C, >45°C Derating				
Permissible Ambient Humidity	0-100%				
Permissible Altitude	2000m				
Noise	<30 dB(A)				
Ingress Protection(IP) Rating	IP 65				
Inverter Topology	Non-Isolated				
Over Voltage Category	OVC II(DC), OVC III(AC)				
Cabinet size(W*H*D) [mm]	720W×399.2H×256D (Excluding connectors and brackets)				
Weight(kg)	31.6				
Warranty	10 Years				
Type of Cooling	Intelligent Air Cooling				
Grid Regulation	AS/NZS 4777.2				
Safety EMC/Standard	IEC/EN 61000-6-1/2/3/4, IEC/EN 62109-1, IEC/EN 62109-2				

Model (Three-phase)	AI-W5.1-5P3-AU-B	AI-W5.1-6P3-AU-B	AI-W5.1-8P3-AU-B	AI-W5.1-10P3-AU-B	AI-W5.1-12P3-AU-B
Battery Input Data					
Battery Type	Lithium-ion				
Battery Voltage	40-60				
Max. Charging / Discharging Current (A)	120	150	190	210	240
Charging Strategy for Li-Ion Battery	Self-adaption to BMS				
Number of Battery Input	1				
PV String Input Data					
Max. PV access power(W)	10000	12000	16000	20000	24000
Max. PV Input Power(W)	7500	9000	12000	15000	18000
Max. PV Input Voltage(V)	800				
Start-up Voltage(V)	160				
PV Input Voltage Range(V)	160-800				
MPPT Voltage Range(V)	200-625				
Rated PV Input Voltage(V)	550				
Max. Operating PV Input Current(A)	20+20		36+20		
Max. Input Short-Circuit Current(A)	30+30		54+30		
No.of MPPT Trackers/No.of String MPPT Tracker	2/1+1		2/2+1		
Max. Inverter Backfeed Current to The Array	0				
AC Input/Output Data					
Rated AC Input/Output Active Power(W)	5000	6000	8000	10000	12000
Max. AC Input/Output Apparent Power(VA)	5000	6000	8000	10000	12000
Rated Input/Output Voltage/Range(V)	230V/400V 240V/415V 0.85Un-1.1Un				
Grid Connection Form	3L+N+PE				
Peak Power (off-grid)(W)	2 time of rated power, 10s				
Power Factor Adjustment Range	0.8 leading to 0.8 lagging				
Total Current Harmonic Distortion THDi	<3% (of nominal power)				
DC Injection Current	<0.5%In				
Efficiency					
Max. Efficiency	97.60%				
Euro Efficiency	97.00%				
MPPT Efficiency	>99%				
Equipment Protection					
Integrated	DC Reverse Polarity Protection, AC Output Overcurrent Protection, Thermal Protection, AC Output Overvoltage Protection, AC Output Short Circuit Protection, Power Network Monitoring, Island Protection Monitoring, Earth Fault Detection, Arc Fault Circuit Interrupter (AFCI)(optional), DC Input Switch, Overvoltage Load Drop Protection, Anti-islanding Protection(Active Frequency shift) , Residual Current Detection				
Surge Protection Level	TYPE II(DC), TYPE II(AC)				
Interface					
Display	LCD+LED				
Communication Interface	RS232, RS485, CAN				
General Data					
Operating Temperature Range	-40 to +60°C, >45°C Derating				
Permissible Ambient Humidity	0-100%				
Permissible Altitude	2000m				
Noise	≤ 55 dB				
Ingress Protection(IP) Rating	IP 65				
Inverter Topology	Non-Isolated				
Over Voltage Category	OVC II(DC), OVC III(AC)				
Cabinet size(W*H*D) [mm]	720W×440H×254D (Excluding connectors and brackets)				
Weight(kg)	39.75				
Warranty	10 Years				
Type of Cooling	Intelligent Air Cooling				
Grid Regulation	AS/NZS 4777.2				
Safety EMC/Standard	IEC/EN 61000-6-1/2/3/4, IEC/EN 62109-1, IEC/EN 62109-2				

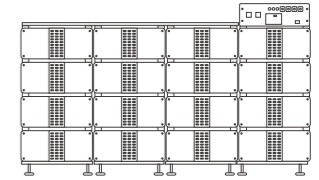
Summer Series Indoor C&I ESS Solution

Rack-Mounted Battery (HV)



BOS-B Pro-A3 (EU)

Technical Data



Main Parameters

Battery Module Energy (kWh)		16.08
Battery Module Nominal Voltage (V)		51.2
Battery Module Capacity (Ah)		314
Module Weight Approximate (kg)		126
Battery Module Qty In Series (Optional)		16
Scalability		5 ~ 16
System Nominal Voltage (V)		819.2
System Energy (kWh)		257.23
System Usable Energy (kWh)		231.51
Charge / Discharge Current (A)	Recommend	157
	Max.	180

Other Parameters

Operating Temperature (°C)	discharge : 0 ~ 55	charge : -20 ~ 55
Storage Temperature (°C)	0 ~ 35	
Thermal Management	Smart fan cooling	
LCD Display	SOC / Fault Code	
Status Indicator	Yellow : Battery High Voltage Power On Red : Battery System Alarm	
Communication Port	TCP / RS485 / CAN	
Communication With BMS	CAN	
Humidity	5% ~ 85%	
Altitude	≤3000m	
IP Rating of Enclosure	IP20	
Noise (dB)	TBD	
System Dimension (W × H × D, mm)	2150 × 1305 × 800	
System Weight Approximate (kg)	2240	
Installation Location	Rack Mounted	
Recommend Depth of Discharge	90%	
Cycle Life	25±2°C, 0.5C / 0.5C, EOL70%≥6000	
Warranty Period	10 years	
Certification	CE / IEC62619 / IEC62040 / UN38.3	



Intelligent Control

- Peak-valley mgmt, anti-backflow, overload protection
- Load tracking, demand control, backup power, phase separation



Scalable

- Support up to 20 units in parallel, maximum 2.9MW/5.1MWh



Multi-Fusion

- Integrated EMS, PCS, and BMS
- Support expansion of MPPT module
- Support off-grid backup



Reliable

- Operating temp : -20°C to 55°C
- Operate up to 3000m altitude
- 1.1x overload capacity
- Balancing solutions extend battery life
- Triple auxiliary power design for stable supply



Easy Maintenance

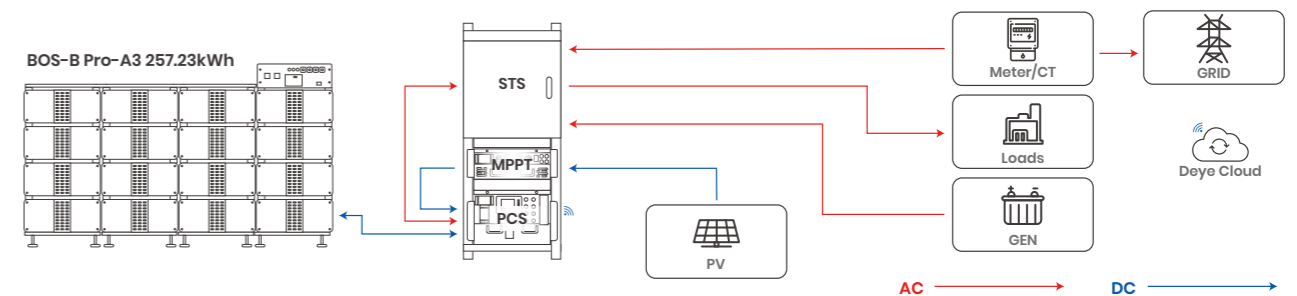
- 5U Standard Chassis
- User Interface & Bluetooth App
- USB & Cloud Upgrades
- TCP Protocol for EMS
- Fault Signal Input Support



Safer

- LFP batteries
- Support aerosol fire extinguishing

Typical Application Scenario



100kW-2.5MW C&I ESS Solution

MPPT Module	SUN-MPPT-L01-AU-AM8
PV String Input Data	
Max. PV Input Power (kW)	200
Max. PV Input Voltage (V)	800
Start-up Voltage (V)	200
MPPT Voltage Range (V)	180-750
Full Load MPPT Voltage Range (V)	450-750
Rated PV Input Voltage (V)	600
Max. Operating PV Input Current (A)	40+40+40+40+40+40+40+40
Max. Input Short-Circuit Current (A)	60+60+60+60+60+60+60+60
No. of MPP Trackers	8
Efficiency	
Max. Efficiency	>99%
MPPT Efficiency	>99.9%
Equipment Protection	
DC input reverse protection	YES
DC ARC protection	Optional
Anti-PID(Potential Induced Degradation)	Optional
DC Switch	YES
Surge Protection Level	TYPE II
General Data	
Ingress Protection(IP) Rating	IP65
Over Voltage Category	OVC II
Cabinet Size[W×H×D] (mm)	543x198x700
Weight (kg)	41.75
Type Of Cooling	Intelligent air cooling
Safety EMC/Standard	IEC/EN 62109-1
DC Output Data	
DC Output Voltage Range(V)	630-1000
Max. DC Output Current(A)	200
STS Module	
SUN-ST5500L	
Grid/PCS Side Data	
Rated AC Input/Output Active Power (kW)	500
Rated AC Input/Output Current (A)	725
Rated Input/Output Voltage(V)	230/400, 240/415
Grid Connection Form	3L/N/PE
Rated Input/Output Grid Frequency	50Hz
Load Side Data	
Rated Output Active Power (kW)	500
Rated Output Current (A)	725
Rated Output Voltage(V)	230/400, 240/415
Grid Connection Form	3L/N/PE
Rated Output Grid Frequency	50Hz
GEN Side Data	
Rated AC Input Active Power (kW)	500
Rated AC Input Current (A)	725
Rated Input Voltage(V)	230/400, 240/415
Grid Connection Form	3L/N/PE
Rated Input Grid Frequency	50Hz
General Data	
Off grid switching time	<10ms
Ingress Protection(IP) Rating	IP20
Over Voltage category	OVC III

100kW-2.5MW C&I ESS Solution

Cabinet Size[W×H×D] (mm)	543x575x671	
Weight (kg)	108	
Type Of Cooling	Natural Cooling	
Safety EMC/Standard	IEC/EN 61439-1/-2	
PCS Model	SUN-100K-PCS01HP3-AU	SUN-125K-PCS01HP3-AU
Battery Data		
Battery Type	Lithium-ion	
Battery Voltage Range (V)	630-1000	
Max. Charging Current (A)	175	200
Max. Discharging Current (A)	175	200
Charging Strategy for Li-ion Battery	Self-adaption to BMS	
Number of Battery Input	1	
DC Input Data		
DC Input Voltage Range(V)	630-1000	630-1000
Max. DC Input Current(A)	200	200
AC Input/Output Data		
Rated AC Input/Output Active Power (kW)	100	125
Max. AC Input/Output Apparent Power (kVA)	100	125
Rated AC Input/Output Current (A)	145	181.2
Max. AC Input/Output Current (A)	145	181.2
Rated Input/Output Voltage/Range(V)	230/400V, 240/415V 0.85Un-1.1Un	
Grid Connection Form	3L+N+PE	
Rated Input/Output Grid Frequency/Range	50Hz/45Hz-55Hz	
Power Factor Adjustment Range	-1~+1	
Total Current Harmonic Distortion THDi	<3% (of nominal power)	
DC Injection Current	<0.5% In	
Efficiency		
Max. Efficiency	98.5%	
Euro Efficiency	97.8%	
Equipment Protection		
Integrated	AC Output Overcurrent Protection, AC Output Overvoltage Protection, AC Output Short Circuit Protection, Thermal Protection, Anti-islanding Protection, Insulation Impedance Detection, Residual Current Detection	
Surge Protection Level	TYPE II(DC), TYPE II(AC)	
Interface		
LCD/LED display	LCD	
Communication Interface	WIFI, RS485, CAN, Meter	
General Data		
Operating Temperature Range(°C)	-40°C-60°C, >45°C Derating	
Permissible Ambient Humidity	0-95%	
Permissible Altitude	4000m	
Noise	<75dB	
Ingress Protection(IP) Rating	IP 65(PCS Module)	
Cabinet Size[W×H×D] (mm)	543x310x775	
Weight (kg)	81.86	
Inverter Topology	Non-Isolated	
Over Voltage Category	OVC II(DC), OVC III(AC)	
Type of Cooling	Intelligent Air Cooling	
Warranty	5 Years/10 Years the Warranty Period Depends the Final Installation Site of Inverter, More Info Please Refer to Warranty Policy	
Grid Regulation	AS/NZS 4777.2	
Safety/EMC Standard	IEC/EN 62109-1, IEC/EN 62109-2, IEC/EN 62477-1	

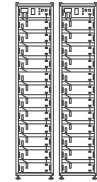
Summer Series Small-Scale C&I ESS Solution

Rack-Mounted Battery (HV)



BOS-G

Technical Data



Main Parameters

Cell Chemistry	LiFePO ₄									
Module Energy (kWh)	5.12									
Module Nominal Voltage (V)	51.2									
Module Capacity (Ah)	100									
Battery Module Number	BOS-G20	BOS-G25	BOS-G30	BOS-G35	BOS-G40	BOS-G45	BOS-G50	BOS-G55	BOS-G60	
Battery Module Qty In Series (Optional)	4	5	6	7	8	9	10	11	12	
System Nominal Voltage (V)	204.8	256	307.2	358.4	409.6	460.8	512	563.2	614.4	
System Operating Voltage (V)	166.4~ 233.6	208~ 292	249.6~ 350.4	291.2~ 408.8	332.8~ 467.2	374.4~ 525.6	416~ 584	457.6~ 642.4	499.2~ 700	
System Energy (kWh)	20.48	25.6	30.72	35.84	40.96	46.08	51.2	56.32	61.44	
System Usable Energy (kWh) ¹	20.48	25.6	30.72	35.84	40.96	46.08	51.2	56.32	61.44	
Rted DC Power	20.48	25.6	30.72	35.84	40.96	46.08	51.2	56.32	61.44	
Charge / Discharge ²	Recommend 50									
Current (A)	Nominal 100									
	Peak Discharge (2 mins, 25°C) 125									
Working Temperature (°C)	Charge : 0 ~ 55 / Discharge : -20~55									
Status Indicator	Yellow : Battery High Voltage Power On Red : Battery System Alarm									
Communication Port	CAN2.0 / RS485									
Humidity	5% ~ 85%RH									
Altitude	≤2000m									
IP Rating of Enclosure	IP20									
Dimension (W × D × H, mm)	530 × 602 × 1629					530 × 602 × 2219				
Weight Approximate (kg)	240	285	330	375	420	475	520	565	610	
Installation Location	Rack Mounting									
Storage Temperature (°C)	0 ~ 35									
Recommend Depth of Discharge	100%									
Cycle Life	25±2°C, 0.5C/0.5C, EOL70%≥6000									
Warranty ³	10 years									
Certification	CE/IEC62619 /VDE2510-50/ UL1973 /UL9540A/UN38.3									

1. DC Usable Energy, test conditions: 1 0 0% DOD, 0.2C charge & discharge at 25°C. System usable energy may vary due to system configuration parameters.
2. The current is affected by temperature and SOC.
3. The warranty is due whichever reached first of warranty period or life cycle power.
4. Made in China.



Intelligent Control

- Over-discharge/charge/current protection
- Over-high or low temperature protection



Flexible Expansion

- Support 3 ~ 12 packs in series



High-Efficiency Use

- Low self-discharge for 6 months
- No memory effect



19-Inch Embedded Design

- Comfortable for installation



Upgrade Options

- Support USB and Wi-Fi (optional) upgrades
- Support remote upgrades



Battery Protection

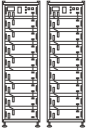
- Auto charge and discharge
- Cell voltage balancing

Summer Series Small-Scale C&I ESS Solution

Rack-Mounted Battery (HV)



BOS-G PRO Technical Data



Main Parameters

Cell Chemistry	LiFePO ₄			
Module Energy (kWh)	5.12			
Module Nominal Voltage (V)	51.2			
Module Capacity (Ah)	100			
Battery Module Number	BOS-G25 Pro	BOS-G40 Pro	BOS-G60 Pro	BOS-G85 Pro
Battery Module Qty In Series (Optional)	5 (Min)	8	12	17 (Max)
System Nominal Voltage (V)	256	409.6	614.4	870.4
System Operating Voltage (V)	220~292	352~467.2	528~700.8	748~992.8
System Energy (kWh)	25.6	40.96	61.44	87.04
System Usable Energy (kWh)	25.6	40.96	61.44	87.04
Rated DC Power	25.6	40.96	61.44	87.04
Charge / Discharge Current (A)	Recommend	50		
	Max.	100		
	Peak Discharge (2 mins, 25°C)	125		

Other Parameters

Operating Temperature (°C)	Charge : 0 ~ 55 / Discharge : -20 ~ 55			
Status Indicator	Yellow : Battery High Voltage Power On Red : Battery System Alarm			
Communication Port	CAN2.0 / RS485			
Humidity	5% ~ 85%RH			
Altitude	≤3000m			
IP Rating of Enclosure	IP20			
System Dimension (W x H x D,mm)	530 × 602 × 1629	530 × 602 × 2219	1060 × 602 × 1629	
System Weight Approximate (kg)	290	428	622	883
Installation Location	Rack Mounting			
Storage Temperature(°C)	0 ~ 35			
Recommend Depth of Discharge	100%			
Cycle Life	25±2°C, 0.5C / 0.5C, EOL70%≥6000			
Warranty Period	10 years			
Certification	UN38.3 / CE / CE-EMC / IEC62040 / CEC / VDE			

Inverter	1h	2h	3h	4h
SUN-30K-SG01HP3-EU-BM3	X6	X12	X9 X2	X12 X2
SUN-40K-SG01HP3-EU-BM4	X8	X8 X2	X12 X2	X11 X3
SUN-50K-SG01HP3-EU-BM4	X10	X10 X2	X10 X3	X10 X4
SUN-60K-SG02HP3-EU-EM4	X12	X12 X2	X12 X3	X16 X3
SUN-80K-SG02HP3-EU-EM6	X16	X16 X2	X16 X3	X16 X4

Safer

- LFP Battery: safety, long lifespan and high-energy density
- Built-in intelligent BMS, providing complete protection
- Protection functions against over-discharge, over-charge, over-current, over-high or low temperature

More Flexible

- Multiple battery modules can be in parallel
- Support 5~17 packs in series

Smarter

- Support remotely monitoring and upgrade
- Support USB and Wi-Fi (optional) upgrade

Exceptional Performance

- Automatically manage charge/discharge and balance current/voltage
- Less self-discharge, up to 6 months without charging on shelf
- No memory effect, performs well with shallow charges and discharges
- Peak discharge current of 125A 2mins

Enhanced Reliability

- ≥6000 Cycles, 70%EOL
- 10 years warranty for long-term peace of mind
- Wide temperature range: -20°C~55°C
- IP20-rated for indoor environments

Summer Series Small-Scale C&I ESS Solution

Small-Scale C&I Battery Cabinet



Safety Protection

- Lithium iron phosphate LFP batteries, battery packs and
- Systems all use aerosol fire suppression solutions



Integrated Technology

- EMS, hybrid inverter and BMS integration technology
- Power supply redundancy design
- Support for black start function, off-grid operation



Total Protection

- Combustible gas, smoke and temperature detection
- System active exhaust and fire alarm



Flexible Extension

- Support battery expansion a maximum capacity of
- 3600kWh(Off-grid)

GE-F60

Technical Data



Main Parameters

Cell Chemistry	LiFePO ₄	
Module Energy (kWh)	5.12	
Module Nominal Voltage (V)	51.2	
Module Capacity (Ah)	100	
Battery Module Qty In Series	12	
System Nominal Voltage (V)	614.4	
System Operating Voltage (V)	480 ~ 700	
System Energy (kWh)	61.44	
System Usable Energy (kWh) ¹	61.44	
Rated DC Power	61.44	
Charge / Discharge ² Current (A)	Recommend	50
	Nominal	100
	Peak Discharge (2 mins, 25°C)	125

Other Parameters

Status Indicator	Yellow : Battery High Voltage Power On	Red : Battery System Alarm
Communication Port	CAN2.0 / RS485	
Humidity	5% ~ 85%RH	
Altitude	≤2000m	
IP Rating of Enclosure	IP55	
Dimension (W × D × H, mm)	783 × 1059 × 2235	
Weight Approximate (kg)	1070	
Installation Method	Floor-Mounted	
Storage Temperature (°C)	0 ~ 35	
Operating Temperature (°C)	-30 ~ 60 (>45 derating)	
Recommend Depth of Discharge	100%	
Cycle Life	≥6000 (25±2°C, 0.5C / 0.5C, EOL70%)	
Warranty ³	10 years	
Certification	UN38.3/CB/CE/CEC/IEC62040	

Typical Application Solutions

6 × F60+50kW Inverter	Maximum 6 DC parallel-connected units	Up to : 50kW / 360kWh
(6 × F60+50kW Inverter) × 10	Maximum 10 groups AC parallel	Up to : 500kW / 3600kWh
(F60+50kW Inverter) × 10	Maximum 10 groups AC parallel	Up to : 500kW / 600kWh
10 × F120	30kW/ 50kW Inverter selectable	Up to : 500kW / 1200kWh
F120+4 × F60	1+4 Combined DC Expansion	Up to : 50kW / 360kWh
(F120+4 × F60) × 10	Maximum 10 groups AC parallel	Up to : 500kW / 3600kWh

1. DC Usable Energy, test conditions: 1 0 0% DOD, 0.3C charge & discharge at 25°C. System usable energy may vary due to system configuration parameters.
2. The current is affected by temperature and SOC.
3. The warranty is due whichever reached first of warranty period or life cycle power.
4. Made in China.

Summer Series Small-Scale C&I ESS Solution

Small-Scale C&I ESS



Protection

- Combustible gas, smoke and temperature detection
- System active exhaust and fire alarm
- Battery pack and system use aerosol fire suppression



Multi-Fusion

- All-in-One design
- EMS, hybrid inverter and BMS integrated technology
- Support black start function and off-grid operation
- Power supply redundancy design



Enhanced Reliability

- Maximum battery temperature $\leq 35^{\circ}\text{C}$ at rated power
- IP55-rated for outdoor use
- Wide temperature range: $-20^{\circ}\text{C} \sim 55^{\circ}\text{C}$

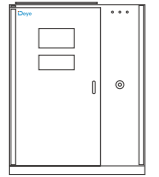


Flexible

- F120 supports the integration of 30/40/50kW inverters
- Support expansion a maximum capacity of 3600kWh

GE-F120-2/3/4H6

Technical Data



System Specification

Model	GE-F120-4H6	GE-F120-3H6	GE-F120-2H6
Main Parameters			
Nominal Output Power / UPS Power (W)	30000	40000	50000
AC Output Frequency and Voltage	50Hz / 45~55HZ ; 230V / 400		
Grid Type	3L / N / PE		
Number of Parallel (Off-grid)	10		
Energy Configuration (kWh)	122.8		
Dimension (W × D × H, mm)	1780 × 1056 × 2235		
Weight Approximate (kg)	2090		
AC Output Rated Current (A)	43.5	58	72.5
Battery Operating Voltage (V)	500 ~ 700		
Max. RTE	89%		
Battery Chemistry	LiFePO ₄		
IP Rating of Enclosure	IP55		
Installation Method	Floor-Mounted		
Storage Temperature (°C)	0 ~ 35		
Operating Temperature (°C)	-20 ~ 55 (>43 derating)		
Warranty Period	10 years		

Inverter Technical Specification


Max. PV Input Power (W)	45000	60000	75000
Max. PV Input Current (A)	36+36+36	36+36+36+36	36+36+36+36
Rated PV Input Voltage (Vdc)	600		
Start Up DC Voltage (Vdc)	180		
MPPT Voltage Range (Vdc)	150-850		
Max. PV Short-circuit Current (A)	55+55+55	55+55+55+55	55+55+55+55
Number of MPPT	3	4	4
Peak Power (off grid)	1.5 time of rated power, 10s		
Power Factor	0.8 leading to 0.8 lagging		
THD	<3%		
DC Injection current (mA)	<0.5%In		
Display	LCD+LED		
Operating Temperature Range (°C)	-40 ~ 60 (>45 derating)		
Relative Humidity	15% ~ 85% (No Condensing)		
Dimension (W × D × H, mm)	527 × 294 × 894		
Inverter Communication	CAN, RS485, RS232, WIFI		
Grid Regulation	VDE 4105, IEC 61727 / 62116, VDE 0126, AS 4777.2, CEI 0-21, EN 50549-1, G98, G99, C10-11, UNE 217002, NBR 16149 / NBR 16150		
Max. Efficiency	97.6%		
MPPT Efficiency	>99%		

Battery Technical Specification

Battery Module Nominal Voltage (V)	51.2
Battery Module Energy (kWh)	5.12
BMS Communication	CAN
Battery Module Dimension (W × D × H mm)	440 × 570 × 133
Battery Module Weight (kg)	44
Cycle Life	≥ 6000 (@25°C±2°C, 0.5C / 0.5C, 70%EOL)
Battery Module Certification	UN38.3, IEC 62619, IEC 61000


Microinverter

SUN-M60/80/100G5-AU-Q1




30 Max. DC input current of 30A, adapt to 700W PV module

 IP67 protection degree, 10 years warranty

 1 MPP tracker, module level monitoring

 WIFI communication

 Rapid shutdown function

Technical Data

Model	SUN-M60G5-AU-Q1	SUN-M80G5-AU-Q1	SUN-M100G5-AU-Q1
PV String Input Data			
Max. PV Input Power (W)	210-420(2 Pieces)	210-560(2 Pieces)	210-700(2 Pieces)
Max. PV Input Voltage (V)		60	
Start-up Voltage (V)		15	
MPPT Voltage Range (V)		25-55	
Rated PV Input Voltage (V)		42.5	
Max. Operating PV Input Current (A)		30	
Max. Input Short Circuit Current (A)		45	
No. of MPP Trackers/ No. of Strings per MPP Tracker		1/2	
AC Output Side			
Rated AC Output Active Power (W)	600	800	1000
Max. AC Output Apparent Power (VA)	600	800	1000
Rated AC Output Current (A)	2.7	3.5	4.4
Max. AC Output Current (A)	2.7	3.5	4.4
Rated Output Voltage/Range (V)	230V/240V 0.85Un-1.1Un		
Grid Connection Form	L+N+PE		
Rated Output Grid Frequency/Range(Hz)	50/45-55		
Max. Unit per Branch	8	6	5
Power Factor Adjustment Range	0.8 leading-0.8 lagging		
Total Current Harmonic Distortion THDi	<5%		
DC Injection Current	<0.5%In		
Efficiency			
Max. Efficiency	96.5%		
Euro Efficiency	96.0%		
MPPT Efficiency	>99%		
Equipment Protection			
DC Reverse Polarity Protection	Yes		
AC Output Overcurrent Protection	Yes		
AC Output Overvoltage Protection	Yes		
AC Output Short Circuit Protection	Yes		
Thermal Protection	Yes		
Insulation Impedance Detection	Yes		
Anti-islanding Protection	YES(Active Frequency Shift)		
Surge Protection Level	TYPE II(DC),TYPE II(AC)		
General Data			
Operating Temperature Range (°C)	-40 C ~65 C		
Permissible Ambient Humidity	0-100%		
Permissible Altitude (m)	2000m		
Noise (dB)	≤25		
Ingress Protection(IP) Rating	IP 67		
Inverter Topology	Isolated		
Over Voltage Category	OVC II(DC), OVC IV(AC)		
Communication	WiFi		
Cabinet Size (WxHxD mm)	217.3×175.5×32.4 (Excluding Connectors and Brackets)		
Weight (kg)	2.7		
Warranty	10 years		
Type of Cooling	Natural Cooling		
Grid Regulation	AS/NZS 4777.2		
Safety EMC/Standard	IEC 62920,IEC 61000-6-1/2/3/4, IEC 62109-1, IEC 62109-2		

Microinverter


SUN-M130/160/180/200/220G5-AU-Q1




 IP67 protection degree, 10 years warranty

 WiFi communication

36 Max. DC input current of 36A, adapt to 790W PV module

 2 MPP tracker, module level monitoring

 Rapid shutdown function

Technical Data

Model	SUN-M130G5-AU-Q1	SUN-M160G5-AU-Q1	SUN-M180G5-AU-Q1	SUN-M200G5-AU-Q1	SUN-M220G5-AU-Q1
PV String Input Data					
Max. PV Input Power (W)	210-460 (4 Pieces)	210-560 (4 Pieces)	210-630 (4 Pieces)	210-700 (4 Pieces)	210-770 (4 Pieces)
Max. PV Input Voltage (V)	60				
Start-up Voltage (V)	20				
MPPT Voltage Range (V)	25-55				
Rated PV Input Voltage (V)	42.5				
Max. Operating PV Input Current (A)	36+36				
Max. Input Short Circuit Current (A)	54+54				
No. of MPP Trackers/ No. of Strings per MPP Tracker	2/2+2				
AC Output Side					
Rated AC Output Active Power (W)	1300	1600	1800	2000	2200
Max. AC Output Apparent Power (VA)	1300	1600	1800	2000	2200
Rated AC Output Current (A)	5.7	7	7.9	8.7	9.6
Max. AC Output Current (A)	5.7	7	7.9	8.7	9.6
Rated Output Voltage/Range (V)	230V/240V 0.85Un-1.1Un				
Grid Connection Form	L/N/PE				
Rated Output Grid Frequency/Range(Hz)	50/45-55				
Max. Unit per Branch	5	4	3	3	3
Power Factor Adjustment Range	0.8 leading-0.8 lagging				
Total Current Harmonic Distortion THDi	<3%				
DC Injection Current	<0.5%In				
Efficiency					
Max. Efficiency	96.5%				
Euro Efficiency	96.0%				
MPPT Efficiency	>99%				
Equipment Protection					
DC Reverse Polarity Protection	Yes				
AC Output Overcurrent Protection	Yes				
AC Output Overvoltage Protection	Yes				
AC Output Short Circuit Protection	Yes				
Thermal Protection	Yes				
Insulation Impedance Detection	Yes				
Anti-islanding Protection	YES(Active Frequency Shift)				
Surge Protection Level	TYPE II(DC),TYPE II(AC)				
General Data					
Operating Temperature Range (°C)	-40 C ~65 C				
Permissible Ambient Humidity	0-100%				
Permissible Altitude (m)	2000m				
Noise (dB)	≤25				
Ingress Protection(IP) Rating	IP 67				
Inverter Topology	Isolated				
Communication Interface	WiFi				
Over Voltage Category	OVC II(DC), OVC III(AC)				
Cabinet Size (WxHxD mm)	367.2×228.7×36 (Excluding Connectors and Brackets)				
Weight (kg)	5.7				
Warranty	10 years				
Type of Cooling	Natural Cooling				
Grid Regulation	AS/NZS 4777.2				
Safety EMC/Standard	IEC 62920,IEC 61000-6-1/2/3/4, IEC 62109-1, IEC 62109-2				

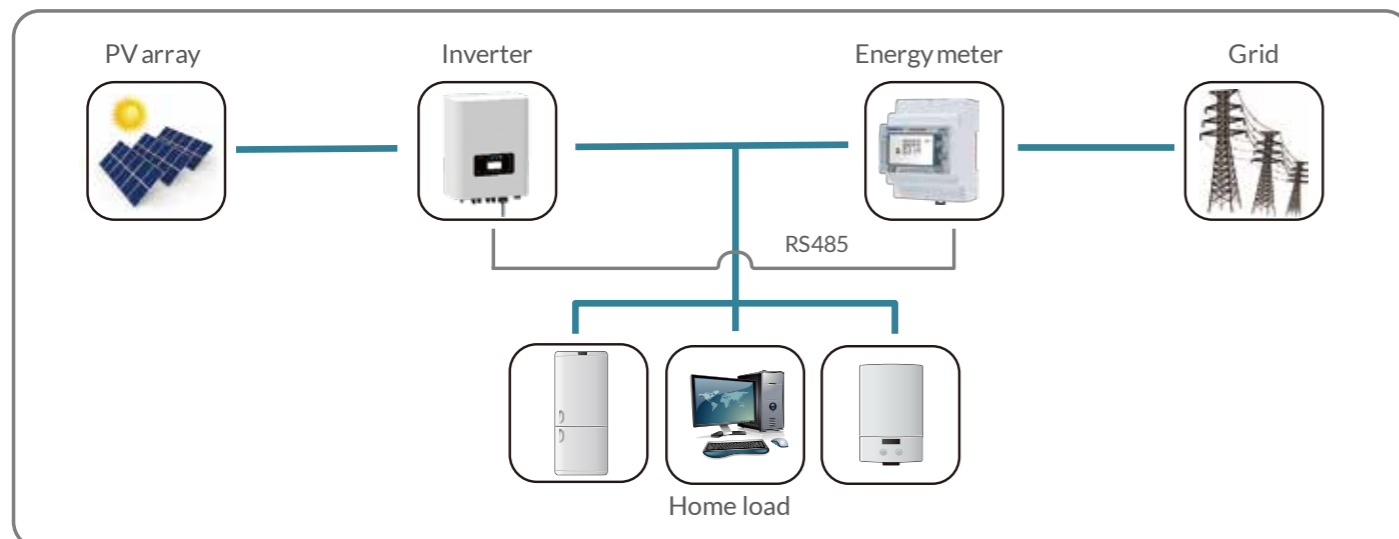
Energy Meter



Technical Data

Model	SDM120CTM 40mA	SDM630MCT 1A/5A	SDM630MCT 40mA
Technical Spec			
Nominal Voltage (Un)	120/230V	230/400V	230/400V
Operation Voltage	80%-120%Un		
Primary current (A)	5-9999A (with CT)		
Secondary current (A)	40mA CT	1A/5A CT	40mA CT
Operation frequency	50/60Hz		
Power consumption	≤2W/10VA		
Accuracy Class			
Active power	Class1		
Reactive power	Class2		
Performance criteria			
Dimensions (L/H/W) in mm	118*64*18	94.5*65*72	94.5*65*72
Mounting options	DIN Rail		
Degree of protection	IP51		
Display	LCD		
Max. number of devices to connect	32		
Operation temperature	-25°C~+55°C		
Humidity	≤90%		
Warranty	1.5 years		

Typical Application Diagram



Stick Logger

DL1000B - WIFI/4G DL1000B - ETH

Monitor your system anywhere in the world.



◆ DL1000B - WIFI
DL1000B - 4G

◆ DL1000B - ETH

- ◆ Plug and Play
- ◆ 1 - minute Data Refresh Interval
- ◆ App Local - mode by Bluetooth
- ◆ Support Local and Remote OTA
- ◆ Support Data Backfilling
- ◆ Encrypted Transmission

Technical Data

Product Model	DL1000B - WIFI	DL1000B - 4G	DL1000B - ETH
WiFi	2.4 GHz	Not Support	2.4 GHz
4G	Not Support	LTE-FDD: B1/3/5/7/8/20/28 LTE-TDD: B38/40/41	Not Support
Satellite Positioning	5.3	5.3	4.2
LAN	Not Support	Not Support	10M / 100M
UART	1 × UART		
LED	2 × LED		
Data Interface	USB		
Power Supply Voltage	5V DC		
Operating temperature	-40°C ~ +65°C		
Ingress Protection	IP 65		
Dimension (W×D×H)	116.6mm×70.5mm×30.5mm		
Software	AT Command, OTA, Data Backfilling		

D L 1000B - WiFi

Brand

D:Deye

Device type

G: Gateway
L: Logger
M: Module

Version

Main Function

WiFi: STA + AP
4G: Cellular comm
ETH: LAN
GW: Gateway

The Deye data terminal is a communication device tailored for inverter data collection. It transmits the inverter's operating status and power generation data to the Deye Cloud platform via WiFi or 4G, enabling long-term, effective monitoring of photovoltaic power systems. This allows users to manage distributed power plants cost-effectively and efficiently, significantly simplifying maintenance. It supports MODBUS command transparent transmission, custom command configuration, local/remote firmware upgrades, inverter parameter adjustment, and remote debugging.

Deye Cloud



Support the establishment, data collection, monitoring, operation, maintenance, and after-sales services for new energy power stations like photovoltaic, energy storage, and micro-inverters.

The Deye Smart Cloud Big Data platform enables transparent management of all power station types, enhancing their value. It offers a variety of power station and equipment types, comprehensive monitoring, efficient troubleshooting, intelligent data analysis, energy flow visualization, and diverse management modes.

Additionally, our new data center feature allows collaboration with merchants for shared operation and maintenance, ensuring power station security and stability.



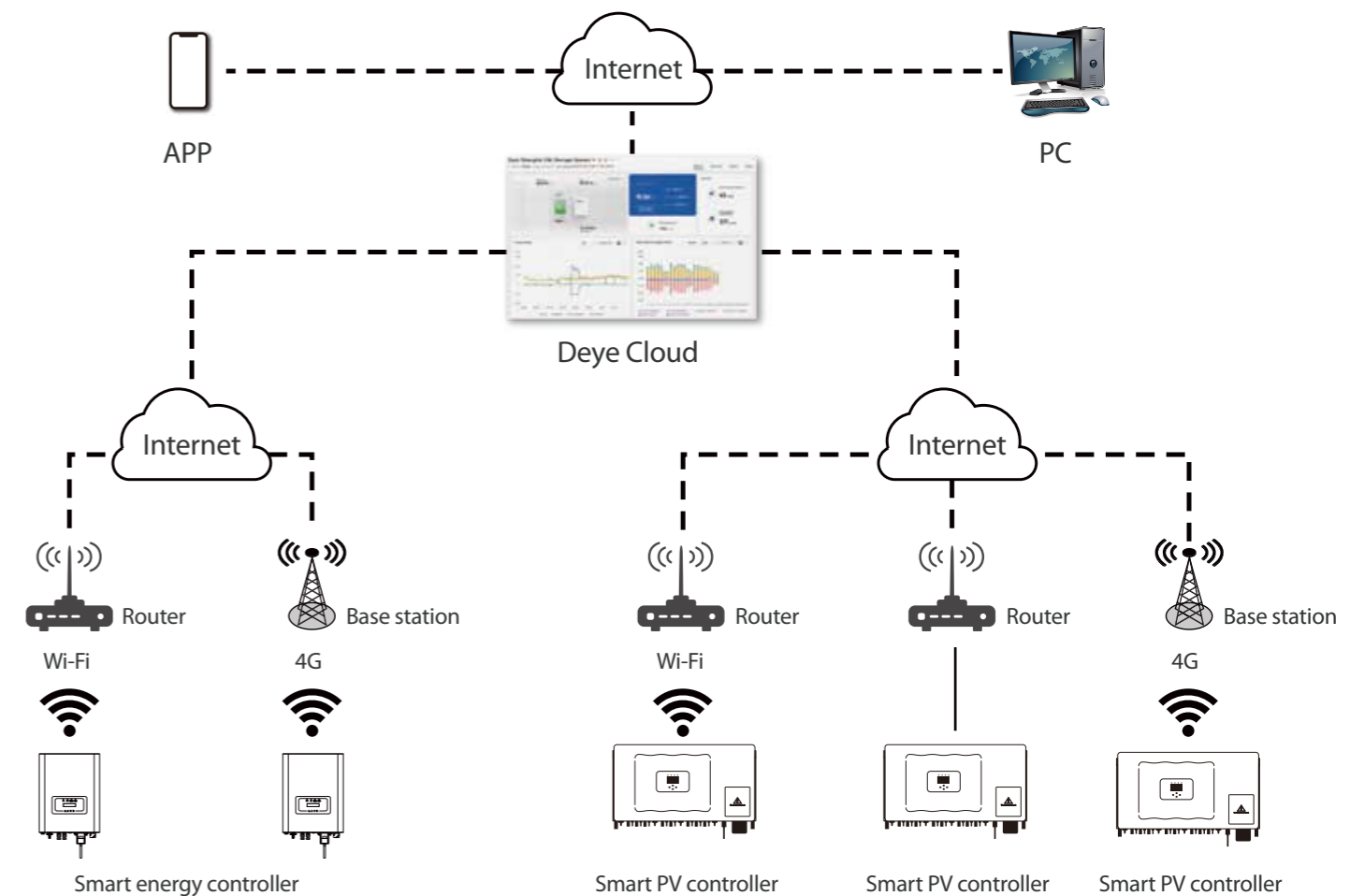
All in one

- Supports multiple devices such as photovoltaic, batteries, wind turbines, power grids, micro-inverters, diesel generators, loads, UPS, and Smartload in all aspects;
- Supports both business users and owners in one APP.



Security

- Separate data centers in Europe and America;
- Comply with ETSI/EN 303645, GDPR.





- ▶ **Inverter:**
1Ph 16kW
SUN-8K-SG05LP1-AU*2 (pcs)
- ▶ **Battery:**
30kWh AI-W5.1-B*6 (pcs)



- ▶ **Inverter:**
3Ph 29.9kW
SUN-29.9K-SG01HP3-AU*3
- ▶ **Battery:**
180 kWh BOS-G*36 (pcs)



- ▶ **Inverter:**
3Ph 50kW
SUN-50K-SG01HP3-AU
- ▶ **Battery:**
90 kWh BOS-G*18 (pcs)



Project cases

- ▶ **Australia**

- ▶ **Inverter:**
1Ph 5kW
SUN-5K-SG04LP1-AU
- ▶ **Battery:**
6kWh RW-W6.1-B



- ▶ **Inverter:**
3Ph 50kW
SUN-50K-SG01HP3-AU
- ▶ **Battery:**
60kWh GE-F60

Project cases

► Australia



► **Inverter:**
3Ph 50kW
SUN-50K-SG01HP3-AU

► **Battery:**
60kWh GE-F60



► **Inverter:**
3Ph 200kW
SUN-50K-SG01HP3-AU*4

► **Battery:**
480 kWh BOS-G*96 (pcs)



► **Inverter:**
1Ph 10kW
SUN-10K-SG02LP1-AU

► **Battery:**
50kWh AI-W5.1-B*10 (pcs)



► **Inverter:**
1Ph 5kW
SUN-5K-SG04LP1-AU

► **Battery:**
30kWh RW-F10.2*3 (pcs)



► **Inverter:**
1Ph 10kW
SUN-10K-SG02LP1-AU

► **Battery:**
55kWh AI-W5.1-B*11 (pcs)

Project cases

► Australia



► **Inverter:**
10kW SUN-10K-SG02LP1-AU

► **Battery:**
50kWh RW-F10.2*5 (pcs)



► **Inverter:**
3Ph 10kW SUN-10K-SG04LP3-AU

► **Battery:**
10kWh RW-F10.2*2 (pcs)



► **Inverter:**
1Ph 8kW
SUN-8K-SG05LP1-AU

► **Battery:**
RW-F10.2



► **Inverter:**
3Ph 250kW
SUN-50K-SG01HP3-AU*5

► **Battery:**
300kWh GE-F60*5 (pcs)



► **Inverter:**
3Ph 29.9kW
SUN-29.9K-SG01HP3-AU

► **Battery:**
40kWh BOS-G*8 (pcs)